



HAL
open science

Archaeometrical contributions in the Japanese architecture in France

Muriel Bordessoulles, Catherine Lavier, Elsa van Elslande, Laurence de
Viguerie, Jean-Sébastien Cluzel, Victoria Asensi Amoros, Mechtild Mertz,
Takumi Mitsutani, Rémi Brageu

► To cite this version:

Muriel Bordessoulles, Catherine Lavier, Elsa van Elslande, Laurence de Viguerie, Jean-Sébastien Cluzel, et al.. Archaeometrical contributions in the Japanese architecture in France. 2nd International symposium WoodSciCraft 2016, Sep 2016, Kyoto, Japan. hal-03447734

HAL Id: hal-03447734

<https://hal.science/hal-03447734v1>

Submitted on 24 Nov 2021

HAL is a multi-disciplinary open access archive for the deposit and dissemination of scientific research documents, whether they are published or not. The documents may come from teaching and research institutions in France or abroad, or from public or private research centers.

L'archive ouverte pluridisciplinaire **HAL**, est destinée au dépôt et à la diffusion de documents scientifiques de niveau recherche, publiés ou non, émanant des établissements d'enseignement et de recherche français ou étrangers, des laboratoires publics ou privés.



Distributed under a Creative Commons Attribution - NonCommercial 4.0 International License

ARCHAOMETRICAL CONTRIBUTIONS IN THE JAPANESE ARCHITECTURE IN FRANCE: THE PAVILIONS OF ALBERT KAHN'S GARDENS (BOULOGNE-BILLANCOURT, FRANCE)

Muriel Bordessoulles¹, Catherine Lavier², Elsa Van Elslande², Laurence De Viguerie²
In collaboration with Jean-Sébastien Cluzel¹, Victoria Asensi Amoròs³, Mechtild Mertz⁴,
Takumi Mitsutani⁵, and Rémi Brageu²

ABSTRACT:

This study takes place within the framework of an ambitious restoration project of the two Japanese lodges situated at Boulogne-Billancourt, in France. The philanthropist banker Albert Kahn builds a set of gardens during the 19th century with a Japanese "village". Manhandled by the time, restorations were decided with, in parallel, an exhaustive archaeological investigation of these buildings. The AKAHN project: "Albert Kahn: archaeology of a Japanese Heritage" began in 2015. Exploratory analysis were made to direct a part of the work and in particular to find the original colors. The measurements were realized according to non-destructive methods and techniques mainly *in situ*. The present results are not complete and are in the continuation especially for the wood. They concern the dendrometrical studies on both houses and the characterization of their polychromies. They also participate in the implementation of a database on Asian woods in France: in the 19th century in Europe, during the period named "Japanism", numerous buildings seem to contain same kind of woods.

KEYWORDS: *Archaeometry, Wood, Polychromy, Japanese architecture, France*

1 INTRODUCTION

Albert Kahn's gardens are located in the Hauts-de-Seine, near Paris, in France. There have several buildings including two Japanese lodges brought back from Japan by Albert Kahn around 1900 (Figure 1). [1-3]

As part of AKAHN's project, they were restored in 2015 and 2016 using a traditional Japanese method: complete dismantling and reassembling. The aim of this project is to understand this heritage (origin, construction in Japan and in France, etc.) through a multidisciplinary approach combining archaeology, archaeometry, architecture, history, 3D representations, etc. [4-6]

The present study was conducted as part of the scientific part of the project. We decided to study the wood, main component of the buildings, but also painted plasters, unknown.



Figure 1: Left: West lodge; Right: East lodge

¹ Muriel Bordessoulles, Jean-Sébastien Cluzel, Paris Sorbonne University, bordessoulles.muriel@gmail.com, jean-sebastien.cluzel@paris-sorbonne.fr

² Catherine Lavier, Elsa Van Elslande, Laurence de Viguerie, Rémi Brageu, UMR8220 : CNRS-UPMC-Sorbonne universities, catherine.lavier@upmc.fr, elsa.van_elslande@upmc.fr, laurence.de_viguerie@upmc.fr, remi.brageu@upmc.fr

³ Victoria Asensi Amoròs, Xyldata, victoria.asensi@free.fr

⁴ Mechtild Mertz, Kyoto University, mechtild.mertz@free.fr

⁵ Takumi Mitsutani, Nara National Research Institute for Cultural Properties, takumi.mitsutani@gmail.com

The aims of our studies are as follows:

- To obtain the necessary information for the restoration,
- An initial and as accurate as possible of its state before restoration,
- To advance research on these houses,
- To improve our knowledge of Japanese architecture in France and Europe,
- To exchange collected data with Japanese researchers to supply dendrometrical databases.

2 METHODOLOGY

The study was conducted in two parts: the first one *in situ* and with non-destructive methods before restoration and then the second one on samplings and laboratory analysis when restoration.

2.1 WOODS

The wood study was led in two phases: first, on some wood available before restoration and then on a selection of wood chosen during the restoration. All data were taken *in situ* and treatment was done in a laboratory.

We decided to carry out two types of studies in parallel: on the first hand, dendrometrical measurements that will give us an absolute and relative approach to the date, possibly a biogeographical origin and a morphological analysis of the wood. On the other hand, a xylogological study on some of the wood studies by dendrometry was to determine and to analyse the wood species.

2.1.1 Dendrometry

In the case of Albert Kahn gardens' two pavilions, we used a non-invasive methodology adapted to wooden art works. After a manual light dusting of the surface, we realized, at first, a maximum of *in situ* data taking on non-dismantled buildings and carried out measurements on macrophotographs (Figure 2). They are done on longitudinal surface because the wood is perfectly split on radial way and they are coniferous species.



Figure 2: Detail of board 2, gate 1, East lodge.

The measurement of rings width was performed on each image using software (Mensor¹). The pictures were taken

according to a strict protocol of stability, lighting and scale (Figure 3). [7]

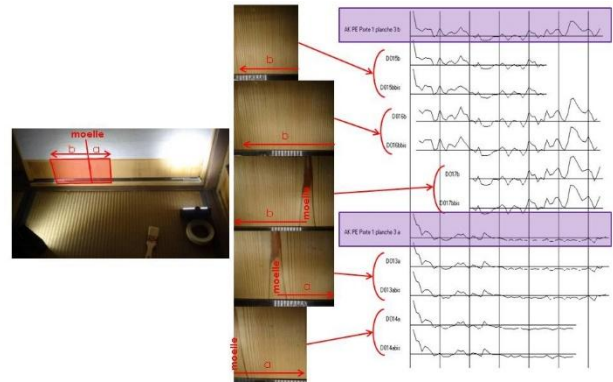


Figure 3: Example of macrophotographs made on a plank of a shōji (on left) and measurements of tree-ring widths (on right) in the two directions: this wood was split near the pith.

During the preliminary study, tree-rings measurements were performed on visible transverse faces of 4 outdoor round beams (two in each house), 8 tie beams of West lodge (East house have none) and on lower parts of 25 shōji² (12 in the East lodge and 13 in the West house) for a total of 87 boards with 81 measured (Figure 4).



Figure 4: Example of measured timbers (in red). Left: the lower parts of shōji; Top right: tie beams; Bottom right: an outdoor round beam.

During the restoration, the houses were totally dismantled and the woods were left to us for a short time (Figure 5) to take information. We then had to take a maximum data during this very short period of time. Only part of these timbers was analysed in the laboratory. Indeed, the photographs, around 1400, and the study of left wood not re-used would require nearly two years of work to a specialist only for their post-treatment. So we selected a number of woods meeting certain criteria in order to be as representative as possible for this first part of work:

- Containing a large number of rings or with particular growth,
- Coming from the structure but also walls or decorations,

¹ S. Meignier et D. Pousset, 2002, software

² Japanese door made of translucent rice paper mounted on a wooden structure.

- Coming from a maximum of rooms (*genkan*, kitchen, etc.),
- 3 hardwoods et 44 softwoods
- 25 from East house and 22 from West house
- Posts, beams, planks, lintels, etc.

It represents some 47 timbers studied to add to the corpus of the preliminary study.

The most representative results were sent to Mr. Takumi Mitsutani so that he could do a comparison with his dendrochronological database on Japanese wood. This data is being processed.



Figure 5: Part of the corpus of wood to be analysed.

2.1.2 Xylogy

The xylogy determines the wood species. This requires making very fine cuts on the three faces of the wood: transverse, tangential and radial (Figure 6) and comparing with existing database. Mrs. Mechtild Mertz, Japanese wood specialist and Mrs. Victoria Asensi Amoros, from Xylodata, assist us in determining the species used.




Figure 1: Sample D1: transverse, radial and tangential faces.

2.2 POLYCHROMIES

The walls have large different coloured layers depending on the rooms and houses as an orange, a very dark grey, a beige, etc.

To better characterize these paintings, we decided at first to perform XRF analysis *in situ* (Figure 7) to try to identify the chemical elements present. Colorimetric measurements were also performed. These methods were chosen because they are non-destructive, portable, fast and commonly used.



Figure 7: Preparation of the fluorescence X machine for in situ measurements. (Photo : C. Lavier)

During the restoration of the two houses, we took samples from these painted plasters to study the paintings in the laboratory (Figure 8). We decided to sample all the colours: sixteen samples from seven different colours were so studied. We then performed stratigraphical sections of these plasters and we observed them by optical microscopy. Considering the results, we decided to analyse some samples by SEM-EDS (scanning electron microscope coupled to energy-dispersive X-ray spectroscopy) to chemically characterize the interest for the restoration of the paintings.



Figure 8: Examples of samples taken for this study during dismantling

2.2.1 X-ray fluorescence (XRF)

XRF gives us information on the chemical composition of the paints. It determines the presence of chemical elements from the aluminum and the position of the lines on the obtained spectrum indicates the nature of the present elements.

2.2.2 Colorimetry

The colorimetric measurements allow the restoration manager to identify the colours to be used. It also helps us to position the colour in the selected referential, in this case the L*a*b* system. We also measured the dominant wavelengths for each colour.

2.2.3 Optical microscopy

To be studied, the samples had to undergo a preliminary preparation: resize, set in resin and cutting or polishing to obtain a flat surface. We then obtained a stratigraphical section of the sample.

2.2.4 SEM-EDS (Scanning Electron Microscope)

Analyses by SEM-EDS (Figure 9) permitted us to identify the chemical elements present in each layer of paint in each stratigraphical section. We chose to analyse the samples according to the results obtained by other methods, namely: the original paint composition to identify the pigment.



Figure 9: Analysis of samples by SEM-EDS in progress.

3 RESULTS

3.1 WOODS

3.1.1 Dendrometry

From the measurements of woods, 15 dendro-means were realized, up to 31 samples or covering over a period of 192 years: one with hardwood and the rest with softwood. The dendromorphological studies helped us to determine that some samples come from nearby trees and have similar growth characteristics (characteristic years; Figure 10). This permits us to establish that they were from the same kind of trees, the same forest and the same age.

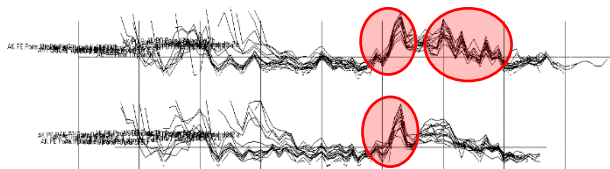


Figure 10: Mean19: the two parts whose series have a specific and similar positive amplitude (in red).

Some averages contain wood from East and West houses proving that the timbers of these two buildings are from same areas and same periods. Both houses were probably built at the same time and with the same wood (Figure 11). At the moment, they did not allow us to establish the date of the construction of these houses. We need more samples. It will be done during restoration by

data samplings and after restoration with non re-used woods

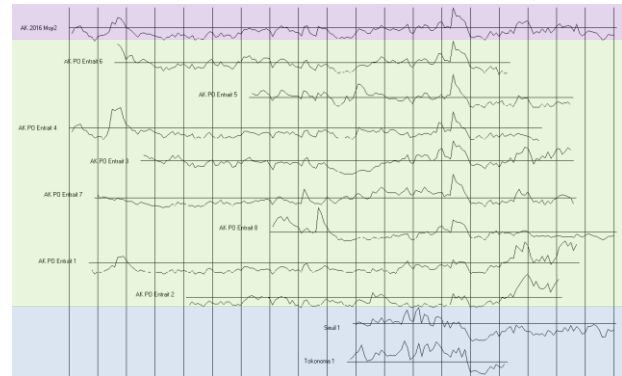


Figure 11: Mean "AK 2016 Moy 2" (in purple) incorporating elements from West house (in green) and East house (in blue).

3.1.2 Xylogy

As the restoration work was only completed in June 2016, the majority of the wood is still being sampled. So far, we checked that some *Hinoki* cypress (*Chamaecyparis obtusa*), Japanese cedar *Sugi* (*Cryptomeria japonica*), Sawara cypress (*Chamaecyparis pisifera*), Himalayan cypress (*Cupressus torulosa*) and Larch (*Larix sp.*) were part of some of the timber used.

3.2 POLYCHROMIES

3.2.1 X-ray fluorescence (XRF)

The XRF analysis gave us to detect lead in some paints. However, the different layers of paint are not uniform (we obtain large variations in results for the same paint: Figure 12), it is difficult to know exactly which layer it comes from. Therefore, it is not possible to calculate quantitative compositions (amount of each chemical element) and even qualitative ones (present elements) of each layer. At this stage we can only have a global vision of these paintings and elements present in large quantities (major elements) such as calcium or zinc.

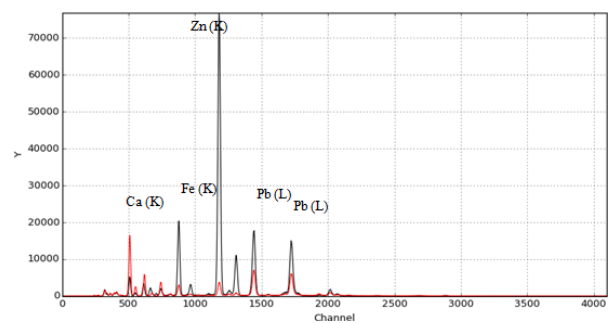


Figure 12: 2 orange paint spectra: the same elements are present, but their concentrations vary widely.

3.2.2 Colorimetry

We were able to realize many colorimetric measurements on different layers which gave us a better insight of the colors from the successive restorations (Figure 13). However, these data cannot be directly used during the restoration as it is not possible to properly

analyse the oldest blue layer and consequently to have accurate information.

However, these measurements allow us to keep track of paints used throughout the 20th century on these lodges and which were destroyed during restoration.



Figure 2: Left: we have scoured only 5 of the 10 layers; Right: only 3 from 8 present layers.

3.2.3 Optical microscopy

Observations by optical microscopy have allowed us to identify the blue paint (Figure 14) as the original one: it is present on a majority of restored painted plaster. However, these are non-existent in texts and archives and could have remained unknown if we did not continue our work on painted plasters.




Figure 14: Left: cut; Right: view from below. Blue pigments are highly visible, which helps target the SEM-EDS analysis.

3.2.4 SEM-EDS (Scanning Electron Microscope)

Thanks to the analysis performed by SEM-EDS (Figure 15), the blue pigment was identified as synthetic ultramarine blue (or sodium aluminosilicate). It was used for restoration. We also found that the mix used in the original paint (to increase the coverage of the paint) was kaolinite (potassium aluminosilicate). The other paintings showed little interest for the restoration.

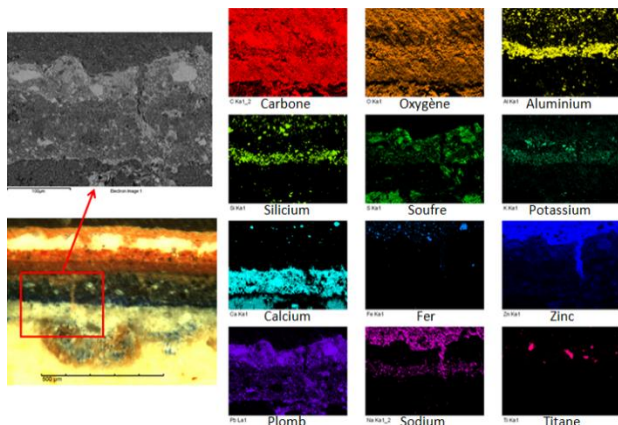


Figure 15: Map of an area of the sample AK14-2. The chemical elements are represented by different colors.

4 CONCLUSIONS

The various analyses, carried out during the exploratory study, permitted us to focus our research in order to get a wider knowledge during the study for the restoration. Indeed, without the first study, we would not have been aware of the various restorations on painted plasters and we would not have found the original blue. This also allowed us to make some assumptions about the woods that it was necessary to confirm or reformulate.

Many archaeometrical techniques were used and have already provided important information about the history of these two lodges, the information was used for restoration.

WOODS: we already know that we are in the presence of multiple species. At the moment, the expected datings and provenance were not obtained because this part of project was ended in last June and that not reused timber just arrived in the laboratory. We can still say that some timbers of the two houses come from same areas which also confirm their contemporary building and that there were lots of timber prepared for both buildings and not separate lots by house. The xylological analysis helped us to identify species not expected for this kind of buildings: larch (*Larix sp.*) and Himalayan cypress (*Cupressus torulosa*) already indicating that supply circuits are larger than expected.

POLYCHROMIES: numerous samples and systematical observation by optical microscope enabled us to define the presence of blue on the deepest layer of several coats of paint: the original blue found on autochromes. Thanks to SEM-EDS analysis, it was identified as ultramarine blue (sodium aluminosilicate) mixed with kaolinite (potassium aluminosilicate). This information was used for the restoration (Figure 16). Colorimetric analysis coupled by optical microscope revealed a large number of restorations carried out in the 20th century, showing unknown interventions in the history of these pavilions. The knowledge then obtained is part of a memory work. Indeed, plasters were destroyed during buildings' dismantling and no longer exist.




Figure 16: Left: East lodge being restored; Right: Blue paint test on plasterboard present on site.

The further dendrometrical analysis, combined with information from the carpenters-restorers will enable us to lead to new discoveries about the species, their provenance, their datations, etc. We know that it needs

several years but it should allow us to answer the outstanding questions: what are all the species of wood used? What wood for what use? Where do the timbers come from? What are the wood timbers supply circuits? Were they known, new or adapted at the request of Albert Kahn? Was the wood treated *in situ* and worked which is typical of Japanese masters and/or combinations of European techniques? What were the various restorations undocumented in the archives? When? What it can teach us about Japanese architecture in France and Europe as well as exchange of architecture from Japan to France?

Interdisciplinary program, the AKAHN project allowed us to demonstrate the interests of archeometry associated with archeology, history and architecture for analysing buildings imported from Japan. We hope that this type of project will become widespread and that these actions will be applied to other structures of heritage interest or even to those considered as works of art.

Pioneers for these types of multidisciplinary studies, this program has already provided many results. It is necessary to continue archaeometrical studies of these pavilions but also other Japanese buildings in France or Europe. These studies involving many international experts, it would be great to extend these relations but also to develop the study of architectural Japanism in Europe as well as international dendrometrical databases.

ACKNOWLEDGEMENT

First of all, we wish to thank the Sorbonne Universities' convergence program which supported the AKAHN project and has given us the opportunity to lead this study.

We also thank the various collaborators who took part in this work: Mr. Cluzel for his historical knowledge about the houses and guidance throughout this study; Mrs. Asensi Amoròs and Mrs. Mertz for the determination of some tree species; Mr. Mitsutani for access to his dendrometrical databases on Japanese woods; and finally Mr. Brageu for his help and his work on the pavilions.

REFERENCES

- [1] J.-S. Cluzel, S. Hyuga, M. Nishida, Z. Yagasaki. *Expertise des pavillons japonais du musée Albert KAHN*. Musée départemental des Hauts-de-Seine. Report 2007.
- [2] M. Bordessoulles. *Etude exploratoire des pavillons japonais du jardin Albert KAHN : apports préliminaires de la caractérisation des bois et des polychromies*. Université Bordeaux Montaigne, Master Histoire de l'art et patrimoine, spécialité recherche matériaux du patrimoine culturel et archéométrie, 78 p., 2015.
- [3] M. Bordessoulles. *Apports de l'archéométrie à l'étude de l'architecture japonaise : le cas des pavillons des jardins Albert KAHN (Hauts-de-Seine, France)*. Université Paris Sorbonne, UFR Histoire de l'art et Archéologie, Master 2 Archéologie : textes, terrain, vestiges, 166 p., 2016.
- [4] J.-S. Cluzel. *AKAHN : Albert KAHN : Archéologie d'un Héritage Nippon. Programme Convergence - Projets « Sciences et Patrimoine culturel »*, Sorbonne Universités, Paris. Report, 2014.
- [5] C. LAVIER and J.-S. Cluzel. Albert KAHN, Archéologie d'un Héritage Nippon. In *International Symposium WoodSciCraft 2014*. Montpellier, Sept. 2014.
- [6] C. Lavier, M. Bordessoulles, R. Brageu and L de Viguerie. AKAHN: Albert Kahn, Archaeology of a Japanese Heritage. In *International Conferences Daylight simulation in historical buildings and urban environments*, Université de Technologie de Compiègne - Sorbonne Universités, July 6-17, 2015.
- [7] C. LAVIER. Archéodendrométrie sur objets et œuvres d'art à support-bois : savoir-faire technique, capacités, obstacles et alternatives, *Spectra ANALYSE*, 292: 67-73, 2013.