



HAL
open science

Asymmetric Transfer Hydrogenation of gem -Difluorocyclopropenyl Esters: Access to Enantioenriched gem -Difluorocyclopropanes

Khalil Yamani, Hugo Pierre, Alexis Archambeau, Christophe Meyer, Janine
Cossy

► **To cite this version:**

Khalil Yamani, Hugo Pierre, Alexis Archambeau, Christophe Meyer, Janine Cossy. Asymmetric Transfer Hydrogenation of gem -Difluorocyclopropenyl Esters: Access to Enantioenriched gem -Difluorocyclopropanes. *Angewandte Chemie International Edition*, 2020, 59 (42), pp.18505 - 18509. 10.1002/anie.202008572 . hal-03439559

HAL Id: hal-03439559

<https://hal.science/hal-03439559v1>

Submitted on 22 Nov 2021

HAL is a multi-disciplinary open access archive for the deposit and dissemination of scientific research documents, whether they are published or not. The documents may come from teaching and research institutions in France or abroad, or from public or private research centers.

L'archive ouverte pluridisciplinaire **HAL**, est destinée au dépôt et à la diffusion de documents scientifiques de niveau recherche, publiés ou non, émanant des établissements d'enseignement et de recherche français ou étrangers, des laboratoires publics ou privés.

"This is the peer reviewed version of the following article: Asymmetric transfer hydrogenation of *gem*-difluorocyclopropenyl esters. Access to enantio-enriched *gem*-difluorocyclopropanes; K. Yamani, H. Pierre, A. Archambeau, C. Meyer, J. Cossy, *Angew. Chem. Int. Ed.* 2020, 59, 18505-18509, which has been published in final form at [10.1002/anie.202008572](https://doi.org/10.1002/anie.202008572). This article may be used for non-commercial purposes in accordance with Wiley Terms and Conditions for Use of Self-Archived Versions. This article may not be enhanced, enriched or otherwise transformed into a derivative work, without express permission from Wiley or by statutory rights under applicable legislation. Copyright notices must not be removed, obscured or modified. The article must be linked to Wiley's version of record on Wiley Online Library and any embedding, framing or otherwise making available the article or pages thereof by third parties from platforms, services and websites other than Wiley Online Library must be prohibited."

Asymmetric transfer hydrogenation of *gem*-difluorocyclopropenyl esters. Access to enantio-enriched *gem*-difluorocyclopropanes

Khalil Yamani, Hugo Pierre, Alexis Archambeau, Christophe Meyer,* and Janine Cossy*

Molecular, Macromolecular Chemistry, and Materials

ESPCI Paris, PSL University, CNRS, 10 rue Vauquelin 75005 Paris, France

E-mail: christophe.meyer@espci.fr, janine.cossy@espci.fr

Abstract: A catalytic enantioselective access to disubstituted functionalized *gem*-difluorocyclopropanes, which lie among emerging fluorinated motifs, was developed by asymmetric transfer hydrogenation of *gem*-difluorocyclopropenyl esters, catalyzed by Noyori-Ikariya (*p*-cymene)-ruthenium(II) complex, with (*N*-tosyl-1,2-diphenylethylenediamine) as chiral ligand and isopropanol as hydrogen donor. The resulting *cis*-*gem*-difluorocyclopropyl esters were obtained with moderate to high enantiomeric purities (ee = 66-99%) and post-functionalization reactions enable access to valuable building blocks incorporating a *cis*- or *trans*-*gem*-difluorocyclopropyl motif.

gem-Difluorocyclopropanes have aroused considerable interest both from a structural standpoint and because of their ability to participate in various ring-opening reactions.^[1,2] Considering the increasing use of the cyclopropyl fragment in the development of drug candidates^[3] and the unarguable importance of fluorinated compounds in medicinal chemistry and agrochemistry,^[4] it is not surprising that *gem*-difluorocyclopropanes are encountered into bioactive compounds^[5] and currently lie among "emerging fluorinated motifs".^[6] Notorious examples include α -amino acid **I**, a selective metabotropic glutamate receptor 2 antagonist,^[7] the lysophosphatidic acid receptor 2 antagonist **II**,^[8] the serotonin 2C receptor antagonist **III**^[9] and zosuquidar,^[10] which reached phase III clinical trials to treat acute myeloid leukemia (Figure 1).

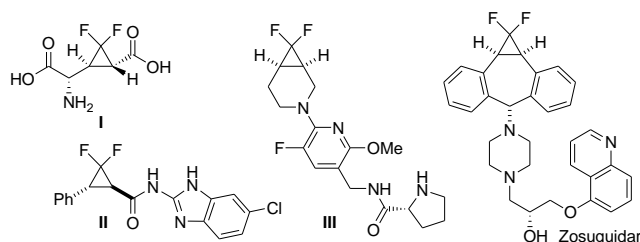
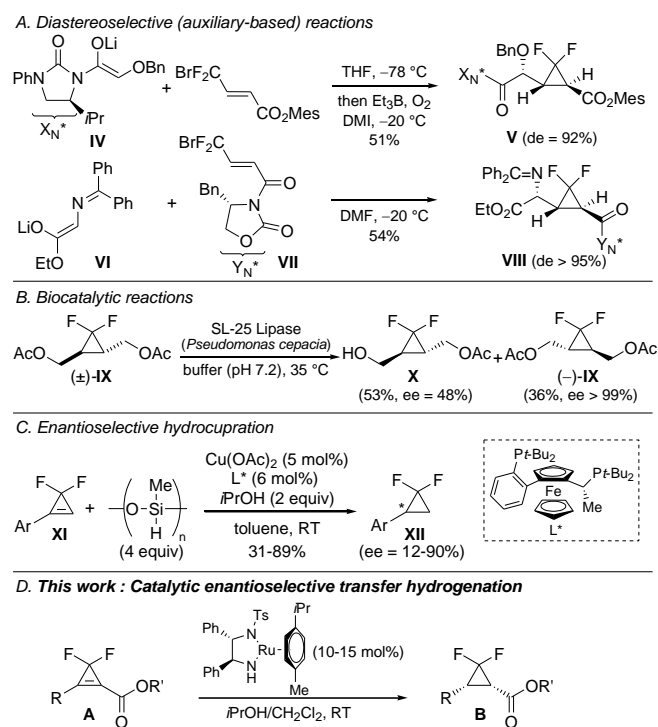


Figure 1. Examples of bioactive *gem*-difluorocyclopropanes.

gem-Difluorocyclopropanes are classically synthesized by cyclopropanation of alkenes with difluorocarbene, which can be generated from various precursors.^[6,11,12] Examples of diastereo-selective difluorocyclopropanations of alkenes possessing adjacent stereocenters have been reported,^[13] but to date only a few methods are available for the synthesis of enantio-enriched *gem*-difluorocyclopropanes. Diastereoselective auxiliary-based approaches involve Michael addition of lithium enolate **IV** (derived from a chiral *N*-acyl imidazolidinone) to mesityl 4-bromo-4,4-difluorocrotonate, followed by

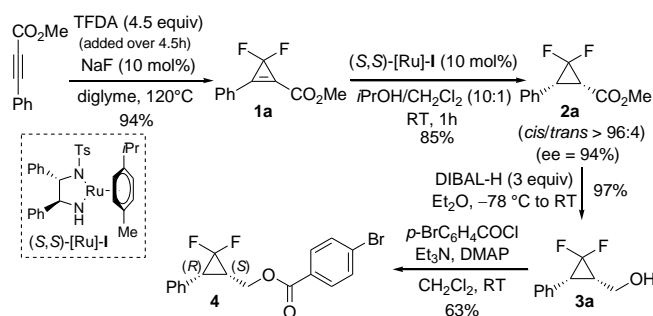
radical-induced ring closure, to afford difluorocyclopropane **V**.^[14] Ring-closure induced by Michael addition of glycine-derived enolate **VI** to *N*-(difluorobromocrotonyl)oxazolidinone **VII** was also disclosed to access α -amino acid derivative **VIII**^[15] (Scheme 1A). Alternatively, chemo-enzymatic processes can be used, as illustrated by the kinetic resolution of racemic diacetate **IX**, which afforded optically active alcohol **X** and diacetate ($-$)-**IX** through a lipase-catalyzed ester hydrolysis.^[16,17] Very recently, the enantioselective reduction of aryl *gem*-difluorocyclopropenes **XI** into aryl *gem*-difluorocyclopropanes **XII** by hydrocupration was disclosed (Scheme 1C).^[18] Herein, we report a catalytic enantioselective approach toward disubstituted functionalized *gem*-difluorocyclopropanes, capitalizing on the asymmetric transfer hydrogenation of *gem*-difluorocyclopropenyl carboxylates **A** into *gem*-difluorocyclopropyl esters **B** in the presence of Noyori-Ikariya ruthenium(II) complex and isopropanol as hydrogen donor (Scheme 1D).



Scheme 1. Synthesis of enantio-enriched *gem*-difluorocyclopropanes. Mes = 2,4,6-trimethylphenyl, DMI = 1,3-dimethylimidazolidin-2-one.

Although hydrogenation of difluorocyclopropenes may appear as an appealing entry toward difluorocyclopropanes, those latter strained compounds are prone to ring-cleavage in the presence of transition metal catalysts,^[1,2] in particular under standard Pd-catalyzed heterogeneous conditions.^[19] Nevertheless, the conjugate reduction of *gem*-difluorocyclopropenyl ketones into diastereomeric mixtures of *cis*- and *trans*-*gem*-difluorocyclopropyl ketones was previously accomplished by hydride transfer from a Hantzsch ester in the presence of an acid catalyst.^[20] Enantioselective transfer hydrogenation of C=O and C=N bonds, catalyzed by ruthenium complexes possessing a chiral *N*-sulfonyl-1,2-diphenylethylenediamine ligand (or related rhodium and iridium complexes), is a powerful method to access optically enriched alcohols and amines, respectively.^[21] However, examples of enantioselective transfer hydrogenation of β,β -disubstituted electron-deficient olefins with those latter catalysts are scarce and so far limited to alkylidene-malononitriles or nitroalkenes.^[22] We hypothesized that the high ring-strain of difluorocyclopropenylcarbonyl compounds could provide the driving force to achieve the catalytic transfer hydrogenation of the C=C bond under mild conditions without jeopardizing the three-membered ring.^[24] To test this hypothesis, *gem*-difluorocyclopropenyl esters **A** were selected as substrates to avoid potential competitive reduction of the carbonyl group and hence circumvent chemoselectivity issues.

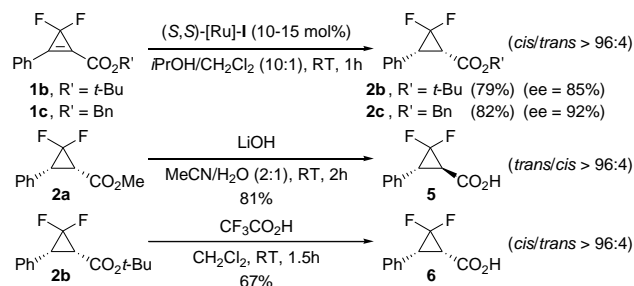
In our initial studies, *gem*-difluorocyclopropenyl methyl ester **1a**, prepared by slow addition (*via* syringe pump) of trimethylsilyl fluorosulfonyldifluoroacetate (TFDA) to methyl phenylpropiolate (cat. NaF, diglyme, 120 °C, 4.5h, 94% yield), was selected as the test substrate.^[23] Cyclopropenyl ester **1a** underwent an efficient hydrogen transfer upon treatment with catalyst (*S,S*)-[Ru]-I^[21a-c] (10 mol%) in *i*PrOH/CH₂Cl₂ (10:1) (RT, 1h), which afforded the 3,3-difluorocyclopropyl ester **2a** as a single *cis* detectable diastereomer (*cis/trans* > 96:4, by analysis of the crude product by ¹H and ¹⁹F NMR spectroscopy) in 85% yield (4.3 mmol scale experiment).^[25] The enantiomer, *ent*-**2a** (83%), was obtained similarly from **1a** using (*R,R*)-[Ru]-I as the catalyst and an enantiomeric excess of 94% was determined for **2a** by supercritical fluid chromatography (SFC) on a chiral stationary phase.^[25] Reduction of **2a** with DIBAL-H and condensation of the resulting primary alcohol **3a** with *p*-bromobenzoyl chloride afforded the crystalline *p*-bromobenzoate **4** (61%, two steps from **2a**), the absolute configuration of which was assigned by X-ray diffraction analysis (Scheme 2).



Scheme 2. Asymmetric transfer hydrogenation of **1a**. DIBAL-H = Diisobutylaluminum hydride, DMAP = 4-(Dimethylamino)pyridine.

Worthy of note was the slightly higher enantiomeric purity determined for *ent*-**2a** (ee = 98%) compared to that of **2a** (ee = 94%). Although in this case, the difference lies within an acceptable error range,^[26] a phenomenon of self-disproportionation of enantiomers, already reported for scalemic fluorine-containing compounds, could be suspected.^[27] Transfer hydrogenation of **1a** was repeated several times at different scales and optical purities of 94–96% were consistently determined for difluorocyclopropane **2a**.

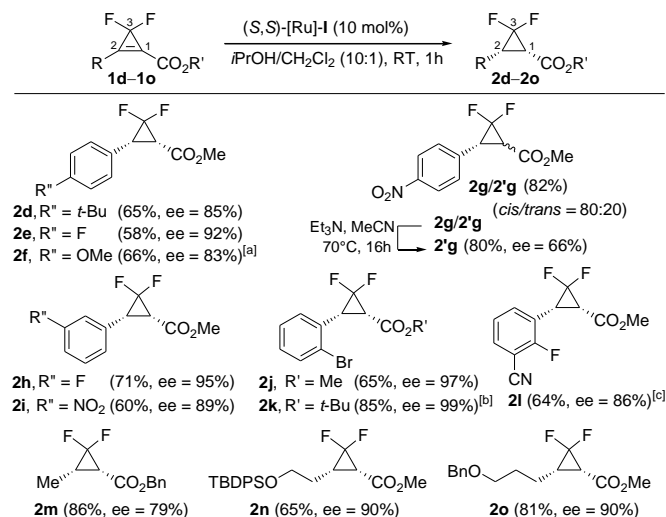
The substrate scope of this asymmetric transfer hydrogenation was examined and variation of the ester substituent was first studied. Transfer hydrogenation of *tert*-butyl ester **1b** and benzyl ester **1c** afforded *gem*-difluorocyclopropanes **2b** (79%, ee = 85%) and **2c** (82%, ee = 92%), respectively. The interest of having esters cleavable under different conditions was highlighted by the fact that saponification of methyl ester **2a** with LiOH occurred with concomitant epimerization and led to the *trans-gem*-difluorocyclopropanecarboxylic acid **5** (81%).^[17] The vicinal fluorine atoms presumably increase the acidity of the proton at the α position of the carbonyl group thereby resulting in an easy epimerization under alkaline conditions (LiOH), although no competitive β -elimination of fluorine took place.^[28] As a complementary method, *tert*-butyl ester **2b** was cleaved under acidic conditions (CF₃CO₂H, CH₂Cl₂, RT) to provide the *cis-gem*-difluorocyclopropanecarboxylic acid **6** (67%) (Scheme 3).



Scheme 3. Influence of the ester substituent.

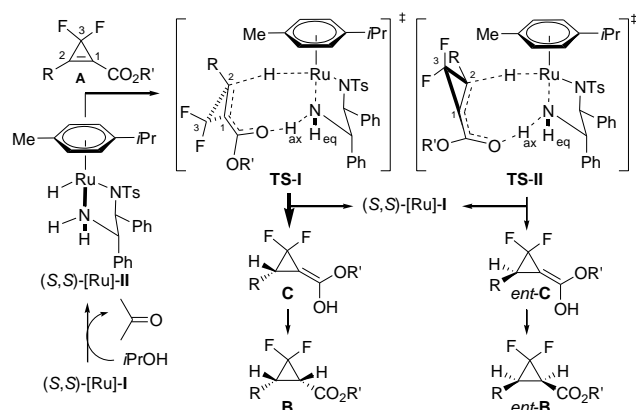
The substituent on the cyclopropene (at C2) was next varied. The presence of a substituent at the *para* position on the aromatic ring in substrates **1d–1g** resulted in a slight drop of enantioselectivity compared to **1a**, regardless of the steric or electronic properties of the substituent, as indicated by the formation of difluorocyclopropyl esters **2d** (ee = 85%), **2e** (ee = 92%) and **2f** (ee = 83%) possessing a *tert*-butyl, a fluorine atom and a methoxy group, respectively. For substrate **1f**, a higher catalyst loading (15 mol%) was required to reach full conversion presumably because the mesomeric donor *p*-methoxyphenyl group attenuates the electrophilicity of C2 and resulted in a slower reaction compared to **1a**. Whereas **2a–2f** were formed with high *cis* diastereoselectivity, transfer hydrogenation of **1g** possessing an electron-withdrawing *p*-nitrophenyl group at C2 led to a diastereomeric mixture of *cis*- and *trans*-difluoro-cyclopropanes **2g** and **2'g** (*cis/trans* = 80:20) both possessing the same optical purity.^[26] Epimerization of the mixture of **2g/2'g** was purposely achieved by heating in the presence of Et₃N (MeCN, 70 °C, 1h) to produce selectively the more stable *trans* diastereomer **2'g** (80%, ee = 66%) under thermodynamic control. Introduction of a fluorine atom or a nitro group at the *meta* position of the aromatic ring in substrates **1h** and **1i** had little impact on the enantioselectivity compared to **1a**, as illustrated with the isolation of difluorocyclopropanes **2h** (71%, ee = 95%) and **2i** (60%, ee = 89%), respectively. The highest enantioselectivities were observed for substrates **1j** and **1k** possessing a bromine atom at the *ortho* position which afforded *gem*-difluorocyclopropyl esters **2j** (65%, ee = 97%) and **2k** (85%, ee = 99%). The aromatic ring could also be disubstituted, as shown with substrate **1l** containing a fluorine atom and a cyano group at the *ortho* and *meta* positions, respectively, which led to cyclopropane **2l** (64%, ee = 86%). In this case, the reaction was carried out in *i*PrOH/CH₂Cl₂ (1:1) to ensure complete solubility of

substrate **1i**. Transfer hydrogenation of *gem*-difluorocyclopropenyl esters substituted by alkyl groups at C2 also proceeded well. Reduction of substrate **1m**, possessing a methyl group at C2, afforded *cis*-*gem*-difluorocyclopropane **2m** (86%, ee = 79%) with lower enantioselection compared to the analogous benzyl ester **2c** with a phenyl group at C2 (ee = 92%). However, higher enantioselectivities were observed for substrates **1n** and **1o** possessing a 2-(*tert*-butyldiphenylsilyloxy)ethyl or a 3-benzyloxy-propyl group, as illustrated by the formation of difluoro-cyclopropanes **2n** (65%, ee = 90%) and **2o** (81%, ee = 90%), respectively (Scheme 4).^[26,29]



Scheme 4. Scope of the asymmetric transfer hydrogenation. TBDPS = Si-*t*-BuPh₂. ^[a] (S,S)-[Ru]-I (15 mol%). ^[b] *i*PrOH/CH₂Cl₂ (8:1). ^[c] *i*PrOH/CH₂Cl₂ (1:1).

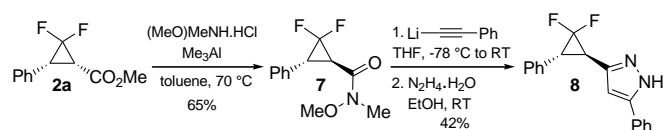
Although a detailed analysis of the enantioselectivities observed in the transfer hydrogenation of cyclopropenyl esters **A** deserves further studies, previous mechanistic investigations on the rhodium-catalyzed transfer hydrogenation of enones point toward a 1,4-addition mechanism rather than a concerted hydrogenation of the olefin, or migratory insertion of the latter into a Rh-H bond.^[22d] Hence, dehydrogenation of *i*PrOH catalyzed by (S,S)-[Ru]-I would first generate hydride complex (S,S)-[Ru]-II.^[30] Hydride transfer at C2 to Michael acceptors **A**,^[31] with additional activation of the carbonyl by hydrogen bonding with the axial proton of the amino group on the ligand, may preferentially occur through transition state **TS-I** rather than **TS-II** to minimize steric interactions between the *gem*-difluorinated C3 atom and the *p*-cymene ligand. This would regenerate (S,S)-[Ru]-I and give rise to enols **C** and *ent*-**C** that would then tautomerize to *cis*-difluorocyclopropanes **B** (major enantiomer) and *ent*-**B** (with proton transfer at C1 on the less hindered face, opposite to the R group at C2, under kinetic control) (Scheme 5).



Scheme 5. Face selectivity of the transfer hydrogenation of substrates **A**.

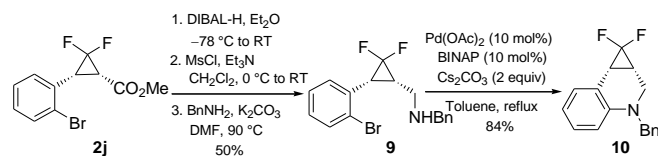
To demonstrate the synthetic utility of *gem*-difluorocyclopropyl esters **B**, post-functionalization reactions were investigated with the particular goal of creating nitrogen heterocycles. Ester **2a** was treated with (MeO)MeNH \cdot HCl in the presence of Me₃Al, (toluene, 70°C) to afford the *trans*-difluorocyclopropyl Weinreb amide **7** (65%). Subsequent addition of

phenylethynyllithium and condensation of the resulting ynone with $N_2H_4 \cdot H_2O$ delivered the (*gem*-difluorocyclopropyl)pyrazole **8**^[32] (42%) (Scheme 6).



Scheme 6. Synthesis of *gem*-difluorocyclopropane **8**.

Construction of a nitrogen heterocycle fused to a difluoro-cyclopropane was also studied. After reduction of ester **2j**, the primary alcohol was converted into the corresponding mesylate which was displaced with benzylamine to afford secondary amine **9** (50%, three steps from **2j**). Compound **9** was involved in an intramolecular Hartwig-Buchwald amination^[33] which provided the *gem*-difluorocyclopropa[*c*]quinoline **10** (84%) (Scheme 7).



Scheme 7. Synthesis of *gem*-difluorocyclopropa[*c*]quinoline **10**.

In conclusion, we have demonstrated that *gem*-difluoro-cyclopropenyl esters can undergo an efficient enantioselective transfer hydrogenation from isopropanol catalyzed by Noyori-Ikariya ruthenium(II) complex. This transformation opens a new access to enantio-enriched *gem*-difluorocyclopropyl esters and to diversely substituted *cis*- or *trans*-*gem*-difluorocyclopropyl building blocks of interest in medicinal chemistry.

Keywords: Transfer hydrogenation • Small ring systems • Difluorocyclopropanes • Difluorocyclopropenes • Enantioselectivity

- [1] a) W. R. Dolbier Jr., *Acc. Chem. Res.* **1981**, *14*, 195–200; b) A. Greenberg, J. F. Liebman, W. R. Dolbier Jr., K. S. Medinger, A. Skancke, *Tetrahedron* **1983**, *39*, 1533–1538; c) F. Tian, S. B. Lewis, M. D. Bartberger, W. R. Dolbier Jr., W. T. Borden, *J. Am. Chem. Soc.* **1998**, *120*, 6187–6188; d) W. R. Dolbier Jr., M. A. Battiste, *Chem. Rev.* **2003**, *103*, 1071–1098; e) M. Fedoryński, *Chem. Rev.* **2003**, *103*, 1099–1132; f) X. Song, C. Xu, M. Wang, *Tetrahedron Lett.* **2017**, *58*, 1806–1813.
- [2] For selected references, see: a) D. Orr, J. M. Percy, T. Tuttle, A. R. Kennedy, Z. A. Harrison, *Chem. Eur. J.* **2014**, *20*, 14305–14316; b) J. Xu; E. A. Ahmed, B. Xiao, Q.-Q. Lu, Y.-L. Wang, C.-G. Yu, Y. Fu, *Angew. Chem.* **2015**, *127*, 8349–8353; *Angew. Chem. Int. Ed.* **2015**, *54*, 8231–8235; c) J. Wenz, C. A. Rettenmeier, H. Wadepohl, L. H. Gade, *Chem. Commun.* **2016**, *52*, 202–205; d) S. Specklin, J. Fenneteau, P. Subramanian, J. Cossy, *Chem. Eur. J.* **2018**, *24*, 332–336; e) E.-A. M. A. Ahmed, A. M. Y. Sulian, T.-J. Gong, Y. Fu, *Org. Lett.* **2019**, *21*, 5645–5649; f) J. Ni, B. Nishonov, A. Pardev, A. Zhang, *J. Org. Chem.* **2019**, *84*, 13646–13654; g) H. Takenaka, Y. Masuhara, K. Narita, T. Nokami, T. Itoh, *Org. Biomol. Chem.* **2018**, *16*, 6106–6114; h) T. Goto, T. Kawasaki-Takasuka, T. Yamazaki, *J. Org. Chem.* **2019**, *84*, 9509–9518; i) Y. Masuhara, T. Tanaka, H. Takenaka, S. Hayase, T. Nokami, T. Itoh, *J. Org. Chem.* **2019**, *84*, 5440–5449.
- [3] T. T. Talele, *J. Med. Chem.* **2016**, *59*, 8712–8756.
- [4] a) K. Müller, C. Faeh, F. Diederich, *Science* **2007**, *317*, 1881–1886; b) S. Purser, P. Moore, S. Swallow, V. Gouverneur, *Chem. Soc. Rev.* **2008**, *108*, 320–330; c) E. P. Gillis, K. J. Eastman, M. D. Hill, D. J. Donnelly, N. A. Meanwell, *J. Med. Chem.* **2015**, *58*, 8315–8359; d) Y. Zhou, J. Wang, Z. Gu, S. Wang, W. Zhu, J. L. Aceña, V. A. Soloshonok, K. Izawa, H. Liu, *Chem. Rev.* **2016**, *116*, 422–518; for reviews on fluorinated cyclopropanes, see: e) E. David, G. Milanole, P. Ivashkin, S. Couve-Bonnaire, P. Jubault, X. Pannecoucke, *Chem. Eur. J.* **2012**, *18*, 14904–14917; f) A. Pons, T. Poisson, X. Pannecoucke, A. B. Charette, P. Jubault, *Synthesis* **2016**, *48*, 4060–4071.
- [5] T. Itoh in *Fluorine in Bioorganic and Medicinal Chemistry*; (Ed.: I. Ojima). Wiley-Blackwell, Chichester, **2009**, pp.313–334;
- [6] D. M. Volochnyuk, O. O. Gryorenko in *Emerging Fluorinated Motifs: Synthesis, Properties, and Applications* (Eds.: D. Cahard, J.-A. Ma), Wiley-VCH, Weinheim, **2020**, pp. 135–194.
- [7] A. Shibuya, A. Sato, T. Taguchi, *Bioorg. Med. Chem. Lett.* **1988**, *8*, 1979–1984.
- [8] W. Staehle, M. Schultz, K. Schiemann, WO 2013/020622 A1, **2013**.
- [9] G. Backfisch, M. Bakker, G. Blaich, W. Braje, K. Drescher, T. Erhard, A. Haupt, C. Hofst, A. Kling, V. Lakics, H. Mack, F. Oellien, R. Peter, F. Pohlki, A. L. Relo, WO2017/050807 A1, **2017**.
- [10] J. R. Pfister, F. Makra, A. V. Muehldorf, H. Wu, J. T. Nelson, P. Cheung, N. A. Bruno, S. M. Casey, N. Zutshi, D. L. Slate, *Bioorg. Med. Chem. Lett.* **1995**, *5*, 2473–2476.
- [11] For the use of FDA, see: W. R. Dolbier Jr., F. Tian, J.-X. Duan, A.-R. Li, S. Ait-Mohand, O. Bautista, S. Buathong, J. M. Baker, J. Crawford, P. Anselme, X. H. Cai, A. Modzelewska, H. Koroniak, M. A. Battiste, Q.-Y. Chen, *J. Fluorine Chem.* **2004**, *125*, 459–469.
- [12] For the use of CF_3SiMe_3 , see: a) F. Wang, T. Luo, J. Hu, Y. Wang, H. S. Krishnan, P. V. Jog, S. K. Ganesh, G. K. S. Prakash, G. A. Olah, *Angew. Chem.* **2011**, *123*, 7291–7295; *Angew. Chem. Int. Ed.* **2011**, *50*, 7153–7157; b) P. Rullière, A. B. Charette, *Org. Lett.* **2016**, *18*, 1988–1991; c) P. S. Nosik, A. O. Gerasov, R. O. Boiko, E. Rusanov, S. V. Ryabukhin, O. O. Gryorenko, D. M. Volovnyuk, *Adv. Synth. Catal.* **2017**,

- 359, 3126–3136; d) P. S. Nosik, S. V. Ryabukhin, O. O. Grygorenko, D. M. Volochnyuk, *Adv. Synth. Catal.* **2018**, *360*, 4104–4114; e) R. M. Bychek, V. V. Levterov, I. V. Sadkova, A. A. Tommachev, P. K. Mykhailiuk, *Chem. Eur. J.* **2018**, *24*, 12291–12297; for the use of Me₃SiCF₂X (X = Cl, Br), see: f) *Chem. Commun.* **2011**, *47*, 2411–2413; g) L. Li, F. Wang, C. Ni, J. Hu, *Angew. Chem.* **2013**, *125*, 12616–12620; *Angew. Chem. Int. Ed.* **2013**, *52*, 12390–12394.
- [13] a) Y. Kobayashi, T. Taguchi, T. Morikawa, T. Takase, H. Takanashi, *J. Org. Chem.* **1982**, *47*, 3232–3236; b) M. Schlosser, Y. Bessard, *Tetrahedron* **1990**, *46*, 5222–5229; c) I. Nowak, M. J. Robins, *J. Org. Chem.* **2006**, *71*, 8876–8883; d) Z. Wang, R. B. Silverman, *Bioorg. Med. Chem.* **2006**, *14*, 2242–2252; e) S. Frei, A. Istrate, C. Leumann, *Beilstein J. Org. Chem.* **2018**, *14*, 3088–3097.
- [14] a) T. Taguchi, H. Sasaki, A. Shibuya, T. Morikawa, *Tetrahedron Lett.* **1994**, *35*, 913–916; b) T. Taguchi, A. Shibuya, H. Sasaki, J.-I. Endo, T. Morikawa, M. Shiro, *Tetrahedron: Asymmetry* **1994**, *5*, 1423–1426.
- [15] A. Shibuya, M. Kurishita, C. Ago, T. Taguchi, *Tetrahedron* **1996**, *52*, 271–278.
- [16] a) T. Itoh, N. Ishida, K. Mitsukura, S. Hayase, K. Ohashi, *J. Fluorine Chem.* **2004**, *125*, 775–783; for additional examples, see: b) K. Mitsukura, S. Korekiyo, T. Itoh, *Tetrahedron Lett.* **1999**, *40*, 5739–5742; c) K. Miyazawa, D. S. Yufit, J. A. K. Howard, A. de Meijere, *Eur. J. Org. Chem.* **2000**, 4109–4117; d) T. Itoh, M. Kanbara, S. Nakajima, Y. Sakuta, S. Hayase, M. Kawatsura, T. Kato, K. Miyazawa, H. Uno, *J. Fluorine Chem.* **2009**, *130*, 1157–1163.
- [17] For the biocatalyzed hydration of a difluorocyclopropyl carboxamide, see: M.-X. Wang, G. Q. Feng, Q.-Y. Zheng, *Tetrahedron: Asymmetry* **2004**, *15*, 347–354
- [18] K. Sekine, A. Ushiyama, Y. Endo, K. Mikami, *J. Org. Chem.* **2020**, DOI: 10.1021/acs.joc.0c00622.
- [19] Y. Bessard, M. Schlosser, *Tetrahedron* **1991**, *47*, 1231–1238.
- [20] Z. Zheng, W. R. Dolbier, Jr., *J. Fluorine Chem.* **2013**, *149*, 119–124.
- [21] a) S. Hashiguchi, A. Fujii, J. Takehara, T. Ikariya, R. Noyori, *J. Am. Chem. Soc.* **1995**, *117*, 7562–7563; b) A. Fujii, S. Hashiguchi, N. Uematsu, T. Ikariya, R. Noyori, *J. Am. Chem. Soc.* **1996**, *118*, 2521–2522; c) N. Uematsu, A. Fujii, S. Hashiguchi, T. Ikariya, R. Noyori, *J. Am. Chem. Soc.* **1996**, *118*, 4916–4917; d) R. Noyori, S. Hashiguchi, *Acc. Chem. Res.* **1997**, *30*, 97–102; for selected reviews, see: e) D. Wang, D. Astruc, *Chem. Rev.* **2015**, *115*, 6621–6686; f) M. J. Palmer, M. Wills, *Tetrahedron: Asymmetry* **1999**, *10*, 2045–2061.
- [22] a) Y.-C. Chen, D. Xue, J.-G. Deng, X. Cui, J. Zhu, Y.-Z. Jiang, *Tetrahedron Lett.* **2004**, *45*, 1555–1558; b) D. Xue, Y.-C. Chen, X. Cui, Q.-W. Wang, J. Zhu, J.-G. Deng, *J. Org. Chem.* **2005**, *70*, 3584–3591; c) Y. Tang, J. Xiang, L. Cun, Y. Wang, J. Zhu, J. Liao, J. Deng, *Tetrahedron: Asymmetry* **2010**, *21*, 1900–1905; d) X. Li, L. Li, Y. Tang, L. Zhong, L. Cun, J. Zhu, J. Liao, J. Deng, *J. Org. Chem.* **2010**, *75*, 2981–2988; e) L. Tang, Z. Lin, Q. Wang, X. Wang, L. Cun, W. Yuan, J. Zhu, J. Deng, *Tetrahedron Lett.* **2012**, *53*, 3828–3830.
- [23] For the asymmetric preparation of substituted cyclopropanes from achiral three-membered carbocycles, see: a) L. Dian, I. Marek, *Chem. Rev.* **2018**, *118*, 8415–8434; for recent developments in cyclopropene chemistry, see: b) P. Li, X. Zhang, M. Shi; *Chem. Commun.* **2020**, *56*, 5457–5471.
- [24] For the difluorocyclopropanation of ynones with TFDA, see: Z.-L. Cheng, Q.-Y. Chen, *Synlett* **2006**, 478–480.
- [25] The loading of (S,S)-[Ru]-I could be reduced (5 mol%) although a longer reaction time (3h) was required. Further attempts at reducing the catalyst loading led to incomplete conversions and a tedious separation of unreacted **1a** from **2a** by flash chromatography.
- [26] See Supporting Information for details.
- [27] a) A. E. Sorochinsky, J. L. Aceña, V. A. Soloshonok, *Synthesis* **2013**, *45*, 141–152; b) J. Han, O. Kitagawa, A. Wzorek, K. D. Klika, V. A. Soloshonok, *Chem. Sci.* **2018**, *9*, 1718–1739.
- [28] A. Shibuya, S. Pietz, T. Taguchi, *Tetrahedron Lett.* **1997**, *38*, 5537–5540.
- [29] In all cases where optical purities were determined using chiral SFC, reactions were achieved with catalyst (R,R)-[Ru]-I. Comparable optical purities were recorded in most cases ($\Delta|ee| \leq 5\%$), except for *ent-2f* (75%, ee = 94%) and *ent-2m* (78%, ee = 69%), see Supporting Information.
- [30] M. Yamakawa, H. Ito, R. Noyori, *J. Am. Chem. Soc.* **2000**, *122*, 1466–1478.
- [31] 3,3-Difluoro-1,2-diphenylcyclopropene does not undergo transfer hydrogenation under the same conditions.
- [32] P. S. Nosik, S. V. Ryabukhin, M. O. Pashko, G. P. Grabchuk, O. O. Grygorenko, D. M. Volochnyuk, *J. Fluorine Chem.* **2019**, *217*, 80–89.
- [33] a) S. Shekhar, P. Ryberg, J. F. Hartwig, J. S. Mathew, D. G. Blackmond, E. R. Strieter and S. L. Buchwald, *J. Am. Chem. Soc.* **2006**, *128*, 3584–3591; b) C. J. Thomson, Q. Zhang, N. Al-Maharik, M. Bühl, D. B. Cordes, A. M. Z. Slawin, D. O'Hagan, *Chem. Commun.* **2018**, *54*, 8415–8418.