



HAL
open science

Exposure to cumulative stressors affects the laying phenology and incubation behaviour of an Arctic-breeding marine bird

Reyd Smith, Saya Albonaimi, Holly Hennin, H. Grant Gilchrist, Jérôme Fort, Kyle J.L. Parkinson, Jennifer Provencher, Oliver Love

► To cite this version:

Reyd Smith, Saya Albonaimi, Holly Hennin, H. Grant Gilchrist, Jérôme Fort, et al.. Exposure to cumulative stressors affects the laying phenology and incubation behaviour of an Arctic-breeding marine bird. *Science of the Total Environment*, 2022, 807 (Part 2), pp.150882. 10.1016/j.scitotenv.2021.150882 . hal-03439303

HAL Id: hal-03439303

<https://hal.science/hal-03439303>

Submitted on 28 Nov 2022

HAL is a multi-disciplinary open access archive for the deposit and dissemination of scientific research documents, whether they are published or not. The documents may come from teaching and research institutions in France or abroad, or from public or private research centers.

L'archive ouverte pluridisciplinaire **HAL**, est destinée au dépôt et à la diffusion de documents scientifiques de niveau recherche, publiés ou non, émanant des établissements d'enseignement et de recherche français ou étrangers, des laboratoires publics ou privés.

1 **Exposure to cumulative stressors affects laying phenology and incubation behaviour of an**
2 **Arctic-breeding marine bird**

3
4 Smith R, Albonaimi SS, Hennin HL, Gilchrist GH; Fort J, Parkinson KJL, Provencher JF, Love
5 OP

6
7

8 **Abstract**

9 Wildlife are exposed to multiple stressors across life history stages, the effects of which can be
10 amplified as human activity surges globally. In Arctic regions, increasing air and ocean
11 temperatures, more severe weather systems, and exposure to environmental contaminants all
12 represent stressors occurring simultaneously. While Arctic vertebrates, including marine birds,
13 are expected to be at risk of adverse effects from these individual stressors, few studies have
14 researched their combined impacts on breeding behaviour and reproductive success. We
15 examined the interactive effects of environmental conditions and mercury (Hg) contamination on
16 laying phenology and incubation behaviour in female common eiders (*Somateria mollissima*,
17 Mitiq) nesting at Canada's largest Arctic breeding colony. Exposure to higher pre-breeding air
18 temperatures were linked to females with higher egg Hg levels laying earlier than those with
19 lower Hg levels. Furthermore, examination of a total of 190 days of incubation behaviour from
20 61 eiders across two years revealed a negative relationship between wind speed and the
21 frequency of incubation interruptions. Importantly, exposure to higher air temperatures combined
22 with lower Hg levels was significantly correlated with increased incubation interruptions.
23 Although previous research has shown that warmer spring temperatures could afford lower
24 quality females more time to improve body condition to successfully lay, our results suggest
25 these females may face stronger cumulative fitness costs during incubation in warmer years,

26 potentially in combination with the effects of Hg on physiological stress and hormone secretion.
27 This study highlights how multiple stressors exposure, driven by human-induced environmental
28 changes, can have a complex influence on reproduction.

29

30 **Keywords:** multiple stressors; mercury; climate change; common eider; physiology

31 **1. Introduction**

32 Climate change is shifting environmental conditions in Arctic regions through expansive
33 reductions in sea ice cover, increased frequency, severity, and unpredictability of extreme
34 climatic events, and elevated air temperatures three times the global average (Zhang 2005;
35 Hoegh-Guldberg and Bruno 2010; Timmermans et al. 2011; AMAP 2021). These climatic
36 alterations have the potential to affect Arctic species, with effects ranging from changes in
37 primary productivity abundance and phenology, to alterations in prey availability for top marine
38 and terrestrial predators in a complex, connected system (Frederiksen et al. 2006; Renaut et al.
39 2018; Pratte et al. 2019; Lewis et al. 2020). Marine birds in particular are known to be highly
40 sensitive to environmental change and elevated thermal environments (Piatt et al. 2007; Le
41 Bohec et al. 2013; Choy et al. 2021). Environmental shifts can alter avian migratory and
42 reproductive phenology, especially in the Arctic which offers a short favorable window for those
43 breeding, notably via spatio-temporal constraints in prey availability at extreme latitudes (Martin
44 and Wiebe 2004). Higher air temperatures have been shown to directly impact reproduction by
45 advancing lay dates, accelerating embryonic growth, and decreasing incubation attentiveness in
46 birds (Camfield and Martin 2009; Visser et al. 2009; Durant et al. 2010; Nord and Nilsson 2011).
47 Lowered incubation attentiveness can not only extend the incubation period and potentially
48 impact successful hatching and fledging through heightened predation risk (Conway and Martin

49 2007; Smith et al. 2012; Higgott et al. 2020), but it can also leave the female in worse body
50 condition relative to females with lower incubation effort through increased time spent
51 maintaining optimal clutch temperature (Bottitta et al. 2003; D’Alba et al. 2009; Høyvik Hilde et
52 al. 2016). In relation to thermal conditions, higher wind speeds can result in increased incubation
53 effort and higher body mass loss (Kilpi and Lindstrom 1997; Høyvik Hilde et al. 2016). In
54 contrast, low wind speeds when combined with high temperatures can instead exacerbate
55 incubation effort due to birds exceeding their thermal neutral zones (Fast et al. 2007), with
56 downstream negative effects on embryonic development time, egg and duckling predation risk,
57 therefore risking costs to the female’s fitness (Hanssen et al. 2005; Martin et al. 2015).

58 While the impacts of climate change on Arctic species are well appreciated (Møller et al.
59 2010; Wassmann et al. 2010; Descamps et al. 2017), these ecosystems now face many additional
60 and simultaneous environmental stressors. Many contaminants exist in the Arctic in relatively
61 high concentrations from long-range transport towards the poles by air and ocean currents, as
62 well as via the melting of permafrost and glaciers that release contaminants stored from decades
63 of elevated contaminant output (Macdonald et al. 2000; Kirk et al. 2012; Schuster et al. 2018,
64 Hawkings et al. 2021). Mercury (Hg) has been noted as a research priority in Arctic marine
65 systems because of its higher rates of contamination relative to terrestrial systems and its toxic
66 effects across multiple vertebrate taxa (Provencher et al. 2014; Adlard et al. 2018; Gundersen et
67 al. 2020). In marine birds, Hg contamination even at low levels can have system wide, adverse
68 effects on neurology, physiology, behaviour, and reproduction (Albers et al. 2007; Ackerman et
69 al. 2016a; Whitney and Cristol 2017; Pollet et al. 2017). Sub-lethal Hg has been correlated with a
70 decrease in the likelihood to breed in marine birds, mechanistically linked with reductions in key
71 reproductive hormones (e.g., luteinizing hormone, estrogens), as well as the growth of gonadal

72 tissues (Tartu et al. 2013; 2014). The effects of Hg exposure can also affect later stages of
73 breeding through reductions in incubation consistency, measured as the frequency of incubation
74 interruptions (Bustnes et al. 2001). These effects are likely mediated by the endocrine-disrupting
75 effect of Hg on prolactin (PRL), a hormone key in forming and maintaining parental attachment
76 to the nest (El Halawani et al. 1984; Tartu et al. 2015; 2016; Angelier et al. 2016). Overall,
77 exposure to multiple environmental stressors can have downstream effects on reproductive
78 success and survival (Bustnes et al. 2001; Visser et al. 2009; Durant et al. 2010; Nord and
79 Nilsson 2011; Hallinger et al. 2011). As such, accounting for multiple stressors in an interactive
80 effects framework is now considered vital for determining how individually-mediated processes
81 will impact population and ecosystem processes (Vinebrooke et al. 2004; Schindler and Smol
82 2006). However, while the combined effects of these stressors are expected to be a ‘worst-case
83 scenario’ for Arctic species (Jenssen 2006; Borgå 2019), few studies outside of temperate
84 systems have been able to examine the cumulative effects of multiple stressors on key
85 mechanisms driving reproductive performance and fitness (Crain et al. 2008; Andersen et al.
86 2017; Bårdsen et al. 2018, Amélineau et al. 2019).

87 We examined the interactive effects of environmental conditions and maternal Hg levels
88 (using first-laid eggs as a proxy) in relation to lay date phenology and incubation behaviour in a
89 long-lived Arctic-breeding marine bird, common eider (*Somateria mollissima*, Mitiq, hereafter
90 eiders). Eiders use a capital-income based reproductive strategy by utilizing a combination of
91 stored fat from the wintering grounds and incoming resources from intensive pre-breeding
92 foraging during migration and at the breeding site to support reproduction (Sénéchal et al. 2011).
93 Females that can obtain the needed endogenous stores more quickly are able to lay earlier, invest
94 in larger clutch sizes, and increase offspring recruitment (Love et al. 2010; Descamps et al. 2011;

95 Hennin et al. 2018). In our first objective, we independently and interactively examined whether
96 lay date was related to individual air temperature, wind speed exposure as well as egg Hg levels
97 (a direct proxy for female Hg burden at the time of laying; Evers et al. 2003; Brasso et al. 2010;
98 Ackerman et al. 2016b). We predicted that lay date would vary between sampling years
99 potentially due to annual environmental and phenological differences in prey availability. We
100 also predicted that individuals with higher egg Hg levels, exposure to higher air temperatures and
101 higher wind speeds would result in later lay dates).

102 After the pre-breeding foraging period when appropriate body condition has been met for
103 breeding, female eiders undergo a uniparental 24-26 day incubation fast in which they mobilize
104 their endogenous fat and protein reserves (Hanssen et al. 2002; Bottitta et al. 2003; Sénéchal et
105 al. 2011). During their incubation fast and as incubation advances from early to late stages,
106 eiders release and circulate contaminants accumulated within their tissues that may influence
107 incubation behaviour (Wayland et al. 2005; Bustnes et al. 2010; McPartland et al. 2020). The
108 effects of Hg could be further amplified by extreme air temperature and wind speed exposure
109 during the incubation period by affecting metabolic rates of the incubating female (e.g., Fast et
110 al. 2007) and influencing rates of body mass loss and immune system functioning (Bourgeon and
111 Raclot 2006; 2007). As such, in our second objective, we researched the influence of air
112 temperature, wind speeds and egg Hg levels on variation in incubation interruptions. We
113 predicted that higher egg Hg levels, high air temperature and lower wind speeds would result in
114 higher incubation disruptions. Overall, by examining the impact of multiple environmental
115 stressors on incubation phenology and behaviour, we aimed to identify whether multiple
116 stressors influence eider incubation and the potential contributors influencing incubation success
117 in a rapidly changing ecosystem.

118

119 **2. Methods**

120 *2.1 Study site and data collection*

121 We examined female common eiders nesting at the East Bay Island colony (Mitivik Island,
122 Nunavut, Canada; 64°02'N, 81°47'W), located within in the Qaqsauqtuuq (East Bay) Migratory
123 Bird Sanctuary. The study period ranged from late June to mid-July in 2016 (n=13), 2017
124 (n=12), 2018 (n=46) and 2019 (n=38, total N=109), commencing when females throughout the
125 colony began incubation. We located active nests using spotting scopes from six observation
126 blinds distributed across the colony from 2016-2019, with additional nests located
127 opportunistically in 2018-2019. To quantify nest environmental conditions and incubation
128 behaviour, in 2018 and 2019 between 1 and 13 days after a female laid her first egg, we deployed
129 temperature-recording pendants (HOBO Pendant® MX2201 and 64K) ~ 0.5 meters away from
130 each incubating hen at nest level to quantify ambient air temperature every minute. We also
131 placed a Kestrel 5500 weather meter approximately three meters off the ground in five dispersed
132 locations across the colony to collect data on average wind speed each hour. Behaviour
133 monitoring equipment was placed at each nest, consisting of a nest temperature probe (Tinytag®
134 Plus 2) and a trail camera (Browning 2018 Strike Force Pro). We placed temperature probes at
135 the bottom of the nest in the middle of the clutch of eggs to record nest temperature every minute
136 for the duration of that individual nest's incubation period, providing a proxy of incubation
137 interruptions given that while hens are sitting on eggs, the nest temperature is higher than
138 external air temperature. We placed motion-activated trail cameras ~1 meter away from the nest
139 cup to corroborate incubation interruption data from the temperature probes and, when possible,
140 determine the cause of nest failure (predation, abandonment). All behaviour and environmental

141 monitoring equipment were left in place to collect data for the duration of incubation (roughly 3
142 weeks), after which all the equipment was retrieved. From the original 84 nests with monitoring
143 equipment deployed (in 2018-2019), 61 nests (73%, n=31; 2018, n=30; 2019) had useable data
144 for analysis, while the remaining 23 nests were unusable due to nest predation by polar bears
145 (*Ursus maritimus*) and/or gulls (*Larus* species), hen nest abandonment, or removal of the nest
146 temperature probe by the incubating female (0-3 days post deployment; see *Statistical Analysis*).

147 **2.2 Egg mercury analysis**

148 In 2016-2017, whole clutches of eggs were collected from nests, with only the first-laid egg
149 being used for this study. However, in 2018-2019 when incubation behaviour was measured, we
150 collected only the female's first-laid egg for Hg analysis (as determined by the observable larger
151 size and darker colouration; Erikstad et al. 1998). Collection was done during the deployment of
152 the incubation monitoring equipment, during which the removed egg was replaced with a
153 common eider egg from a nearby nest to maintain clutch size consistency and incubation
154 energetics for our behaviour analysis in these years. For each year of collection, every collected
155 egg was measured and candled to obtain approximate egg age, and therefore estimate lay date
156 and incubation initiation for each nest (Reiter and Andersen 2008; Garbus et al. 2018). Eggs
157 were frozen at -20°C within 24 hours of collection until further analysis.

158 We individually thawed first-laid common eider eggs collected from 2016-2019 (see
159 Study site and data collection) and removed the shells for sub-sampling. We collected a total of
160 1.5mL of both albumen and yolk samples, placed these into individual cryovials, and then re-
161 froze samples at -20°C. Cryovials for sample storage were acid-washed for two days using 65%
162 nitric acid (CAS# 7697-37-2) diluted to 20% concentration with Ultrapure water, then rinsed
163 three times with Ultrapure water. We rinsed all materials used to dissect eggs with Ultrapure

164 water, followed by acid-washing for 10 minutes to minimize cross-contamination, then another
165 rinse with Ultrapure water before dissection. We then freeze-dried samples for approximately 72
166 hours, after which they were ground into a fine, homogenized powder using a metal spatula
167 cleaned with acetone.

168 Analysis of egg Hg levels were conducted at the Littoral Environment et Sociétés
169 institute (LIENSs, La Rochelle, France) using the yolk and albumen from each first-laid eider
170 egg collected across all four sampling years (n = 121). Total Hg (THg) levels were determined in
171 this study as it has been shown in avian eggs to primarily consist of MeHg (methylmercury), the
172 most highly toxic and biologically mobile form of Hg (Ackerman et al. 2013). Freeze-dried yolk
173 and albumen samples were analyzed using an Advanced Hg Analyzer spectrophotometer (Altec
174 AMA 254) set at a detection limit of 0.10 ng dry weight (dw). The quality control program
175 included running blanks prior to the analysis, as well as analyzing reference materials from
176 lobster hepatopancreas (TORT-3) from the National Research Council (NRC), Canada (reference
177 values were 0.292 ± 0.022 $\mu\text{g/g dw}$ SD, mean measured \pm SD = 0.285 $\mu\text{g/g dw}$, recovery =
178 1.69%) every 15 samples. Whole egg THg levels were calculated for each egg from the yolk and
179 albumen values using a known eider yolk:albumen ratio of 1:1 (yolk*0.5+albumen*0.5;
180 Swennen and Van der Meer 1995). All THg levels are reported in $\mu\text{g/g dw}$.

181

182 ***2.3 Statistical analyses***

183 ***2.3.1 Variation in lay date phenology***

184 Eiders form their eggs during a period of rapid follicle growth (RFG; the initiation of yolk
185 formation which occurs seven days before laying of the first egg in eiders; Hennin et al. 2015).
186 Therefore, the initiation of the RFG was calculated using each hen's lay date (lay date – 7 days).

187 We used data on average air temperature and wind speed over the seven days prior to the RFG
188 initiation period for each female collected by the weather station at Coral Harbour (64°11'N,
189 83°21'W; 68 km from East Bay) using Environment and Climate Change Canada (ECCC)'s
190 online database (https://climate.weather.gc.ca/index_e.html). These local temperature and wind
191 values were then used in the model to represent the pre-breeding environmental conditions.

192 We used data from 2016-2019 inclusive to examine how air temperature, wind speed and
193 THg levels combined to influence individual lay date. Specifically, we ran a Generalized Linear
194 Model (GLM) using R version 3.6.2 (R Development Core Team) with ordinal lay date as the
195 dependent variable. Local air temperature and wind speed during the RFG period as well first
196 laid egg THg levels were included as independent variables individually and in all possible 2-
197 way interactions, as well as a 3-way interaction. Sampling year was also included as an
198 independent continuous variable, since having it as a categorical variable caused model
199 overfitting. All variables in the interactions were standardized and centered for comparison and
200 to reduce the misrepresentation of effects and improve interpretability of coefficients (Schielzeth
201 2010). Year was also included as a fixed variable but excluded from interactions. All
202 assumptions for a GLM were met by visually inspecting histograms to confirm a normal
203 distribution of the data, quantile-quantile plots, and residual plots from model outputs, as well as
204 confirming no multicollinearity between all variables, most notably wind speed and air
205 temperature ($r = -0.09$, variance inflation factor (VIF) = 1.05).

206

207 ***2.3.2 Variation in incubation behaviour (nesting disturbances)***

208 We examined incubation behaviour in 2018-2019 by quantifying the number of incubation
209 interruptions as determined by an abrupt shift in nest temperature, preceded and followed by a

210 period of stationary nest temperature. Two separate viewers initially corroborated the nest
211 temperature data using video footage from the trail cameras to independently train the viewers on
212 how to accurately interpret female nest movements using the nest temperature data. This was
213 followed by determination of incubation interruptions using nest temperature data without
214 consulting the video footage to make up the final, complete dataset. Recesses away from the nest
215 were counted as one incubation interruption and validated with associated trail camera footage
216 when available. Incubation interruptions were determined over two consecutive 24-hour periods
217 in each third of incubation during early (days 4-7; n=49), middle (days 12-15; n=36), and late
218 stages (days 18-24; n=10, see Supplemental Materials) whenever available before incubation
219 termination for each of the 61 nests (Bourgeon et al. 2006). These specific ranges in incubation
220 day were chosen to obtain the highest sample size for each incubation stage while maintaining a
221 spread of at least five days between stages for each hen. To account for differences in behaviour
222 across the day, each 24-hour period was separated into four, 6-hour sections ((0:00-5:59; Section
223 1, 6:00-11:59; Section 2, 12:00-17:59; Section 3, 18:00-23:59; Section 4; see Supplemental
224 Materials) and the number of incubation interruptions was determined for each female within
225 each of these time periods for subsequent analysis.

226 We examined how individual female-specific environmental exposure to wind speeds
227 individually, as well as air temperature individually and in combination with THg levels, related
228 to her incubation interruptions. We ran a Generalized Linear Mixed Model (GLMM) examining
229 whether exposure to multiple stressors influenced incubation interruptions using the square-root
230 transformed number of incubation interruptions in each section of the day as the dependent
231 variable. We included average air temperature and wind speed for each of the four sections of the
232 day and individual whole egg THg levels as independent variables. Additionally, we included the

233 interaction between air temperature and THg levels, which were centered and standardized
234 (Schielzeth 2010). Interactions involving wind speed were excluded from the final model since
235 they were not significant and prevented model convergence. Section of the day (1-4), incubation
236 stage (early, mid, late), and individual ID (0-61) were included as categorical random variables.
237 Year was removed from this analysis because it explained close to 0% of the variance in the
238 dependent variable. Further examinations into whether individual incubation interruptions varied
239 in response to the stage of incubation and section of the day as defined above revealed no
240 significant correlations, however, they remained important covariates in our model.

241 We then calculated the effect sizes of the statistically significant individual variables and
242 compared these calculated values to established standards of low (0.2), medium (0.6), and large
243 (0.8; see Cohen 1998). The effect sizes of statistically significant interactions were calculated
244 and compared to established values of low (0.4), medium (1.0), and large effects (1.6; Bodner
245 2017) to further disentangle their impacts on incubation interruptions. All assumptions were met
246 for the GLMMI by visually inspecting histograms to confirm normal distribution of the data,
247 quantile-quantile plots, and residual plots from model outputs, determining no overdispersion, as
248 well as determining a lack of multicollinearity between temperature and wind variables ($r = -$
249 0.07 , $VIF = 1.01$). Further, as the correlation coefficient for each interaction does not inform us
250 of the positive or negative direction for all variables within the interaction, significant interactive
251 model outputs were separately graphed using the R package Interactions v.1.1.3 (Long 2020).

252

253 **3. Results**

254 ***3.1 Relationship between multiple environmental stressor exposure and lay date***

255 First-laid eggs from 2016-2019 had an average THg level of 0.07 ± 0.03 $\mu\text{g/g}$ dry weight (dw) in
256 yolk (range 0.022-0.191 $\mu\text{g/g}$ dw), and 2.17 ± 0.87 $\mu\text{g/g}$ dw in albumen (range 0.60-5.36 $\mu\text{g/g}$
257 dw) for all years combined (Table 1). Calculation of egg homogenate from the yolk and albumen
258 results gave an average of 1.12 ± 0.44 $\mu\text{g/g}$ dw (range 0.31-2.72 $\mu\text{g/g}$ dw; Table 1).

259 Lay date had a positive correlation with sampling year, with a range of 10 days in
260 average lay date between 2016 and 2019 (Table 2A; Supplemental Materials). Additionally, the
261 parameter associated with the interaction between air temperature and wind speed was
262 significant. As both temperature and wind speeds increased, birds had later lay dates (Table 2A;
263 Figure 1). Furthermore, the interaction between air temperature and THg levels had a significant
264 relationship with lay date (Table 2A; Figure 1). Specifically, higher air temperatures and lower
265 THg levels correlated with the latest lay dates (Figure 1). Effect size for air temperature alone
266 was 1.02, considered a strong effect (Cohen 1998), while the interaction between temperature
267 and THg was calculated to be 1.11, considered to be a medium interactive effect (Bodner 2017).

268

269 ***3.2 Effects of exposure to multiple stressors on incubation interruption***

270 Across all females in 2018 and 2019, incubation interruptions occurred 25 ± 6 times a day (years
271 combined – see Statistical Analysis section of the Methods), with the most attentive eider having
272 13 incubation interruptions in one day and the most restless female having 45 incubation
273 interruptions. During early incubation, interruptions occurred 26 ± 6 times, mid-stage
274 interruptions occurred 24 ± 6 times, and during late-stage incubation interruptions occurred $23 \pm$
275 6 times a day.

276 Results indicated that exposure to higher temperatures and low wind speeds was related
277 to greater incubation disturbances (Table 2). Further, the interaction between higher temperature

278 and lower egg THg levels was marginally significant ($p = 0.05$) and correlated with a greater
279 number of incubation interruptions (Table 2C, Figure 2). The effect size for temperature
280 individually was 0.18, and therefore considered a small effect (Cohen 1998). However, the effect
281 size for the interaction between temperature and THg on incubation interruptions was 0.28,
282 which although still considered a small effect, was larger than temperature alone (Bodner 2017).

283

284 **4. Discussion**

285 The overall aim of this study was to examine the simultaneous effects of multiple stressors on
286 common eider reproductive phenology and incubation interruptions by determining how these
287 factors varied with air temperature, wind speed and THg levels. In the pre-breeding period, local
288 air temperature, wind speed and egg THg levels all influenced lay date. Temperature had the
289 strongest singular effect and generated a significant interaction with both wind speed and THg
290 levels to influence laying date. This suggests that birds with the latest lay dates were associated
291 with exposure to higher air temperatures individually and in an interaction with higher wind
292 speeds, as well as in an interaction with lower egg THg levels. Notably, egg THg levels were
293 above levels seen previously at this site from eggs collected a decade before (2008: $0.50\mu\text{g/g dw}$,
294 range 0.37-0.58; Akearok et al. 2010). Furthermore, nest-level air temperature and wind speed
295 during incubation showed the strongest relationship with incubation behaviour itself, with THg
296 having a marginally significant effect on incubation interruptions in an interaction with air
297 temperature. These patterns suggest that exposure to lower winds, and higher air temperatures
298 individually and when combined with lower THg levels were correlated with greater incubation
299 interruptions. These are some of the first empirical results examining multiple stressor

300 relationships, including interactions between environmental conditions and contaminants, on lay
301 date phenology and behaviour in a wild bird species.

302

303 ***4.1 Influence of multiple environmental stressor exposure on laying phenology***

304 Lay date varied with sampling year and was the earliest in 2019, which is likely related to
305 warmer spring temperatures and more available pre-breeding prey resources. These relationships
306 have been demonstrated in previous research (Love et al. 2010; Jean-Gagnon et al. 2018),
307 indicating that eider ducks may potentially benefit from a warmer year by easing environmental
308 constraints on foraging through a reduction in land-fast sea ice in East Bay. Warmer springs may
309 extend spatiotemporal access to available local prey, allowing lower quality (i.e., lower body
310 condition) females the ability to improve body condition enough to lay (Love et al. 2010; Jean-
311 Gagnon et al. 2018). Additionally, earlier laying females were exposed to both lower air
312 temperatures and higher wind speeds during the RFG period in a significant 2-way interaction.
313 This relationship suggests that the influence of wind speed on the timing of laying is an
314 important factor as temperature effects may be exaggerated further when also taking wind speed
315 into consideration.

316 Importantly, the advanced melting of snow and ice due to warmer spring temperatures
317 may release more THg into the environment that, if coinciding with intensified eider pre-
318 breeding foraging, could lead to increased THg exposure in eiders preparing to breed
319 (Macdonald et al. 2000; Kirk et al. 2012; Schuster et al. 2018, Hawkings et al. 2021).

320 Importantly, this link between egg Hg levels and spring freshet has recently been demonstrated
321 in western Canada in gulls and terns (Hebert 2021). We recognize that in this study system a
322 time lag may exist between when inorganic Hg, released from melting ice, is converted into

323 MeHg and is then accumulated in birds and may reflect in inter-annual variation in eider Hg
324 levels (Foster et al. 2019). However, in this study lay date varied significantly with an interaction
325 between air temperature and THg, where higher air temperatures, together with lower THg
326 levels, were associated with later laying dates (Figure 1). Although counterintuitive that higher
327 THg levels were correlated with earlier laying, this trend may be explained by previous research
328 examining links between THg, corticosterone (CORT, a glucocorticoid stress hormone), body
329 condition, foraging intensity, and arrival date. In previous studies at East Bay Island, earlier
330 arriving female eiders, which also lay earlier (Descamps et al. 2011), were found to have lower
331 CORT levels (Hennin et al. 2015; 2016). Furthermore, research has shown that seabirds with
332 elevated THg levels also had lower CORT and lowered body condition, likely influenced by the
333 endocrine disrupting effects of THg (Fort et al. 2014; Provencher et al. 2016). These findings
334 suggest that higher temperatures may lead to greater foraging opportunities due to earlier sea ice
335 melt, ultimately allowing for more quickly improved body condition and less associated
336 energetic stress. Thus, birds with greater THg levels may be at a disadvantage due to a further
337 reduction in CORT that prevents more rapidly improved body condition through reduced
338 foraging effort. Moreover, eiders at East Bay are known to shift prey selection along with laying
339 phenology, with birds laying later utilizing bivalves as a prey source, compared to amphipods by
340 those eiders laying earlier (Sénéchal et al. 2011). This prey shift apparently occurs as sea ice
341 break-up makes benthic feeding areas increasingly accessible to diving eider ducks (Sénéchal et
342 al. 2011). Since prey choice and primary production conditions are known to influence eider Hg
343 levels, eiders that rely on lower trophic level bivalves rather than higher trophic level amphipods
344 may accumulate less Hg (Mallory et al. 2010b; Clayden et al. 2015; Smith et al. 2021). Thus,
345 later laying eiders would have a reduction in Hg from exogenous sources that contribute to egg

346 development, and subsequently less Hg to influence embryonic development. Despite the
347 patterns detected in this study, there was a large degree of inter-individual variation in lay date.
348 Thus, the mechanisms involved in contributing to inter-individual variation in lay date are an
349 avenue of further investigation regarding how multiple interacting cues/stressors may influence
350 variation in laying phenology (e.g., Love et al. 2010). This is especially true in a continually
351 warming Arctic which is starting to relieve phenological constraints on individuals to gather
352 enough body stores and reach threshold body conditions needed to lay and incubate successfully
353 (Hanssen et al. 2002, Love et al. 2010). However, while increased colony-wide breeding
354 potential may initially seem beneficial, we recognize that this outcome may present
355 complications in successive reproductive stages such as incubation and brood rearing.

356

357 ***4.2 Impact of multiple stressor exposure on incubation interruptions***

358 While warmer spring weather provides benefits via greater breeding opportunities for a larger
359 number of females (see above), our results show that exposure to higher temperatures can also
360 have negative impacts on incubation behaviour, with potential downstream consequences on
361 overall reproductive success. In a warm year, females in lower body condition have a greater
362 probability of initiating breeding in this colony (Love et al. 2010). However, our results show
363 that incubating females facing warmer conditions, and those exposed to lower wind speeds, had
364 more frequent interruptions during earlier stages of incubation, potentially due to lower levels of
365 investment in nest outcome through decreased PRL levels, the release of excess heat from the
366 nest, or greater need for recesses to obtain water (Bourgeon et al. 2006; Tartu et al. 2016;
367 DuRant et al. 2019). Specifically, females that move more on the nest, possibly due to difficulty
368 with body or nest temperature regulation, or increased recesses to obtain water as a result of

369 increased nest level air temperature and lower winds, could be more susceptible to depletion of
370 stored resources during the incubation fast (Hanssen et al. 2002; Bottitta et al. 2003; Sénéchal et
371 al. 2011). Further, greater nest movements may put females at a higher risk of attracting more
372 attention from predators such as gulls, arctic foxes (*Vulpes lagopus*), and polar bears (Smith et al
373 2012; Jagielski et al. 2021). In the case of high wind speeds where movements were shown to
374 decrease, females may remain still to avoid detection from gulls taking advantage of windy
375 conditions (Gilchrist and Gaston 1997; Gilchrist et al. 1998; Allard 2006). Furthermore,
376 preliminary investigations at the East Bay Island colony suggest that the foraging success of
377 polar bears is partially due to on-nest eider movements attracting bears to their nest locations
378 (Geldart 2021). While we were unable to account for the effect of bear presence on eider
379 incubation due to the lack of certainty in comprehensive island-wide video data, our research
380 demonstrates that future studies on the connection between multiple stressors, incubation
381 behaviour and predation risk, represents an important avenue for future investigation,
382 particularly given the increasing predation pressures some seabirds are concurrently facing
383 (Noyes et al. 2009; Smith et al. 2010; Kimberly and Salice 2013; Iverson et al. 2014; Prop et al.
384 2015).

385 The interactive effect of temperature and THg levels on incubation behaviour
386 demonstrated that at higher temperatures, individuals with greater THg levels had less
387 movements than those with lower THg levels. Our prediction was that higher THg levels would
388 result in greater movements due to reductions in PRL that may negatively impact incubation
389 consistency (Tartu et al. 2015, 2016). However, in our study, the combination of THg and heat
390 stressors resulted in less incubation interruptions, potentially due a more complex system than
391 anticipated that includes the reaction of females to acute heat stress, as well as the supressing

392 effect of THg on CORT, which in-turn may interact with PRL levels (Provencher et al. 2016;
393 Tartu et al. 2015; 2016; Choy et al. 2021). Females with lower THg levels may have a
394 heightened acute stress response to heat exposure outside of their thermal limits, releasing CORT
395 that supresses PRL and results in greater incubation interruptions (Tartu et al. 2015; 2016; Choy
396 et al. 2021). While this action is a potential self-preservation method to obtain water and prevent
397 dehydration, the female risks egg overheating and greater predation risk due to female absence
398 and movements attracting predators (Smith et al 2012; Geldart 2021; Ridley et al. 2021).
399 Meanwhile, females with higher THg levels may reduce this stress response, thus resulting in
400 fewer incubation interruptions, but which have the potential to risk greater water loss and
401 dehydration, thus higher mass loss that may be detrimental to female health (Parker and Holm
402 1990; Ridley et al. 2021). However, these mechanistic linkages between THg, CORT and PRL
403 have not been tested in relation to heat stressors and represents a complex system that is of future
404 research interest due to the potential impacts on incubation duration, endogenous resource
405 mobilization rates and dehydration, and predation risk (Olson et al. 2006; Hart et al. 2016;
406 Høyvik Hilde et al. 2016). Additionally, THg and low CORT have been linked with weaker
407 immune systems, higher oxidative stress, and greater lipid metabolism rates, which may
408 cumulatively put female eider endogenous resource stores and overall health at greater risk
409 (Fallacara et al. 2011; Whitney and Cristol 2017; Vagasi et al. 2018). Therefore, the deleterious
410 effects of THg on the female's immune systems and metabolic rates, coupled with the reported
411 positive effect of higher CORT on immune system response and reduced oxidative damage
412 (Vagasi et al. 2018), may also be further complex, yet key factors that influence her incubation
413 behaviour, especially in stressful thermal environments.

414 Overall, the combined effect of offspring THg levels, along with inconsistent incubation
415 temperatures influenced by changes in incubation behaviour, may have long-term negative
416 impacts on female health metrics, offspring recruitment and long-term population persistence. To
417 better corroborate these relationships, future studies should collect blood samples from
418 incubating birds to explore the relationship between circulating THg and CORT levels as well as
419 body mass loss on incubation behaviour. Our project suggests that future research would be able
420 to obtain a more holistic conclusion by incorporating these internal mechanisms, in addition to
421 nest-level air temperatures and wind speeds, all of which have the potential to reduce the benefits
422 of earlier laying and increased breeding propensity associated with warmer springs.

423

424 **5. Conclusion**

425 Arctic seabird colonies are being exposed to increasingly warming conditions and the effects of
426 contaminants (Muir et al. 1999; Macdonald et al. 2000; Dietz et al. 2009; Mallory and Braune
427 2012; Foster et al. 2019). We found that higher air temperatures, in combination with lower THg
428 levels, correlated with laying phenology and decreased incubation interruptions in female
429 common eiders. These results demonstrate that even sub-lethal THg levels (considered low) can
430 have negative downstream consequences on incubation consistency when females are breeding
431 under elevated air temperatures. These effects are expected to subsequently generate impacts on
432 reproductive success and female health. Taken together, these combined results show it is
433 important to examine the full suite of benefits and costs that climate change may generate for
434 marine birds such as eiders at all stages of reproduction. Overall, interactive effects of multiple
435 stressor exposure are an increasingly important research avenue due to the potential implications
436 on reproductive success and, in the long-term, offspring recruitment and colony subsistence.

437

438 **Acknowledgments**

439 Thank you to the East Bay Island and Mainland crews in 2018 and 2019 who assisted in data
440 collection, and Maud Brault-Favrou and the Isotopic Spectrometry Facility at LIENSs (La
441 Rochelle University - CNRS, La Rochelle) for their help with sample analysis. We also thank
442 Environment and Climate Change Canada (ECCC), the Natural Sciences and Engineering
443 Research Council of Canada, Canada Research Chairs Program, the Nunavut Wildlife
444 Management Board, Northern Scientific Training Program, Polar Continental Shelf Project,
445 POLAR Canada, the Canadian Network of Centres of Excellence (ArcticNet), the American
446 Ornithological Society, the Government of Ontario, the University of Windsor and the Arctic
447 Institute of North America for logistical support, research and/or personal funding. This work is
448 also a contribution to the to the ARCTIC-STRESSORS project (ANR-20-CE34-0006-01).
449 Animal care approval for this project was granted through the University of Windsor Committee
450 for Animal Care (AUPP #11-06) and ECCC Animal Care (EC-PN-15-026).

451 **Literature Cited**

- 452 Ackerman, J.T., Herzog, M.P. and Schwarzbach, S.E. 2013. Methylmercury is the predominant
453 form of mercury in bird eggs: a synthesis. *Environmental science & Technology*, 47(4): 2052-
454 2060.
- 455 Ackerman, J.T., Eagles-Smith, C.A., Herzog, M.P., Hartman, C.A., Peterson, S.H., Evers, D.C.,
456 Jackson, A.K., Elliott, J.E., Vander Pol, S.S., and Bryan, C.E. 2016a. Avian mercury exposure
457 and toxicological risk across western North America: a synthesis. *Science of the Total*
458 *Environment*, 568: 749-769.
- 459 Ackerman, J.T., Eagles-Smith, C.A., Herzog, M.P. and Hartman, C.A. 2016b. Maternal transfer
460 of contaminants in birds: mercury and selenium concentrations in parents and their
461 eggs. *Environmental Pollution*, 210: 145-154.
- 462 Adlard, B., Donaldson, S.G., Odland, J.O., Weihe, P., Berner, J., Carlsen, A., Bonefeld-
463 Jorgensen, E.C., Dudarev, A.A., Gibson, J.C., Krümmel, E.M. and Ólafsdóttir, K. 2018.
464 Future directions for monitoring and human health research for the Arctic Monitoring and
465 Assessment Programme. *Global Health Action*, 11(1): 1480084.
- 466 Akearok, J.A., Hebert, C.E., Braune, B.M. and Mallory, M.L. 2010. Inter-and intraclutch
467 variation in egg mercury levels in marine bird species from the Canadian Arctic. *Science of*
468 *the Total Environment*, 408(4): 836-840.
- 469 Albers, P.H., Koterba, M.T., Rossmann, R., Link, W.A., French, J.B., Bennett, R.S. and Bauer,
470 W.C. 2007. Effects of methylmercury on reproduction in American kestrels. *Environmental*
471 *Toxicology and Chemistry: An International Journal*, 26(9): 1856-1866.
- 472 Allard, K.A., 2006. Foraging ecology of an avian predator, the herring gull (Doctoral
473 dissertation, School of Biological Sciences, University of East Anglia).
- 474 AMAP, 2021. Arctic Climate Change Update 2021: Key Trends and Impacts. Summary for
475 Policy-makers. Arctic Monitoring and Assessment Programme (AMAP), Oslo, Norway.
- 476 Amélineau, F., Grémillet, D., Harding, A.M., Walkusz, W., Choquet, R. and Fort, J. 2019. Arctic
477 climate change and pollution impact little auk foraging and fitness across a decade. *Scientific*
478 *Reports*, 9(1): 1-15.
- 479 Andersen, J.H., Berzaghi, F., Christensen, T., Geertz-Hansen, O., Mosbech, A., Stock, A.,
480 Zinglensen, K.B. and Wisz, M.S. 2017. Potential for cumulative effects of human stressors on

481 fish, sea birds and marine mammals in Arctic waters. *Estuarine, Coastal and Shelf*
482 *Science*, 184: 202-206.

483 Angelier, F., Wingfield, J.C., Tartu, S. and Chastel, O. 2016. Does prolactin mediate parental and
484 life-history decisions in response to environmental conditions in birds? A review. *Hormones*
485 *and Behavior*, 77: 18-29.

486 Bårdsen, B.J., Hanssen, S.A. and Bustnes, J.O. 2018. Multiple stressors: modeling the effect of
487 pollution, climate, and predation on viability of a sub-arctic marine bird. *Ecosphere*, 9(7):
488 e02342.

489 Bodner, T.E. 2017. Standardized effect sizes for moderated conditional fixed effects with
490 continuous moderator variables. *Frontiers in Psychology*, 8: 562.

491 Borgå, K. 2019. The Arctic ecosystem: A canary in the coal mine for global multiple
492 stressors. *Environmental Toxicology and Chemistry*, 38(3): 487-488.

493 Bottitta, G.E., Nol, E. and Gilchrist, H.G. 2003. Effects of experimental manipulation of
494 incubation length on behavior and body mass of common eiders in the Canadian Arctic.
495 *Waterbirds*, 26(1): 100-107.

496 Bourgeon, S. and Raclot, T. 2006. Corticosterone selectively decreases humoral immunity in
497 female eiders during incubation. *Journal of Experimental Biology*, 209(24): 4957-4965.

498 Bourgeon, S. and Raclot, T, 2007. Triiodothyronine suppresses humoral immunity but not T-
499 cell-mediated immune response in incubating female eiders (*Somateria mollissima*). *General*
500 *and Comparative Endocrinology*, 151(2): 188-194.

501 Bourgeon, S., Criscuolo, F., Bertile, F., Raclot, T., Gabrielsen, G.W. and Massemin, S. 2006.
502 Effects of clutch sizes and incubation stage on nest desertion in the female Common Eider
503 *Somateria mollissima* nesting in the high Arctic. *Polar Biology*, 29(5): 358-363.

504 Brasso, R.L., Abdel Latif, M.K. and Cristol, D.A. 2010. Relationship between laying sequence
505 and mercury concentration in tree swallow eggs. *Environmental Toxicology and*
506 *Chemistry*, 29(5): 1155-1159.

507 Bustnes, J.O., Bakken, V., Erikstad, K.E., Mehlum, F. and Skaare, J.U. 2001. Patterns of
508 incubation and nest-site attentiveness in relation to organochlorine (PCB) contamination in
509 glaucous gulls. *Journal of Applied Ecology*, 38(4): 791-801.

510 Bustnes, J.O., Moe, B., Herzke, D., Hanssen, S.A., Nordstad, T., Sagerup, K., Gabrielsen, G.W.
511 and Borgå, K. 2010. Strongly increasing blood concentrations of lipid-soluble

512 organochlorines in high arctic common eiders during incubation fast. *Chemosphere*, 79(3):
513 320-325.

514 Camfield, A., and Martin, K. 2009. The influence of ambient temperature on horned lark
515 incubation behaviour in an alpine environment. *Behaviour*, 146(12): 1615-1633.

516 Choy, E.S., O'Connor, R.S., Gilchrist, H.G., Hargreaves, A.L., Love, O.P., Vézina, F., and
517 Elliott, K.H. 2021. Limited heat tolerance in a cold-adapted seabird: implications of a
518 warming Arctic. *Journal of Experimental Biology*, 224(13): p.jeb242168.

519 Clayden, M.G., Arsenault, L.M., Kidd, K.A., O'Driscoll, N.J. and Mallory, M.L. 2015. Mercury
520 bioaccumulation and biomagnification in a small Arctic polynya ecosystem. *Science of the*
521 *Total Environment*, 509: 206-215.

522 Cohen, J. 1988. *Statistical power analysis for the behavioral sciences*, Hillsdale, NJ: Lawrence
523 Erlbaum.

524 Conway, C.J. and Martin, T.E. 2000. Evolution of passerine incubation behavior: influence of
525 food, temperature, and nest predation. *Evolution*, 54(2): 670-685.

526 Crain, C.M., Kroeker, K. and Halpern, B.S. 2008. Interactive and cumulative effects of multiple
527 human stressors in marine systems. *Ecology Letters*, 11(12): 1304-1315.

528 D'Alba, L., Monaghan, P. and Nager, R.G. 2009. Thermal benefits of nest shelter for incubating
529 female eiders. *Journal of Thermal Biology*, 34(2): 93-99.

530 Descamps, S., Bêty, J., Love, O.P. and Gilchrist, H.G. 2011. Individual optimization of
531 reproduction in a long-lived migratory bird: a test of the condition-dependent model of laying
532 date and clutch size. *Functional Ecology*, 25(3): 671-681.

533 Descamps, S., Aars, J., Fuglei, E., Kovacs, K.M., Lydersen, C., Pavlova, O., Pedersen, Å.Ø.,
534 Ravolainen, V. and Strøm, H. 2017. Climate change impacts on wildlife in a High Arctic
535 archipelago–Svalbard, Norway. *Global Change Biology*, 23(2): 490-502.

536 Dietz, R., Outridge, P.M. and Hobson, K.A. 2009. Anthropogenic contributions to mercury
537 levels in present-day Arctic animals—a review. *Science of the Total Environment*, 407(24):
538 6120-6131.

539 Durant, S.E., Hepp, G.R., Moore, I.T., Hopkins, B.C. and Hopkins, W.A. 2010. Slight
540 differences in incubation temperature affect early growth and stress endocrinology of wood
541 duck (*Aix sponsa*) ducklings. *Journal of Experimental Biology*, 213(1): 45-51.

542 DuRant, S.E., Willson, J.D., and Carroll, R.B. 2019. Parental effects and climate change: will
543 avian incubation behavior shield embryos from increasing environmental temperatures?
544 Integrative and Comparative Biology, 59(4): 1068-1080.

545 El Halawani, M.E., Burke, W.H., Millam, J.R., Fehrer, S.C. and Hargis, B.M. 1984. Regulation
546 of prolactin and its role in gallinaceous bird reproduction. Journal of Experimental
547 Zoology, 232(3): 521-529.

548 Erikstad, K.E., Tveraa, T. and Bustnes, J.O. 1998. Significance of intraclutch egg-size variation
549 in common eider: the role of egg size and quality of ducklings. Journal of Avian Biology, 29:
550 3-9.

551 Evers, D.C., Taylor, K.M., Major, A., Taylor, R.J., Poppenga, R.H. and Scheuhammer, A.M.
552 2003. Common loon eggs as indicators of methylmercury availability in North
553 America. Ecotoxicology, 12(1-4): 69-81.

554 Fallacara, D.M., Halbrook, R.S., and French, J.B. 2011. Toxic effects of dietary methylmercury
555 on immune system development in nestling American kestrels (*Falco*
556 *sparverius*). Environmental Toxicology and Chemistry, 30(6):1328-1337.

557 Fast, P.L., Gilchrist, H.G. and Clark, R.G. 2007. Experimental evaluation of nest shelter effects
558 on weight loss in incubating common eiders *Somateria mollissima*. Journal of Avian
559 Biology, 38(2): 205-213.

560 Fort, J., Robertson, G.J., Grémillet, D., Traisnel, G. and Bustamante, P. 2014. Spatial
561 ecotoxicology: migratory Arctic seabirds are exposed to mercury contamination while
562 overwintering in the northwest Atlantic. Environmental Science & Technology, 48(19):
563 11560-11567.

564 Foster, K.L., Braune, B.M., Gaston, A.J. and Mallory, M.L. 2019. Climate influence on mercury
565 in Arctic seabirds. Science of The Total Environment, 693: 133569.

566 Frederiksen, M., Edwards, M., Richardson, A.J., Halliday, N.C. and Wanless, S. 2006. From
567 plankton to top predators: bottom-up control of a marine food web across four trophic levels.
568 Journal of Animal Ecology, 75(6): 1259-1268.

569 Garbus, S.E., Lyngs, P., Thyme, A.P., Christensen, J.P., and Sonne, C. 2018. Candling and field
570 atlas of early egg development in Common Eiders *Somateria mollissima* in the central
571 Baltic. Acrocephalus, 39(178-179): 85-90.

572 Gilchrist, H.G., and Gaston, A.J. 1997. Effects of murre nest site characteristics and wind
573 conditions on predation by glaucous gulls. *Canadian Journal of Zoology*, 75(4): 518-524.

574 Gilchrist, H.G., Gaston, A.J., and Smith, J.N. 1998. Wind and prey nest sites as foraging
575 constraints on an avian predator, the glaucous gull. *Ecology*, 79(7): 2403-2414.

576 Gundersen, C.B., Braaten, H.F.V., Steindal, E.H., Moe, S.J., Yakushev, E., Christensen, G.,
577 Kirk, J., Hintelmann, H., Frolova, N., Terentjev, P. and Roberts, S. 2020. Mercury Risk
578 Evaluation, Risk Management and Risk Reduction Measures in the Arctic (ARCRISK)–
579 Inception Report. NIVA-rapport.

580 Hallinger, K.K., and Cristol, D.A. 2011. The role of weather in mediating the effect of mercury
581 exposure on reproductive success in tree swallows. *Ecotoxicology*, 20(6): 1368-1377.

582 Hanssen, S., Engebretsen, H. and Erikstad, K. 2002. Incubation start and egg size in relation to
583 body reserves in the common eider. *Behavioral Ecology and Sociobiology*, 52(4): 282-288.

584 Hanssen, S.A., Hasselquist, D., Folstad, I. and Erikstad, K.E. 2005. Cost of reproduction in a
585 long-lived bird: incubation effort reduces immune function and future
586 reproduction. *Proceedings of the Royal Society B: Biological Sciences*, 272(1567): 1039-
587 1046.

588 Hart, L.A., Downs, C.T. and Brown, M., 2016. Sitting in the sun: Nest microhabitat affects
589 incubation temperatures in seabirds. *Journal of Thermal Biology*, 60: 149-154.

590 Hawkings, J.R., Linhoff, B.S., Wadham, J.L., Stibal, M., Lamborg, C.H., Carling, G.T.,
591 Lamarche-Gagnon, G., Kohler, T.J., Ward, R., Hendry, K.R. and Falteisek, L. 2021. Large
592 subglacial source of mercury from the southwestern margin of the Greenland Ice
593 Sheet. *Nature Geoscience*, 1-7.

594 Hebert, C.E., Chételat, J., Beck, R., Dolgova, S., Fordy, K., Kirby, P., Martin, P. and Rabesca,
595 M., 2021. Inter-annual variation of mercury in aquatic bird eggs and fish from a large
596 subarctic lake under a warming climate. *Science of the Total Environment*, 766: 144614.

597 Hennin, H.L., Legagneux, P., Bêty, J., Williams, T.D., Gilchrist, H.G., Baker, T.M. and Love,
598 O.P. 2015. Pre-breeding energetic management in a mixed-strategy
599 breeder. *Oecologia*, 177(1): 235-243.

600 Hennin, H.L., Dey, C.J., Bêty, J., Gilchrist, H.G., Legagneux, P., Williams, T.D. and Love, O.P.
601 2018. Higher rates of prebreeding condition gain positively impacts clutch size: A

602 mechanistic test of the condition-dependent individual optimization model. *Functional*
603 *Ecology*, 32(8): 2019-2028.

604 Higgott, C.G., Evans, K.L. and Hatchwell, B.J. 2020. Incubation in a temperate passerine: do
605 environmental conditions affect incubation period duration and hatching success? *Frontiers in*
606 *Ecology and Evolution*, 8: 318.

607 Hoegh-Guldberg, O. and Bruno, J.F. 2010. The impact of climate change on the world's marine
608 ecosystems. *Science*, 328(5985): 1523-1528.

609 Høyvik Hilde, C., Pélabon, C., Guéry, L., Gabrielsen, G.W. and Descamps, S. 2016. Mind the
610 wind: microclimate effects on incubation effort of an arctic seabird. *Ecology and*
611 *Evolution*, 6(7): 1914-1921.

612 IPCC, 2019: *Climate Change and Land: an IPCC special report on climate change,*
613 *desertification, land degradation, sustainable land management, food security, and greenhouse*
614 *gas fluxes in terrestrial ecosystems* [P.R. Shukla, J. Skea, E. Calvo Buendia, V. Masson-
615 Delmotte, H.-O. Pörtner, D. C. Roberts, P. Zhai, R. Slade, S. Connors, R. van Diemen, M.
616 Ferrat, E. Haughey, S. Luz, S. Neogi, M. Pathak, J. Petzold, J. Portugal Pereira, P. Vyas, E.
617 Huntley, K. Kissick, M. Belkacemi, J. Malley, (eds.)].

618 Iverson, S.A., Gilchrist, H.G., Smith, P.A., Gaston, A.J. and Forbes, M.R. 2014. Longer ice-free
619 seasons increase the risk of nest depredation by polar bears for colonial breeding birds in the
620 Canadian Arctic. *Proceedings of the Royal Society B: Biological Sciences*, 281(1779):
621 20133128.

622 Jagielski, P.M., Dey, C.J., Gilchrist, H.G., Richardson, E.S., Love, O.P. and Semeniuk, C.A.
623 2021. Polar bears are inefficient predators of seabird eggs. *Royal Society Open Science*, 8(4):
624 210391.

625 Jean-Gagnon, F., Legagneux, P., Gilchrist, G., Bélanger, S., Love, O.P. and Bêty, J. 2018. The
626 impact of sea ice conditions on breeding decisions is modulated by body condition in an arctic
627 partial capital breeder. *Oecologia*, 186(1): 1-10.

628 Jenssen, B.M. 2006. Endocrine-disrupting chemicals and climate change: a worst-case
629 combination for arctic marine mammals and seabirds? *Environmental Health*
630 *Perspectives*, 114(Suppl 1): 76-80.

631 Kilpi, M. and Lindström, K. 1997. Habitat-specific clutch size and cost of incubation in common
632 eiders, *Somateria mollissima*. *Oecologia*, 111(3): 297-301.

633 Kimberly, D.A. and Salice, C.J. 2013. Interactive effects of contaminants and climate-related
634 stressors: High temperature increases sensitivity to cadmium. *Environmental Toxicology and*
635 *Chemistry*, 32(6): 1337-1343.

636 Kirk, J.L., Lehnherr, I., Andersson, M., Braune, B.M., Chan, L., Dastoor, A.P., Durnford, D.,
637 Gleason, A.L., Loseto, L.L., Steffen, A. and Louis, V.L.S. 2012. Mercury in Arctic marine
638 ecosystems: Sources, pathways and exposure. *Environmental Research*, 119: 64-87.

639 Le Bohec, C., Whittington, J.D. and Le Maho, Y. 2013. Polar monitoring: seabirds as sentinels
640 of marine ecosystems. In *Adaptation and Evolution in Marine Environments, Volume 2*
641 (pp. 205-230). Springer, Berlin, Heidelberg.

642 Lewis, K.M., van Dijken, G.L. and Arrigo, K.R. 2020. Changes in phytoplankton concentration
643 now drive increased Arctic Ocean primary production. *Science*, 369(6500): 198-202.

644 Long, J.A. 2019. Interactions: Comprehensive, User-Friendly Toolkit for Probing Interactions. R
645 package version 1.1.0, <https://cran.r-project.org/package=interactions>.

646 Love, O.P., Gilchrist, H.G., Descamps, S., Semeniuk, C.A. and Bêty, J. 2010. Pre-laying climatic
647 cues can time reproduction to optimally match offspring hatching and ice conditions in an
648 Arctic marine bird. *Oecologia*, 164(1): 277-286.

649 Macdonald, R.W., Barrie, L.A., Bidleman, T.F., Diamond, M.L., Gregor, D.J., Semkin, R.G.,
650 Strachan, W.M.J., Li, Y.F., Wania, F., Alae, M. and Alexeeva, L.B. 2000. Contaminants in
651 the Canadian Arctic: 5 years of progress in understanding sources, occurrence and
652 pathways. *Science of the Total Environment*, 254(2-3): 93-234.

653 Mallory, M.L., Braune, B.M., Wayland, M., Gilchrist, H.G. and Dickson, D.L. 2004.
654 Contaminants in common eiders (*Somateria mollissima*) of the Canadian Arctic.
655 *Environmental Reviews*, 12: 197-218.

656 Mallory, M.L., Robinson, S.A., Hebert, C.E. and Forbes, M.R. 2010(a). Seabirds as indicators of
657 aquatic ecosystem conditions: a case for gathering multiple proxies of seabird health. *Marine*
658 *Pollution Bulletin*, 60(1): 7-12.

659 Mallory, M.L., Gaston, A.J., Gilchrist, H.G., Robertson, G.J. and Braune, B.M. 2010(b). Effects
660 of climate change, altered sea-ice distribution and seasonal phenology on marine birds. In *A*
661 *little less Arctic* (179-195). Springer, Dordrecht.

662 Mallory, M.L. and Braune, B.M. 2012. Tracking contaminants in seabirds of Arctic Canada:
663 temporal and spatial insights. *Marine Pollution Bulletin*, 64(7): 1475-1484.

664 Martin, K. and Wiebe, K.L. 2004. Coping mechanisms of alpine and arctic breeding birds:
665 extreme weather and limitations to reproductive resilience. *Integrative and Comparative*
666 *Biology*, 44(2): 177-185.

667 Martin, T.E., Oteyza, J.C., Boyce, A.J., Lloyd, P. and Ton, R. 2015. Adult mortality probability
668 and nest predation rates explain parental effort in warming eggs with consequences for
669 embryonic development time. *The American Naturalist*, 186(2): .223-236.

670 McPartland, M., Garbus, S.E., Lierhagen, S., Sonne, C. and Krøkje, Å. 2020. Lead isotopic
671 signatures in blood from incubating common eiders (*Somateria mollissima*) in the central
672 Baltic Sea. *Environment International*, 142: 105874.

673 Møller, A.P., Fiedler, W. and Berthold, P. eds. 2010. *Effects of climate change on birds*. OUP
674 Oxford.

675 Muir, D., Braune, B., DeMarch, B., Norstrom, R., Wagemann, R., Lockhart, L., Hargrave, B.,
676 Bright, D., Addison, R., Payne, J. and Reimer, K. 1999. Spatial and temporal trends and
677 effects of contaminants in the Canadian Arctic marine ecosystem: a review. *Science of the*
678 *Total Environment*, 230(1-3): 83-144.

679 Nord, A. and Nilsson, J.Å. 2011. Incubation temperature affects growth and energy metabolism
680 in blue tit nestlings. *The American Naturalist*, 178(5): 639-651.

681 Noyes, P.D., McElwee, M.K., Miller, H.D., Clark, B.W., Van Tiem, L.A., Walcott, K.C., Erwin,
682 K.N. and Levin, E.D. 2009. The toxicology of climate change: environmental contaminants in
683 a warming world. *Environment International*, 35(6): 971-986.

684 Olson, C.R., Vleck, C.M. and Vleck, D. 2006. Periodic cooling of bird eggs reduces embryonic
685 growth efficiency. *Physiological and Biochemical Zoology*, 79(5): 927-936.

686 Parker, H., and Holm, H. 1990. Patterns of nutrient and energy expenditure in female common
687 eiders nesting in the high arctic. *The Auk*, 107(4): 660-668.

688 Piatt, J.F., Sydeman, W.J. and Wiese, F. 2007. Introduction: a modern role for seabirds as
689 indicators. *Marine Ecology Progress Series*, 352: 199-204.

690 Pollet, I.L., Leonard, M.L., O'Driscoll, N.J., Burgess, N.M. and Shutler, D. 2017. Relationships
691 between blood mercury levels, reproduction, and return rate in a small
692 seabird. *Ecotoxicology*, 26(1): 97-103.

693 Prop, J., Aars, J., Bårdsen, B.J., Hanssen, S.A., Bech, C., Bourgeon, S., de Fouw, J., Gabrielsen,
694 G.W., Lang, J., Noreen, E. and Oudman, T. 2015. Climate change and the increasing impact
695 of polar bears on bird populations. *Frontiers in Ecology and Evolution*, 3: 33.

696 Pratte, I., Braune, B.M., Hobson, K.A. and Mallory, M.L. 2019. Variable sea-ice conditions
697 influence trophic dynamics in an Arctic community of marine top predators. *Ecology and*
698 *Evolution*, 9(13): 7639-7651.

699 Provencher, J.F., Mallory, M.L., Braune, B.M., Forbes, M.R. and Gilchrist, H.G. 2014. Mercury
700 and marine birds in Arctic Canada: effects, current trends, and why we should be paying
701 closer attention. *Environmental Reviews*, 22(3): 244-255.

702 Provencher, J.F., Forbes, M.R., Hennin, H.L., Love, O.P., Braune, B.M., Mallory, M.L. and
703 Gilchrist, H.G. 2016. Implications of mercury and lead concentrations on breeding physiology
704 and phenology in an Arctic bird. *Environmental Pollution*, 218: 1014-1022.

705 Reiter, M.E., and Andersen, D.E. 2008. Comparison of the egg flotation and egg candling
706 techniques for estimating incubation day of Canada Goose nests. *Journal of Field*
707 *Ornithology*, 79(4): 429-437.

708 Renaut, S., Devred, E. and Babin, M, 2018. Northward expansion and intensification of
709 phytoplankton growth during the early ice-free season in Arctic. *Geophysical Research*
710 *Letters*, 45(19): 10590-10598.

711 Ridley, A.R., Wiley, E.M., Bourne, A.R., Cunningham, S.J., and Nelson-Flower, M.J. 2021.
712 Understanding the potential impact of climate change on the behavior and demography of
713 social species: The pied babbler (*Turdoides bicolor*) as a case study. *Advances in the Study of*
714 *Behaviour*, 53: 225-266.

715 Schielzeth, H. 2010. Simple means to improve the interpretability of regression
716 coefficients. *Methods in Ecology and Evolution*, 1(2): 103-113.

717 Schindler, D.W. and Smol, J.P. 2006. Cumulative effects of climate warming and other human
718 activities on freshwaters of Arctic and subarctic North America. *AMBIO: a Journal of the*
719 *Human Environment*, 35(4): 160-168.

720 Schuster, P.F., Schaefer, K.M., Aiken, G.R., Antweiler, R.C., Dewild, J.F., Gryziec, J.D.,
721 Gusmeroli, A., Hugelius, G., Jafarov, E., Krabbenhoft, D.P. and Liu, L. 2018. Permafrost
722 stores a globally significant amount of mercury. *Geophysical Research Letters*, 45(3): 1463-
723 1471.

724 S  n  chal,   ., B  ty, J., Gilchrist, H.G., Hobson, K.A. and Jamieson, S.E. 2011. Do purely capital
725 layers exist among flying birds? Evidence of exogenous contribution to arctic-nesting
726 common eider eggs. *Oecologia*, 165(3): 593-604.

727 Smith, P.A., Elliott, K.H., Gaston, A.J. and Gilchrist, H.G. 2010. Has early ice clearance
728 increased predation on breeding birds by polar bears? *Polar Biology*, 33(8): 1149-1153.

729 Smith, P.A., Tulp, I., Schekkerman, H., Gilchrist, H.G. and Forbes, M.R. 2012. Shorebird
730 incubation behaviour and its influence on the risk of nest predation. *Animal Behaviour*, 84(4):
731 835-842.

732 Smith, R.A., Yurkowski, D.J., Parkinson, K.J.L., Fort, J., Hennin, H.L., Gilchrist, H.G., Hobson,
733 K.A., Mallory, M.L., Danielsen, J., Garbus, S., Hanssen, S.A., J  nsson, J.E., Latty, C.J., Moe,
734 B., Parsons, G.J., Sonne, C., Tertitski, G., and Love, O.P. 2021. Environmental and life-
735 history factors influencing inter-colony and multidimensional niche metrics of breeding
736 common eider. Submitted to *Science of the Total Environment*.

737 Swennen, C., and Van der Meer, J. 1995. Composition of eggs of common eiders. *Canadian*
738 *Journal of Zoology*, 73(3): 584-588.

739 Tartu, S., Goutte, A., Bustamante, P., Angelier, F., Moe, B., Cl  ment-Chastel, C., Bech, C.,
740 Gabrielsen, G.W., Bustnes, J.O. and Chastel, O. 2013. To breed or not to breed: endocrine
741 response to mercury contamination by an Arctic seabird. *Biology Letters*, 9(4): 20130317.

742 Tartu, S., Bustamante, P., Goutte, A., Cherel, Y., Weimerskirch, H., Bustnes, J.O. and Chastel,
743 O. 2014. Age-related mercury contamination and relationship with luteinizing hormone in a
744 long-lived Antarctic bird. *PLoS One*, 9(7): e103642.

745 Tartu, S., Angelier, F., Wingfield, J.C., Bustamante, P., Labadie, P., Budzinski, H.,
746 Weimerskirch, H., Bustnes, J.O. and Chastel, O. 2015. Corticosterone, prolactin and egg
747 neglect behavior in relation to mercury and legacy POPs in a long-lived Antarctic
748 bird. *Science of the Total Environment*, 505: 180-188.

749 Tartu, S., Bustamante, P., Angelier, F., Lendvai, A.Z., Moe, B., Bl  vin, P., Bech, C., Gabrielsen,
750 G.W., Bustnes, J.O. and Chastel, O. 2016. Mercury exposure, stress and prolactin secretion in
751 an Arctic seabird: an experimental study. *Functional Ecology*, 30(4): 596-604.

752 Timmermans, M.L., Proshutinsky, A., Krishfield, R.A., Perovich, D.K., Richter-Menge, J.A.,
753 Stanton, T.P., and Toole, J.M. 2011. Surface freshening in the Arctic Ocean's Eurasian Basin:

754 An apparent consequence of recent change in the wind-driven circulation. *Journal of*
755 *Geophysical Research: Oceans*, 116(C8).

756 Vagasi, C.I., Pătraș, L., Pap, P.L., Vincze, O., Mureșan, C., Nemeth, J., and Lendvai, A.Z. 2018.
757 Experimental increase in baseline corticosterone level reduces oxidative damage and enhances
758 innate immune response. *PLoS One*, 13(2): p.e0192701.

759 Vinebrooke, D.R., Cottingham, K.L., Norberg, J., Scheffer, M., Dodson, S.I., C. Maberly, S.C.,
760 and Sommer, U. 2004. Impacts of multiple stressors on biodiversity and ecosystem
761 functioning: The role of species co-tolerance. *Oikos*, 104(3): 451-457.

762 Visser, M.E., Holleman, L.J. and Caro, S.P. 2009. Temperature has a causal effect on avian
763 timing of reproduction. *Proceedings of the Royal Society B: Biological Sciences*, 276(1665):
764 2323-2331.

765 Wassmann, P., Duarte, C.M., Agusti, S. and Sejr, M.K. 2011. Footprints of climate change in the
766 Arctic marine ecosystem. *Global Change Biology*, 17(2): 1235-1249.

767 Wayland, M., Gilchrist, H.G. and Neugebauer, E. 2005. Concentrations of cadmium, mercury
768 and selenium in common eider ducks in the eastern Canadian arctic: influence of reproductive
769 stage. *Science of the Total Environment*, 351: 323-332.

770 Whitney, M.C. and Cristol, D.A. 2017. Impacts of sublethal mercury exposure on birds: a
771 detailed review. In *Reviews of Environmental Contamination and Toxicology* (113-163).
772 Springer, Cham.

773 Zhang, J. 2005. Warming of the arctic ice-ocean system is faster than the global average since
774 the 1960s. *Geophysical Research Letters*, 32(19).

775 **Tables and Figures**

776 **Table 1.** Total Hg content (in µg/g dry weight) of 121 first-laid common eider eggs at East Bay
 777 Island (Mitivik), Nunavut, Canada across four consecutive years including 2016 (n=13), 2017
 778 (n=12), 2018 (n=46) and 2019 (n=50). Table includes the yolk, albumen, and total egg values
 779 (yolk*0.5+albumen*0.5; Swennen and Van der Meer 1995).

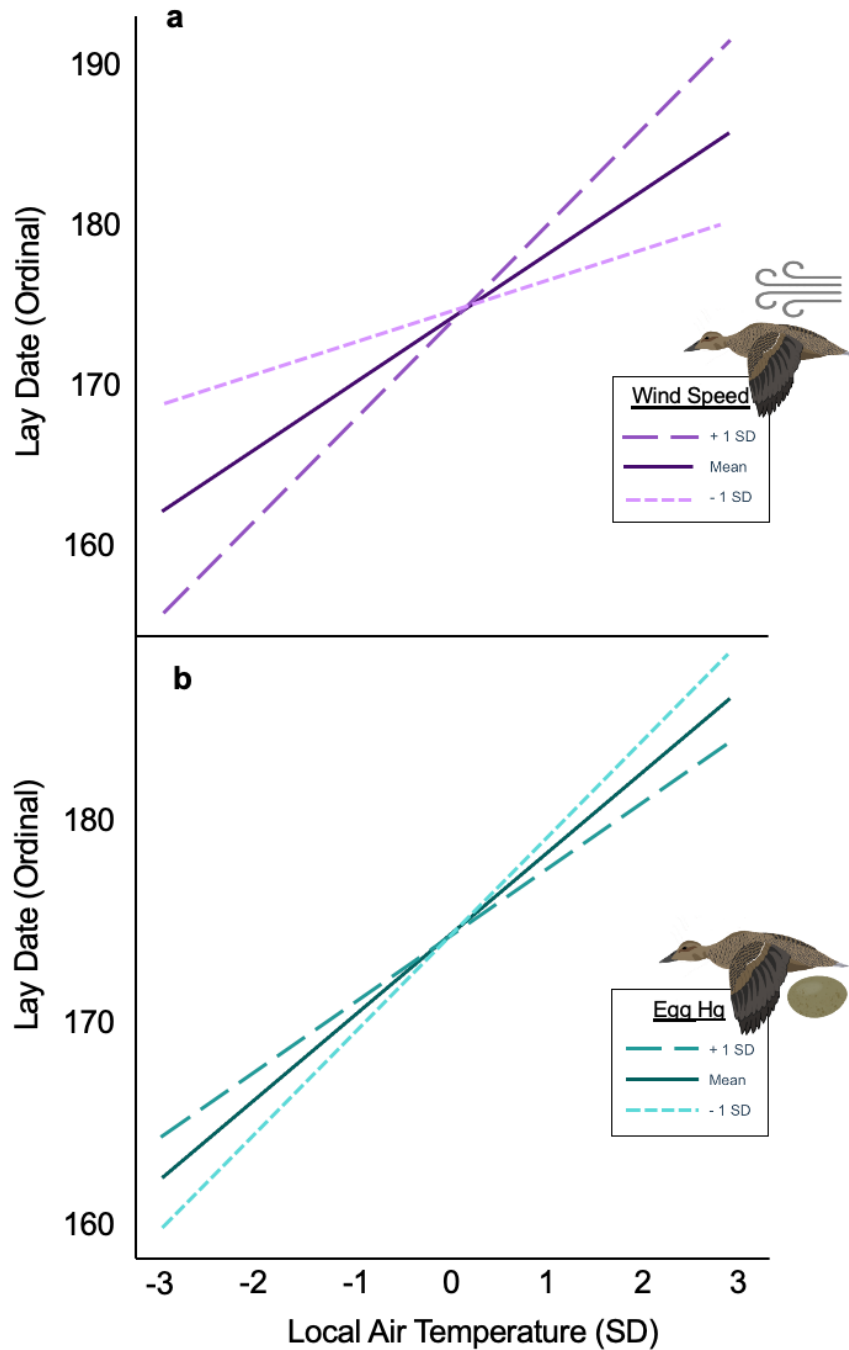
780

	Mean	Standard Deviation	Range
<i>2016</i>			
Yolk	0.06	0.02	0.04 - 0.11
Albumen	2.49	0.86	1.23 – 4.11
Total Egg	1.28	0.44	0.68 – 2.11
<i>2017</i>			
Yolk	0.08	0.02	0.05 – 0.12
Albumen	2.86	1.21	1.24 – 5.37
Total Egg	1.47	0.61	0.65 – 2.72
<i>2018</i>			
Yolk	0.07	0.02	0.02 – 0.14
Albumen	2.08	0.80	0.88 – 4.29
Total Egg	1.08	0.41	0.47 – 2.19
<i>2019</i>			
Yolk	0.07	0.03	0.02 – 0.19
Albumen	2.00	0.75	0.60 – 0.41
Total Egg	1.03	0.38	0.31 – 2.12
<i>All Years</i>			
Yolk	0.07	0.03	0.02 – 0.19
Albumen	2.17	0.87	0.60 – 5.36
Total Egg	1.12	0.44	0.31 – 2.72

781

782 **Table 2.** Results of two statistical models examining a) predictors of lay date (objective 1), and
783 (b) the number of incubation interruptions by individual weather exposure of common eider at
784 East Bay Island (Mitivik), Nunavut, Canada (objective 3), with random effects including the
785 number of incubation interruptions by incubation stage, hen ID (0-61), and section of the day
786 (0:00-5:59, 6:00-11:59, 12:00-17:59, 18:00-23:59). Objective (a) used data collected from 2016-
787 2019 (n=86), while objective (b) used data only from 2018 and 2019 (n=61). Significant p-values
788 are bolded.

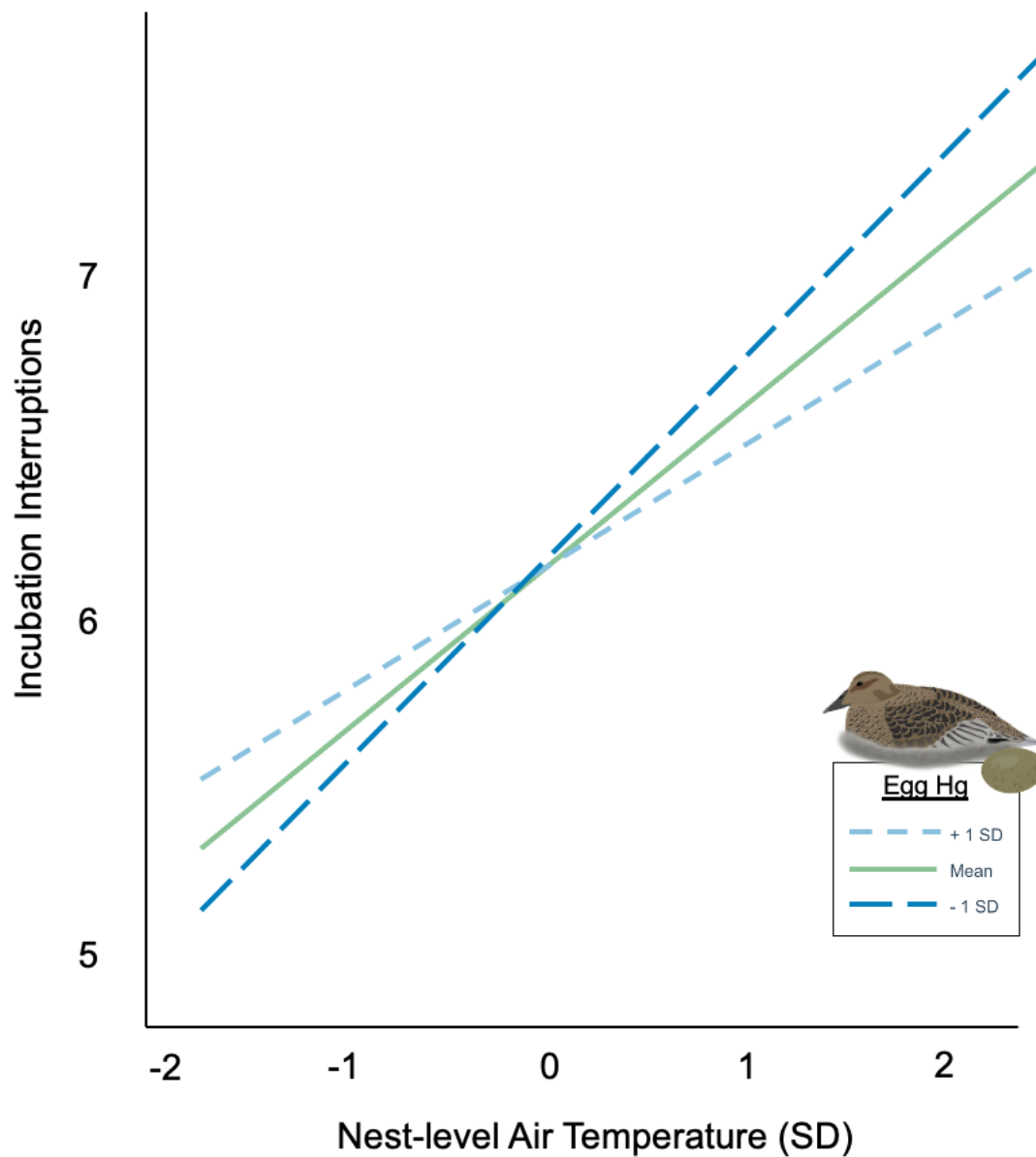
<i>(a) Lay Date – Generalized Linear Model</i>				
Variable	Estimate (β)	SE	t	p-value
Intercept	1935.231	782.138	2.474	0.016
Year	-0.873	0.388	-2.251	0.027
Temperature	4.039	0.441	9.152	<0.001
Wind	-0.335	0.341	-0.984	0.328
THg	-0.054	0.331	-0.162	0.872
Temp:Wind	2.059	0.370	5.562	<0.001
Temp:THg	-0.781	0.334	-2.337	0.022
Wind:THg	0.172	0.311	0.554	0.581
Temp:Wind:THg	-0.206	0.326	-0.632	0.529
<i>(b) Incubation Interruptions– Generalized Linear Mixed Model</i>				
Variable	Estimate (β)	SE	t	p-value
Intercept	2.499	0.067	37.521	<0.001
Temperature	0.111	0.029	3.814	0.005
Wind	-0.007	0.003	-2.783	0.005
THg	-0.003	0.032	0.010	0.991
Temp:THg	-0.025	0.013	-1.926	0.054



789

790

791 **Figure 1.** Output from a GLM (Generalized Linear Model) with a normal distribution, showing
 792 significant patterns between a) air temperature ($^{\circ}\text{C}$) standard deviation (SD) and wind speed
 793 (km/hr) (both measured over the five days prior to the rapid follicle growth (RFG) period) and b)
 794 air temperature ($^{\circ}\text{C}$) SD and egg THg levels ($\mu\text{g/g}$ dry weight) in explaining variation in
 795 common eider lay date (ordinal) from 2016-2019 at East Bay Island (Mitivik), Nunavut, Canada.



796
 797 **Figure 2.** Output from a GLMM (Generalized Linear Mixed Model) with a normal distribution,
 798 showing the interaction between nest-level air temperature ($^{\circ}\text{C}$), and total first-laid egg Hg ($\mu\text{g/g}$
 799 dry weight) represented by standard deviations (SD) from the mean. Shown is the interaction
 800 explaining variation in the number of on-nest movements a female common eider made over a 6-
 801 hour period during incubation (data collected in July 2018 and 2019 from 61 eider nests located
 802 at East Bay Island (Mitivik), Nunavut, Canada).

803 **Supplemental Materials**

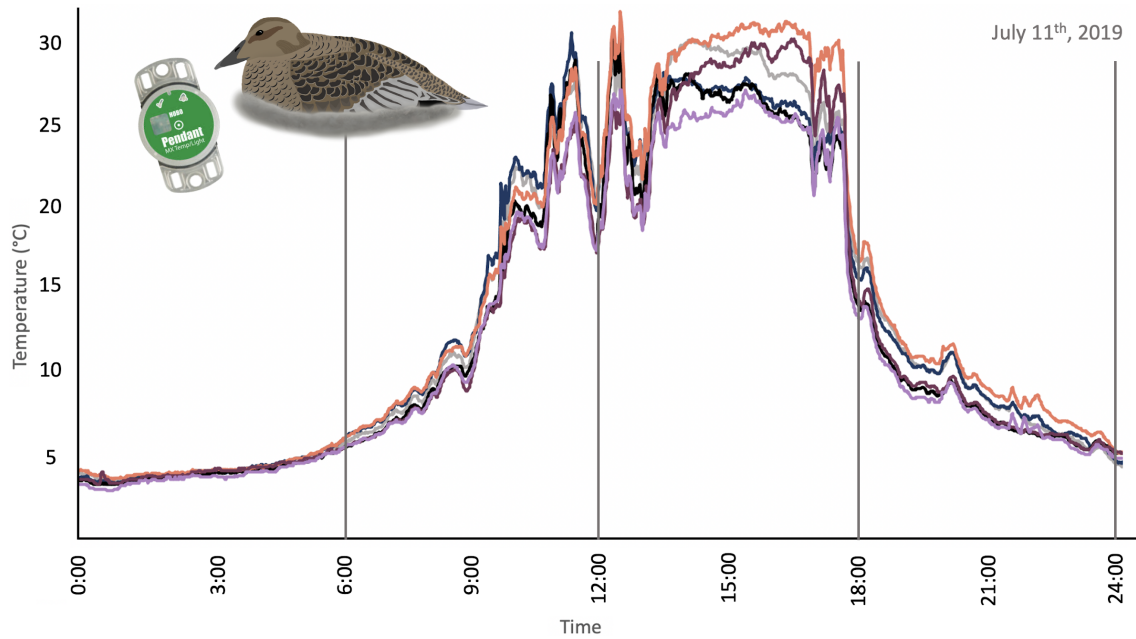
804 The mean air temperature and wind speed over the five days before the rapid follicle growth
 805 (RFG) period for each year as determined from data collected from the Coral Harbour Weather
 806 Station, mean lay dates, sample size of common eider nests at East Bay Island (Mitivik),
 807 Nunavut, Canada in 2018 and 2019 through early (days 4-7), mid (days 12-15) and late
 808 incubation (days 18-24), the mean incubation duration, as well as the mean number of eider
 809 movements on the nest over a 24-hour period.

810

	2016	2017	2018	2019
Mean Temperature (°C)	5.18 ± 1.57	4.31 ± 2.43	3.19 ± 1.22	2.28 ± 0.52
Mean Wind (km/hr)	18.75 ± 5.90	24.31 ± 8.46	16.50 ± 3.81	19.78 ± 4.38
Mean Lay Date	June 28 ± 4.13	June 22 ± 4.12	June 26 ± 3.35	June 18 ± 3.33
Early Incubation (n)	-	-	26	23
Mid Incubation (n)	-	-	10	26
Late Incubation (n)	-	-	0	10
Incubation Duration (days)	-	-	10 ± 4 days	18 ± 5 days
# Movements	-	-	26 ± 6	24 ± 5

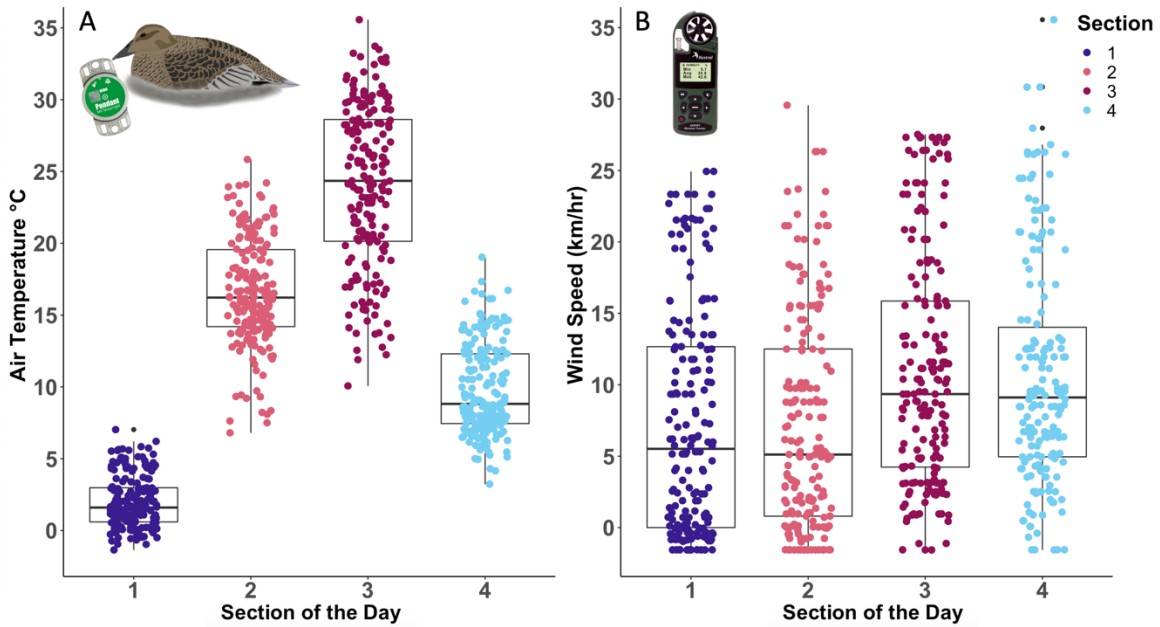
811

812



813

814 Variation in air temperature throughout 24 hours at six common eider nests within the subset
815 monitored for this study at East Bay Island (Mitivik), Nunavut, Canada on July 11th, 2019. Four
816 sections of the day were examined, based on coldest (0:00-5:59), warming (6:00-11:59), hottest
817 (12:00-17:59), and cooling (18:00-23:59) periods of the day.



818

819

820 Variations in air temperature (A) and wind speed (B) over 95 days at the nests of 61 incubating
 821 common eiders monitored at Mitivik, Nunavut, Canada during July in 2018 and 2019. Air
 822 temperature and wind speed were measured throughout the 24-hour period within four sections:
 823 1 (0:00-5:59), 2 (6:00-11:59), 3 (12:00-17:59), and 4 (18:00-23:59). Horizontal lines within
 824 boxes represent the median, and whiskers represent the standard error.