



**HAL**  
open science

## Mutual mate preferences and assortative mating in relation to a carotenoid-based color trait in blue tits

Samuel Caro, Léo Pierre, Matthieu Bergès, Raldi Bakker, Claire Doutrelant, Francesco Bonadonna

### ► To cite this version:

Samuel Caro, Léo Pierre, Matthieu Bergès, Raldi Bakker, Claire Doutrelant, et al.. Mutual mate preferences and assortative mating in relation to a carotenoid-based color trait in blue tits. *Behavioral Ecology*, 2021, 32 (6), pp.1171-1182. 10.1093/beheco/arab080 . hal-03434794

**HAL Id: hal-03434794**

**<https://hal.science/hal-03434794>**

Submitted on 10 Jan 2022

**HAL** is a multi-disciplinary open access archive for the deposit and dissemination of scientific research documents, whether they are published or not. The documents may come from teaching and research institutions in France or abroad, or from public or private research centers.

L'archive ouverte pluridisciplinaire **HAL**, est destinée au dépôt et à la diffusion de documents scientifiques de niveau recherche, publiés ou non, émanant des établissements d'enseignement et de recherche français ou étrangers, des laboratoires publics ou privés.

1 **Mutual mate preferences and assortative mating in relation to**  
2 **a carotenoid-based color trait in blue tits**

3

4 Samuel P. Caro<sup>1,2,\*</sup>, Léo Pierre<sup>1</sup>, Matthieu Bergès<sup>1</sup>, Raldi Bakker<sup>2,3</sup>, Claire Doutrelant<sup>1,#</sup>,  
5 Francesco Bonadonna<sup>1,#</sup>

6

7 1. CEFE, Univ Montpellier, CNRS, EPHE, IRD, Univ Paul Valéry Montpellier 3, Montpellier, France

8 2. Netherlands Institute of Ecology (NIOO-KNAW), Department of Animal Ecology, Wageningen, The Netherlands

9 3. Wageningen University (WUR), Department of Animal Science, Behavioural Ecology Group, Wageningen, The  
10 Netherlands

11 # These authors contributed equally to the study

12 \* Author for correspondence: samuel.caro@cefe.cnrs.fr

13

14

15

16 Short title: Mate-preferences in blue tits

17

18 **Abstract**

19 Choosing an appropriate sexual partner is a critical decision for many animal species.  
20 However, many mechanisms involved in mate choice are still poorly understood. Do  
21 both males and females choose their sexual partners, do both sexes use the same  
22 criteria for choosing, and do their own phenotype influence the choices they make, are  
23 questions that need further investigation. Over two successive experiments conducted  
24 in captivity with hand-reared blue tits (*Cyanistes caeruleus*), we manipulated the color  
25 of the chest plumage, a secondary sexual trait that reflects an individual's condition, to  
26 create two different color morphs (one pale and one colored). We then tested  
27 whether both sexes express a preference, whether they are attracted to the same  
28 morphs, and if the subjects' own chest color influences the preference they show. Our  
29 data reveal that both sexes are choosy, with females tending to be slightly choosier  
30 than males. We also show that both sexes preferentially select individuals with a pale  
31 chest plumage over colorful individuals, and this was again more pronounced in  
32 females. Finally, paler individuals tend to be selected by birds that are themselves  
33 pale, even if this phenotype matching was not very robust. Such a preference for paler  
34 individuals is intriguing since mates are predicted to associate with individuals  
35 displaying higher, not lower, value of quality signals. It could result from adaptive  
36 mechanisms related to avoidance of aggressiveness in confined environment,  
37 avoidance of conflicting sexual signals within individuals, or from cultural mechanisms  
38 leading to preference for individuals that match its own phenotype.

39

40 Keywords: bird, carotenoids, color, mate-choice, sexual selection

41

## 42 Introduction

43

44 Choosing mates is one of the most important decisions that many sexually reproducing  
45 animals have to take. Mate choice indeed impacts an individual's current reproductive  
46 success and fitness (Andersson, 1994). Both direct and indirect benefits, such as access  
47 to a high-quality territory, parental care, reduced likelihood of getting sexually  
48 transmitted disease, or genetic quality for the offspring, can be derived from selecting  
49 an appropriate partner (Fisher, 1915; Trivers, 1972; Smith, 1991). In conventional sex-  
50 role species, females are typically considered the choosing sex, while males spend  
51 their time advertising (Jones and Ratterman, 2009; Davies et al., 2012). As a  
52 consequence, mate choice has been mostly studied in terms of male traits and  
53 behaviours that affect female preference. However, conspicuous traits are present  
54 both in males and females of many species (Amundsen, 2000; Dale et al., 2015; Hare  
55 and Simmons, 2019; Doutrelant et al., 2020). While these traits in females have long  
56 been considered non-functional byproducts of sexual selection on male traits (Lande,  
57 1980; Price, 1996; Kraaijeveld et al., 2007), the possibility that males could also choose  
58 their female partners has received comparatively less attention (Amundsen, 2000;  
59 Clutton-Brock, 2009; Courtiol et al., 2016; Doutrelant et al., 2020). Like male  
60 ornaments, female ornaments could signal reproductive or survival qualities and be  
61 involved in male mate choice (Hare and Simmons, 2019). Mutual choosiness is  
62 predicted to be particularly important when benefits of choices are evident for both  
63 sexes, in particular in monogamous species where reproductive rates are similar for  
64 males and females, and in species with biparental care (Johnstone et al., 1996; Kokko  
65 and Johnstone, 2002; Kraaijeveld et al., 2007). Male mate preferences have been  
66 documented in various taxa, including fishes (Sargent et al., 1986; Amundsen and  
67 Forsgren, 2001; Roberts and Mendelson, 2017; Schlupp, 2018), insects (Bonduriansky,  
68 2001; Byrne and Rice, 2006), reptiles (Olsson, 1993; LeBas and Marshall, 2000),  
69 mammals (Domb and Pagel, 2001; Fitzpatrick et al., 2015), and birds (Amundsen et al.,  
70 1997; Griggio et al., 2005; Pryke and Griffith, 2007; Kimmitt et al., 2018). In birds for  
71 example, male bluethroats (*Luscinia s. svecica*) have been reported to spend more  
72 time close to colorful than drab females in a binary choice experiment (Amundsen et

73 al., 1997). Female coloration positively correlated with tarsus length and body mass,  
74 suggesting that coloration can also signal phenotypic quality in females (Amundsen et  
75 al., 1997; Roulin et al., 2000; Griggio et al., 2005; Weiss, 2006; Doutrelant et al., 2008;  
76 2012). In crested auklets (*Aethia cristatella*), both males and females were attracted  
77 by opposite-sex models having experimentally increased crests on the front-head  
78 (Jones and Hunter, 1993). On the other hand, evidence for male mate preference has  
79 failed to be shown in other studies (Muma and Weatherhead, 1989; Dale and  
80 Slagsvold, 1994). Since reproduction is often less costly for males than females  
81 (Williams, 2012), and additional paternities can be gained from fertilizing multiple  
82 females, males might not always need to be choosy (but see Pizzari et al., 2003). Male  
83 choosiness might even be counterselected if choosy males face a competitive  
84 disadvantage (Fitzpatrick et al 2015). These contrasted hypotheses highlight the need  
85 for additional work on male sexual preferences to understand how often males  
86 contribute to sexual selection.

87

88 For a long time, it has also been considered that individuals always try to mate with  
89 the highest quality partners. In practice, this has assumed that regardless their own  
90 condition or phenotype, females (historically considered the choosing sex, see above)  
91 should always choose the best males, and therefore that there is little inter-individual  
92 variation in preferences (Cotton et al., 2006). Several studies have however challenged  
93 this view and shown that individuals may vary substantially in their mate preferences,  
94 with preferences that can sometimes be predicted from the subject's own phenotype.  
95 Female black field crickets (*Teleogryllus commodus*) raised on a protein-rich diet were  
96 more responsive and choosy to male call quality than females reared on poorer diets  
97 (Hunt et al., 2005). Females of the smooth toadlet (*Uperoleia laevigata*), an Australian  
98 frog, selected mates that were about 70% of their own body weight (Robertson, 1990).  
99 In zebra finches (*Taeniopygia guttata*), females that were reared in enlarged broods,  
100 and that were concomitantly considered as being of poorer quality than females raised  
101 in small broods, were shown to prefer males that were themselves of lower quality  
102 (Holveck and Riebel, 2010; see Griggio and Hoi, 2010 for a similar example in sparrows;  
103 but see Wang et al., 2017). Similarly, male and female great tits (*Parus major*) have  
104 been shown to prefer opposite-sex individuals that were of similar heterozygosity

105 levels as themselves, even if in the case of relatively homozygous individuals it meant  
106 having offspring of low heterozygosity level (Zandberg et al., 2017). In the frog and the  
107 great tit examples, the authors also showed that these preferences are adaptive  
108 because pairing with the preferred phenotypes led to higher fertilization rates and  
109 fitter offspring, respectively (Robertson, 1990; Zandberg et al., 2017). Such kind of self-  
110 referent phenotype matching, leading to assortative mating, could be quite  
111 widespread. It has however been relatively little studied experimentally so far.

112

113 Here we study experimentally the mate preferences of captive blue tits. Blue tits are  
114 socially monogamous, both sexes care for the offspring, and both sexes are  
115 ornamented (Andersson et al., 1998), characteristics that, according to what we have  
116 reported above, are ideal for testing mutual mate preference (Hunt et al., 1999) and  
117 assortative mating (Fargevieille et al., 2017). In blue tits both the UV-blue crest and the  
118 yellow chest have been suggested to function as secondary sexual signals (but see  
119 Parker, 2013 for a meta-analysis on male UV coloration). Most studies focused on the  
120 role that blue crest color variation plays on intra-sexual competition and on inter-  
121 sexual selection (Hunt et al., 1998; 1999; e.g. Delhey et al., 2003; Kurvers et al., 2010;  
122 Remy et al., 2010; Parker, 2013). The role of the yellow-colored chest has received less  
123 attention, but there is correlational and experimental evidence that the intensity of  
124 yellow chroma or brightness may reflect an individual's condition and parental ability  
125 (Senar et al., 2002; Saks et al., 2003; Peters et al., 2007; Doutrelant et al., 2008; Ferns  
126 and Hinsley, 2008; Reudink et al., 2009; 2012; Garcia-Navas et al., 2012; Midamegbe et  
127 al., 2013). The yellow color could thus potentially be used as a reliable signal of quality  
128 in a mate-choice context. Contrary to the blue color that is structurally based, the  
129 yellow color is conferred by carotenoids exclusively acquired through food (Goodwin,  
130 1984; Hill and McGraw, 2006; Isaksson et al., 2008). In captivity, where the right  
131 balance of carotenoids is difficult to provide, blue and great tits rapidly lose their  
132 yellow-based coloration that becomes light-grey (see Fig.S1A), showing how plastic  
133 this trait is. Carotenoids are also thought to contribute to prevention of oxidative  
134 stress and regulation of immune function (Blount et al., 2003; Biard et al., 2006;  
135 Simons et al., 2012; Koch and Hill, 2018).

136

137 Here, we test whether both male and female blue tits choose their partners, and  
138 whether the expressed preferences are based on the color of their breast. For this, we  
139 manipulated the chest color of captive blue tits and tested the preferences of  
140 opposite-sex individuals for variation in this phenotypic trait over two successive  
141 experiments. In the first experiment, we manipulated the chest colors of the birds that  
142 were presented as stimuli. In the second experiment, we manipulated the chest colors  
143 of both the stimulus and the subject birds. We then tested whether both males and  
144 females express preferences (experiments 1 and 2), whether they show preferences  
145 for the same color phenotypes (experiments 1 and 2), and whether their own  
146 phenotype (chest color) influences the preference they express (experiment 2).

147

## 148 **Methods**

149

### 150 Ethical note

151 The experiments run in this study were approved by the Animal Experimentation  
152 Committee of the Royal Dutch Academy of Sciences (DEC-KNAW; permit number  
153 CTE.09-04 and NIOO11.09), and the Animal Care and Use Committee Languedoc-  
154 Roussillon (permit number CEEA-LR-1047). The work performed in the field was  
155 approved by the prefectural office of Corsica and the Regional Direction of  
156 Environment (DIREN) committee (permit numbers 2009-0379, 3467 and 2015615-  
157 147).

158

### 159 Subjects

160 In experiment 1, we used 81 blue tits (*Cyanistes caeruleus*; 44 males and 37 females)  
161 that were taken as nestlings in the long-term studied populations in Corsica (Muro and  
162 Pirio, see Reparaz et al., 2014). Whole broods of chicks (N=17 broods) were collected  
163 from their nests when they were 7 to 10-day-old, and were transferred to the laboratory  
164 for standardized hand rearing (see Drent et al., 2003; Titulaer et al., 2012). Briefly, birds  
165 were transported to the Netherlands Institute of Ecology (NIOO-KNAW) by car. During  
166 the travel, and later on at the institute, chicks were fed every half-hour, for 14 hours per  
167 day (7:00 am - 9:00 pm), with a diet consisting of a mixture of curd cheese, ground beef

168 heart, baby cereal, multivitamin solution and calcium carbonate, supplemented with  
169 wax moth larvae and bee larvae, until independence. After reaching independence  
170 (about 35 days after hatching) and being molecularly sexed, the birds were temporarily  
171 transferred to an individual home cage of 0.9 x 0.4 m x 0.5 m, before being released in  
172 single-sex groups in outdoor aviaries, with acoustic but no visual contacts between  
173 aviaries. Adult diet consisted of a mixture of egg, cow heart, vitamins, and minerals,  
174 supplemented with dry food containing insects (Orlux Insect Patee, Versele-Laga,  
175 Deinze, Belgium) and peanuts. Birds also had access to mealworms, grit, and sunflower  
176 seeds. Food and water were provided *ad libitum*.

177

178 In experiment 2, we used 72 blue tits (40 males and 32 females) that were also taken as  
179 nestlings, aged 8 to 12-day-old, in the long-term studied population of La Rouvière, near  
180 Montpellier. Hand-rearing procedures were similar to those of experiment 1, except  
181 that it was conducted at the Center for Functional and Evolutionary Ecology (CEFE-  
182 CNRS) at Montpellier, France. Diet consisted here in a solution of hand-rearing powder  
183 (Nutribird A21 and A19, Versele-Laga, Deinze, Belgium), supplemented with wax moth  
184 larvae, bee larvae, and mealworms. After they reached independence, birds were fed  
185 with mealworms, and a cake made of eggs, sunflower margarine, sugar, flour and  
186 protein-rich pellets (Country's Best Show1-2 Crumble, Versele-Laga, Deinze, Belgium).  
187 Both mealworms and cake were supplemented with commercial powders containing  
188 mostly vitamins and minerals (Nutribird A21, Versele-Laga; and Nekton-S, Nekton  
189 GmbH, Pforzheim, Germany). Food and water were provided *ad libitum*. Birds were also  
190 housed in single-sex groups in outdoor aviaries. Here however, visual and physical  
191 contact were possible through the mesh of adjacent aviaries. Aviaries housing groups of  
192 females were away from aviaries housing groups of males, with no visual and physical  
193 contacts possible between males and females. For logistic reasons inherent to food  
194 distribution, birds from a given aviary belonged to the same color treatment (provided  
195 in the food, see below), and treatments alternated between aviaries, so that each bird  
196 could see and interact with same-sex birds from both treatments.

197

198 Color treatments



199 In experiment 1, we manipulated the chest color of male and female blue tits using color  
200 markers (a procedure used in other studies, Delhey et al., 2007; Remy et al., 2010; Ligon  
201 and McGraw, 2016). Only birds used as stimuli in the mate-preference apparatus (32  
202 birds: 16 males and 16 females, see below) were artificially colored, not the ones that  
203 were used as subjects (49 birds: 28 males and 21 females). Half of the stimulus birds (8  
204 males and 8 females) had their chest feathers colored in yellow (Yellow group, Fig. 1A),  
205 with a marker that best mimic the natural color in free-living blue tits (Prismacolor Art  
206 Marker, canary yellow PM19, Newell Rubbermaid, Atlanta, USA), while the other half of  
207 the birds (8 males and 8 females) had their chest feathers colored in grey (Prismacolor  
208 Art Marker, warm grey PM-99, Newell Rubbermaid, Atlanta, USA), the color that blue  
209 and great tits commonly acquire when held in captivity for long periods of time (Fig. 1A).  
210 Resulting colors were measured with a spectrometer (Avaspec, Avantes, The  
211 Netherlands) and with a DH-2000 Deuterium Tungsten Halogen Light Source and a 200  
212  $\mu\text{m}$  optic-fiber probe. Spectrograms obtained from the two kinds of artificially colored  
213 birds were close to spectrograms obtained in non-manipulated birds (wild yellow birds  
214 and captive grey birds, respectively; Fig. 1A and C, table S1).

215

216 In experiment 2, we manipulated the chest color of male and female blue tits through  
217 the addition of carotenoids in their diet. In order to test for self-reference phenotype  
218 matching mechanisms, the chest plumage of both stimulus and subject birds were  
219 manipulated early in life, when birds were starting to feed independently (i.e. about 35  
220 days old, in early June). Thirty five birds had their diet (cake and mealworms, see above)  
221 supplemented with a powder containing 10% of canthaxanthin at a concentration of  
222 5000 ppm (Carophyll-Red 10%, produced by DSM Nutritional Products Ltd, Basel,  
223 Switzerland), while 37 birds had their diet supplemented with a placebo made of the  
224 exact same powder as in the other group, but with no pigment in it (placebo specifically  
225 made for the experiment by DSM Nutritional Products Ltd, Basel, Switzerland).  
226 Treatments thus only differed in the presence/absence of canthaxanthin, which colors  
227 the chest plumage in dark yellow/orange. Spectrograms of placebo and canthaxanthin  
228 tits are shown at fig. 1B. We opted for canthaxanthin rather than other carotenoids  
229 present in the diet of wild tits like lutein, or zeaxanthin because those other carotenoids  
230 have not always been efficient in enhancing the chest color of blue tits (e.g. Biard et al.,

231 2006), and because we had experience with canthaxanthin and knew it efficiently colors  
232 the chest plumage of blue tits (P. Perret, unpubl. data). Furthermore, using  
233 canthaxanthin allowed us to oppose a pale yellow/grey to a dark yellow/orange morph,  
234 two experimental groups that consisted in color phenotypes rarely encountered in the  
235 wild, thus avoiding to oppose a natural phenotype (natural yellow) with an artificial one  
236 (pale yellow/grey). Treatments were stopped two weeks before the start of the  
237 behavioral tests. After the first series of binary preference tests, we started the diet  
238 supplementation again, but we reversed the experimental groups, i.e. birds that were  
239 first supplemented with canthaxanthin received the placebo, and vice versa for the  
240 other group, which reversed the plumage colors of the two groups. That way each bird  
241 was tested in both groups.

242

### 243 Mate preference testing

244 About two weeks before the start of the tests, birds were settled in individual cages in  
245 rooms where opposite-sex birds could not see each other. Tested and stimulus birds  
246 were housed in separate rooms. During that time, birds were exposed to a long  
247 photoperiod ( $\geq 15$  hours of light per day). Long photoperiods indeed trigger a cascade  
248 of neuroendocrine reactions that lead to production and secretion of sexual steroids by  
249 the gonads, particularly  $17\beta$ -estradiol (E2) in females, and promote the expression of  
250 reproductive behaviors (Dawson et al., 2001). In songbirds, increasing plasma E2 in  
251 females, either directly through injection or implants of E2, or indirectly through  
252 exposure to long photoperiods, is often used to infer behavioral sexual preferences to  
253 a relevant stimulus like male song or male presence (Searcy, 1992; Byers and Kroodsma,  
254 2009; Caro et al., 2010; Reparaz et al., 2014). By exposing blue tits to long days prior to  
255 testing, we increased the chances that the observed choices are actual sexual  
256 preferences and not social preferences, even though it is hard to firmly distinguish the  
257 two.

258

259 Experiment 1: Among the 81 birds used, 32 (16 males and 16 females) were used as  
260 stimulus birds. These 32 birds were randomly distributed across the two color  
261 treatments (yellow and grey markers, see above). The remaining 49 birds were not

262 artificially colored and used as subjects. Each subject was tested only once and exposed  
263 to one pair of unrelated birds of the opposite sex. Sixteen pairs (8 pairs of each sex) of  
264 stimulus birds were formed and used in two to four mate-preference trials. Tests were  
265 performed in 2013 (April 23 to May 15), with birds that were born in 2010 and 2011.

266

267 Experiment 2: Among the 72 birds used, 24 (12 males and 12 females) were used as  
268 stimulus birds. Contrary to experiment 1, both stimulus and tested birds were subjected  
269 to the color treatments (canthaxanthin and placebo supplements in the diet, see above).  
270 In addition, the members of the 12 pairs of stimulus birds were not selected at random  
271 here, but pairs were made of brothers or sisters. Choosing genetically similar birds for a  
272 given pair reduces any genetically-related and early-environment-related variances  
273 between the members of a pair and hence enhances the importance of the artificially  
274 manipulated color of the chest as a choice criterion during the behavioural tests. Each  
275 pair of stimulus birds was used in three to five mate-preference trials. Tests were  
276 performed in 2015 (December 16 to December 23), with birds that were born in spring.  
277 At that age, birds were sexually mature (Silver et al., 1992; Dawson et al., 2001), and  
278 were set into a reproductive-like status by the long photoperiod (see above). After the  
279 end of the first series of tests, continuous exposure to a long photoperiod led to a state  
280 of photorefractoriness that coincides with the onset of a new molt of all feathers  
281 (Dawson et al., 2001). Once the first birds had started molting, all birds were moved to  
282 a shorter photoperiod for six weeks, which restored photosensitivity and allowed for a  
283 new cycle of stimulation of the reproductive system by the long days of April (Silverin,  
284 1994; Dawson et al., 2001). At the end of the first series of tests the color treatments  
285 were reversed for all birds (see above), so that birds from each group could grow breast  
286 feathers of the color that previously characterized the other group. The second series  
287 of tests took place in Spring 2016 (April 28 to May 3, 2016), keeping the same pairs of  
288 stimulus birds as in the first trials.

289

290 The test apparatus used for assessing potential partner preferences was identical in  
291 both experiments and similar to the one described in Reparaz et al. (2014). Briefly, two  
292 identical test chambers were used simultaneously. Each test chamber was made of a  
293 large neutral area (approximately 4m<sup>2</sup>) and two semi-enclosed areas (approximately

294 1m<sup>2</sup> each) in front of the cages in which the stimulus birds were placed (Fig. S1). Artificial  
295 wooden "trees" were disposed in the neutral zone and in each stimulus zone. Each  
296 stimulus cage was constructed of wood and wire mesh, and affixed to a rolling base. A  
297 'natural sun' light bulb (Arcadia Compact Bird Lamp 20W, Arcadia Products, Redhill,  
298 United Kingdom) was installed in the top of each stimulus bird cage to allow for UV-  
299 coloration visibility, and each cage was equipped with four wooden perches. A curtain  
300 was installed in front of each two cages to conceal the stimulus birds from the subject  
301 bird as needed throughout the testing. Three wide-angle cameras were affixed in each  
302 test chamber, with one in the neutral area, and one in each of the two stimulus zones,  
303 to capture both subject and stimulus bird activities throughout the trials (Fig. S1).

304

305 Tested and stimulus birds were introduced in their respective compartments, with the  
306 curtains closed to prevent visual contacts between them. They were given 10 minutes  
307 to acclimate to the chamber/cages. After the acclimation period, the curtains were  
308 raised, and the first half of the mate preference trial took place for 20 minutes. After  
309 that time, the curtains were closed, and the stimulus cages were switched, in order to  
310 account for any side-bias of the subject birds. The second half of the trial took place over  
311 20 minutes. After testing, subjects were returned to their home cages. Each bird was  
312 tested only once in experiment 1, twice in experiment 2, i.e. once as canthaxanthin bird,  
313 and once as placebo bird, with four months in between the tests to allow birds to molt  
314 and change their chest plumage color.

315

### 316 Video analyses and data processing

317 Video footages from the mate preference tests were analyzed using the computer  
318 programs Observer XT (version 10.5, Noldus, Wageningen, The Netherlands) for  
319 experiment 1, and Solomon Coder (version beta 15.11.19, <https://solomoncoder.com>)  
320 for experiment 2. Footages were analyzed in terms of the time that subject birds spent  
321 in each of the three possible zones (neutral, right stimulus, left stimulus). Data from the  
322 two 20-min half trials of each test were pooled together for statistical analyses. Mate  
323 preference was inferred from the amount of time (in seconds) a tested bird spent near  
324 a particular stimulus bird. We also defined two other response variables that we called

325 "interest" and "preference strength" (see Reparaz et al., 2014). *Interest* was calculated  
326 to estimate the overall motivation of the subject birds during the experiment. This  
327 variable indicates the proportion of time that the subjects spent close to stimulus birds,  
328 and was calculated as follows:

329

$$330 \quad \frac{\textit{Time spent with stimulus 1} + \textit{Time spent with stimulus 2}}{\textit{Total duration of the test}}$$

331

332 The "total duration of the test" represents the cumulative time spent in the three  
333 possible zones of the test chamber. *Preference strength* indicated the strength of a  
334 subject's preference for any of the two stimulus birds it encountered in the test.  
335 Which stimulus bird is chosen is not considered here, preference strength only  
336 illustrates the magnitude of the bias for one of the two stimuli, whichever it is. In the  
337 present case, it is thus a simple way to assess how affirmative a bird is in its choice,  
338 and it has been shown to be context-dependent (Reparaz et al., 2014). Preference  
339 strength is defined as the relative amount of time spent with the chosen individual  
340 (the bird with which the subject spent >50% of the stimulus-zone time) compared to  
341 the time spent with both stimuli, and calculated as follows:

342

$$343 \quad \frac{\textit{Time spent with chosen stimulus}}{\textit{Time spent with stimulus 1} + \textit{Time spent with stimulus 2}}$$

344

### 345 *Statistical analyses*

346 We used a step approach to analyze the data from simple, starting from easily  
347 understandable tests on counts, to more elaborated tests on the exact time birds  
348 spent in the different zones of the apparatus.

349

#### 350 *Interest*

351 For both experiment 1 and 2, we started with a simple binomial test that compared  
352 the number of subject birds that spent the majority of their time in the zone of the  
353 stimulus birds with the number of birds that spent more time in the neutral zone. We  
354 next tested the effect of several explanatory variables on the level of interest. As

355 interest is a proportion, it was arcsine transformed to achieve normality. In  
356 experiment 1, we tested whether the level of interest differed between males and  
357 females, and varied depending on the time of the day, by including the sex of the  
358 subject birds (*female* or *male*) and time of day (continuous and centered to produce a  
359 variable with a mean of zero) as explanatory variables in a linear model. Preliminary  
360 analyses of the datasets showed that the behaviors of the birds were sometimes  
361 influenced by the time at which the birds were tested. To account for this bias, time of  
362 day will be included as a nuisance variable in all analyses that include covariates. For  
363 experiment 2, we also added an effect of the treatment of the subject birds  
364 (*canthaxanthin* or *placebo*), since in this experiment we not only compared the  
365 preferences of males and females, but also considered their color phenotypes, we  
366 used a linear mixed-model with individual ID as a random intercept to account for the  
367 fact that each bird was tested on two occasions.

368

#### 369 *Preference strength*

370 As preference strength is a proportion, it was also arcsine transformed to achieve  
371 normality. In experiment 1, we tested whether preference strength differed between  
372 males and females, and varied depending on the time of the day, by including the sex  
373 of the subject birds (*female* or *male*) and time of day (continuous and centered to  
374 produce a variable with a mean of zero) as explanatory variables in a linear model. In  
375 the model, preference strength was weighted by interest. In other words, subjects that  
376 spent more time with the stimulus birds in general (i.e. higher interest) were given more  
377 statistical weight in the analyses than subjects that were less interested (see Reparaz et  
378 al., 2014). For experiment 2, we also added an effect of the treatment of the subject  
379 birds (*canthaxanthin* or *placebo*), since in this experiment we not only compared the  
380 preferences of males and females, but also considered their color phenotypes, and we  
381 used a linear mixed-model with individual ID as a random intercept to account for the  
382 fact that each bird was tested on two occasions.

383

#### 384 *Which birds are chosen?*

385 For both experiments 1 and 2, we started with a simple binomial test that compared  
386 the number of subject birds that spent more time close to yellow (exp 1) or

387 canthaxanthin (exp 2) birds than to control (exp 1) or placebo (exp 2) birds. We then  
388 tested the effect of several explanatory variables on these counts, using generalized  
389 linear (mixed) models with binomial distributions. In experiment 1, we tested whether  
390 the number of birds that spent more time close to yellow or control birds differed  
391 between males and females, and varied depending on the time of the day, by  
392 including the sex of the subject birds and time of day as explanatory variables on a  
393 binary response variable (*control* or *yellow*) in a generalized linear model. For  
394 experiment 2, we also added an effect of the treatment of the subject birds, and its  
395 interaction with sex (to test for a possible self-reference phenotype matching  
396 mechanism) on the binary response variable (*canthaxanthin* or *placebo* bird chosen) in  
397 a generalized linear mixed model with individual ID as a random intercept.

398

399 Finally, instead of only considering counts of birds (which gives the same value to all  
400 choices, independently of whether the subject spent 51 or 100% of its time with the  
401 chosen stimulus), we analyzed the exact time (in seconds) subject birds spent close to  
402 each stimulus using linear mixed models. In experiment 1, we included the sex of the  
403 subject bird (*female* or *male*), the treatment of each stimulus bird (*control* or *yellow*),  
404 and their interactions as fixed effect. Since in the dataset we considered two time  
405 values for each subject bird (one time value for each stimulus), we included subject  
406 identity as a random intercept. Like for the analysis of preference strength, time was  
407 weighted by interest. We performed the same analysis for experiment 2, adding the  
408 effect of the treatment of the subject bird (*canthaxanthin* or *placebo*), its 2- and 3-way  
409 interactions with sex of subject birds (*female* or *male*) and treatment of stimulus birds  
410 (*canthaxanthin* or *placebo*), and the effect of time of testing (continuous, centered). In  
411 experiment 2, subject identity was also introduced as a random intercept to account  
412 for the fact that each subject has been tested twice, and that there are two time  
413 values per subject for each test.

414

415 Analyses were performed in *R* (version 3.2.1)(R-Core-Team, 2015), using the functions  
416 *binom.test*, *lm*, *glm*, and the functions *lmer* and *glmer* of the package *lme4* (Bates et  
417 al., 2015). Models were simplified using backward elimination of the non-significant  
418 terms, starting with the higher order interactions (Crawley, 2007). P-values were

419 obtained either by model comparisons between a model that includes and another  
420 that excluded the term of interest, or using the *anova* function of the package  
421 *lmerTest* (Kuznetsova et al., 2016) in the cases of *lmer* analyses. Post-hoc tests  
422 following (nearly) significant interactions were performed using the package *lsmeans*  
423 (Lenth, 2016). Confidence intervals of model estimates plotted on the figures were  
424 calculated using the package *bootpredictlme4* (Duursma, 2017).

425

## 426 **Results**

### 427 Experiment 1

#### 428 *Interest for stimulus birds*

429 On average, subject birds spent 74% of their time close to the stimulus birds, with  
430 birds spending more time in the stimulus-bird zone than in the larger neutral zone in  
431 39 of the 49 tests performed (binomial test,  $p < 0.001$ ). The level of interest for the  
432 stimulus birds did not differ between the sexes of the subject birds, and was not  
433 influenced by the time of day the birds were tested (table 1).

434

#### 435 *Preference strength*

436 On average female tended to express clearer preferences than males (females:  
437  $0.67 \pm 0.10$ , males:  $0.62 \pm 0.09$ ; mean  $\pm$  sd). This sex effect on preference strength was  
438 however not fully significant ( $p = 0.063$ , see table 1). There was no effect of the time of  
439 day the birds were tested (table 1).

440

#### 441 *Which stimulus bird do they choose?*

442 If we count the number of subjects that spent more time with yellow or control birds,  
443 significantly more subjects selected control birds than yellow birds, with controls  
444 selected in 33 out of 49 tests (binomial test,  $p = 0.02$ ). This preference for Control birds  
445 occurred both in males and females as revealed by the absence of a sex effect on  
446 which stimulus is chosen (general linear model,  $z = 0.30$ ,  $p = 0.76$ ), and was not  
447 influenced by the time birds were tested ( $z = 1.23$ ,  $p = 0.22$ ).

448 Analyzing the exact time the subject birds spent close to each of the two stimulus  
449 birds, instead of simply accounting for which stimulus bird was preferred overall, led



450 to similar conclusions, i.e. subjects spent more time close to control than to yellow  
451 birds ( $p=0.008$ , table 1). In this analysis, there was also a trend for an interaction  
452 between the sex of the subject and the treatment of the stimulus birds ( $p=0.096$ , see  
453 table 1), suggesting that the preference for control birds might be more pronounced in  
454 females than in males (Fig. 2A).

455

## 456 Experiment 2

### 457 *Interest for stimulus birds*

458 On average, subject birds spent 61% of their time close to the stimulus birds, with  
459 birds spending more time in the stimulus-bird zone than in the, larger, neutral zone in  
460 58 of the 90 tests performed (binomial test,  $p=0.008$ ). The level of interest for the  
461 stimulus birds did not differ between the treatments or sexes of the subject birds  
462 (table 2). There was however an effect of the time of the day at which the birds were  
463 tested, with birds slightly increasing their interest level as the day progresses (table 2).

464

### 465 *Preference strength*

466 Males did not differ from females in their preference strength (females:  $0.66\pm 0.13$ ;  
467 males:  $0.72\pm 0.14$ , mean $\pm$ sd) (table 2). Time of day and the treatment in which the  
468 subjects were did not influence the strength of preference either (table 2).

469

### 470 *Which stimulus bird do they choose?*

471 The result of the binomial test that compared the number of occasions subject birds  
472 spent more time close to canthaxanthin than to placebo birds, reveals that in the 86  
473 tests where the birds made a choice (i.e. did not stay all the time in the neutral zone,  
474 which only occurred four times), Canthaxanthin and Placebo stimulus birds were  
475 selected in 39 and 47 cases, respectively. Thus based on counts there is no overall  
476 preference for a stimulus category ( $p=0.45$ ). This analysis does not account for the sex  
477 of the subject birds, neither for their own treatment. Incorporating those factors, their  
478 interaction and the effect of time of day in a generalized linear mixed-model with a  
479 binary response variable (Canthaxanthin or Placebo) did not lead to any significant  
480 result (table S2).

481 By contrast, the result of the linear mixed-model using the exact time spent close to  
482 each stimulus bird (instead of the count) reveals a significant interaction between the  
483 sex of the subjects and the treatment of stimulus birds ( $p=0.002$ , Table 2, Fig. 2B).  
484 Post-hoc analyses reveal that females spent more time close to placebo than to  
485 canthaxanthin birds ( $p=0.001$ ), while males seem to spend similar amounts of times  
486 with each phenotype ( $p=0.33$ ). There was also a trend for assortative choice, indicated  
487 by the (not fully significant) interaction between the treatment of the subject and the  
488 stimulus birds ( $p=0.058$ ; Table 2 and fig. 3). If we run a post-hoc test on this interaction  
489 we find that Placebo subjects (males and females confounded) preferentially select  
490 Placebo stimuli ( $p=0.01$ ), and canthaxanthin subjects tend to spend more time with  
491 canthaxanthin stimuli ( $p=0.08$ ). This should however be interpreted cautiously since  
492 the interaction is not fully significant.  
493  
494

## 495 **Discussion**

496

497 Our experiments show that male and female blue tits do not differ in their overall  
498 interest for prospective mates. Similarly, males expressed comparable levels of  
499 preference than females, suggesting that mutual mate choice exists in this species. The  
500 only sexual difference found was in the second experiment, where the preference for  
501 paler congeners was more pronounced in females than in males. Finally, we did not  
502 find strong evidence for an assortative mate preference in blue tits, even though we  
503 found that pale birds tended to select birds that are themselves pale.

504

505 The results described here quite clearly show that male and female blue tits are  
506 mutually attracted by the opposite sex. They add to the growing body of literature that  
507 suggests that male mate choice is common in birds and other organisms (reviewed in  
508 Hare and Simmons, 2019; Doutrelant et al., 2020). We did not measure mate choice  
509 *per se* in our apparatus since birds were not allowed to pair and reproduce together,  
510 but rather a sexual, or eventually social (see below), mate preference. Actual mate  
511 choice in the wild depends on a number of other parameters than mate preferences,  
512 including environmental conditions, availability of preferred phenotypes, time and  
513 effort allocated to prospecting mates, time of season and intra-sexual competition  
514 (Jennions and Petrie, 1997; Cotton et al., 2006; Botero and Rubenstein, 2012; Kuijper  
515 et al., 2012; Auld et al., 2017; Zandberg et al., 2017). Nevertheless, mate choice is the  
516 manifestation of a mate preference (Cotton et al., 2006). In any case, similar mutual  
517 mate preferences in this species were also described in earlier works by Hunt and  
518 colleagues (1999), who specifically tested the preferences for the UV-blue coloration  
519 of the crest, and in a recent meta analysis conducted on four populations over 10  
520 years, which suggested a low but positive assortative mating for both the blue and the  
521 yellow ornaments (Fargevieille et al., 2017).

522

523 Carotenoid-based colors have been found to signal capacity to raise an immune  
524 response (Faivre et al., 2003; Saks et al., 2003; reviewed in Simons et al., 2012) and so  
525 could potentially signal high-quality over low- quality individuals (Andersson, 1994;

526 Jones and Ratterman, 2009; Doutrelant et al., 2012; Wells et al., 2015). A pale plumage  
527 contains less carotenoids, it is therefore surprising that in both experiments, our blue  
528 tits did not prefer the most colored morph, corresponding to birds displaying more  
529 carotenoid in their plumage and, by extension, potentially higher quality mate. In  
530 experiment 1, pale birds were selected more often than colorful birds. This result was  
531 robust as indicated by the fact that it was already significant in the initial binomial test  
532 based on counts (number of birds that spent more time near to controls). It also  
533 suggested the existence of an assorted mating (see below). This preference for pale  
534 birds was apparent in both sexes (table 1), although it tended to be more pronounced  
535 in females (Fig. 2A). Experiment 2 confirmed these results. Even if the same binomial  
536 test did not reveal any striking preference this time, analyzing the exact time spent  
537 with the different stimulus birds, indeed showed again that female blue tits  
538 preferentially selected the least colorful males (Fig. 2B).

539 Preference for partners presenting lower values of signals has already been reported  
540 in the literature, both from studies conducted in the field and in captivity. Female pied  
541 flycatchers (*Ficedula hypoleuca*) and house sparrows of some wild populations were  
542 described to prefer less-ornamented partners (Saetre et al., 1997; Griffith et al., 1999).  
543 If the reason for this preference was quite clearly established in the first case, with  
544 females that would show this preference to more surely avoid hybridization with the  
545 closely related collared flycatcher (*Ficedula albicollis*) (Saetre et al., 1997), the sparrow  
546 case was less clear. In fishes, captive male sticklebacks (*Gasterosteus aculeatus*) were  
547 shown to prefer drab over red females. The author argued that avoidance of redder  
548 females might in fact be a side-effect of a mechanism of avoidance of aggressive  
549 interactions in male-male competition, and not a preference for drab females *per se*  
550 (Nordeide, 2002). As we can see, in the few cases where it has been reported,  
551 preference for less-ornamented partners generally arises from specific, context-  
552 dependent, situations (Griffith et al., 1999), and not from a general preference for dull  
553 colors. In the case of blue tits, we can only speculate on why this preference for pale-  
554 chested birds occurred, and we think that four main hypotheses can be drawn from  
555 these results, hypotheses that will need to be tested in the future.

556

557 First, we know that mate preference can be influenced by genetic and cultural factors  
558 (i. e. Dugatkin, 1996). A genetically inherited preference for paler individuals seems  
559 highly improbable, but a mating preference mechanism based on sexual imprinting  
560 early in life, or on the most common social phenotype encountered thereafter, could  
561 explain the results found, at least in experiment 1. In this experiment we only colored  
562 the stimulus birds, not the subject birds, and only soon before the start of the  
563 experiment. All subjects and their aviary mates have had a pale chest since their first  
564 pre-basic molt, and were therefore used to encounter and interact with other pale  
565 congeners. However, while pale birds was the most common phenotype they met for  
566 most of the time, birds had a natural, yellow-colored chest during their first months of  
567 life in captivity (pers. observations), thanks to the carotenoids present in the food  
568 brought by their parents at the nest (chicks were brought to the lab when they were  
569 around 10-days old, but were raised in natural conditions by their parents before that,  
570 see methods). Birds only acquired a pale chest after their first pre-basic molt, which  
571 occurred a few months after birth (July for birds born in May). In addition, the parents  
572 that feed them at the nest for the first 10 days of life were of the natural, yellow  
573 phenotype. An early sexual imprinting on pale-chest birds could therefore not explain  
574 the observed preference for pale birds. It remains however possible that social  
575 associations later in life could have played a role, and this was taken into account in  
576 the design of experiment 2. In this experiment, bird food was indeed supplemented  
577 with canthaxanthin or a placebo *before* the onset of their first pre-basic moult,  
578 meaning that contrary to what happened in experiment 1, birds in experiment 2 went  
579 directly from their initial yellow plumage to either one of the two experimental colors,  
580 only half of which were pale. Furthermore, birds were housed in aviaries in a way that  
581 they could always see both color morphs (see methods). The preference for pale-  
582 chested birds in this second experiment could thus hardly be explained by early sexual  
583 imprinting, or by social habituation later in life.

584

585

586 Second, more colored individuals might be more aggressive individuals (Senar, 2006;  
587 Tobias et al., 2012) (but see McGraw and Hill, 2000). If pairing with an aggressive  
588 partner might confer direct and indirect benefits in terms of territory defense and

589 genes conferring more vigor to offspring, it may also come at the cost of being more  
590 aggressed. In captivity, where space is often limited, pairing with an aggressive partner  
591 can lead to reproductive failure (Caro et al., 2007). Therefore, in confined environment  
592 like the one in which our birds are raised, mate preference rules might differ from  
593 what has been theorized (Wang et al., 2017), and selecting a paler, potentially less  
594 aggressive, partner might be advantageous, especially for females that are slightly  
595 smaller than males (Blondel et al., 1999). We know in our populations that males and  
596 females with higher value of yellow chroma are more aggressive toward human  
597 intruders (Mercier-Gauthier, Doutrelant, Dubuc Messier, Charmantier, Réale, unpubl.  
598 data ), and that duller females are less aggressive toward other blue tit females  
599 (Midamegbe et al., 2011). Alternatively, even if we believe that the results reported  
600 here depict a sexual preference because birds were primed into a reproductive state  
601 (see methods), we cannot exclude that there might have been a social dimension to  
602 the preferences expressed, with males and females choosing a partner with which to  
603 spend time rather than to breed. In this case, selecting a less aggressive social partner  
604 would seem more appropriate. A different experimental setup with more than two  
605 possible choices, and which would include one or several individuals of the same sex  
606 as the focal bird, could have shed some light on this social pairing possibility (e.g.  
607 Griggio et al., 2011). In any case, like in the stickelback example (Nordeide, 2002),  
608 avoiding aggressiveness might be a possible mechanism explaining the preferences for  
609 paler individuals observed in our experiments.

610

611 Third, since potential competitors and mates are most probably assessed based on a  
612 variety of signals (Bro-Jorgensen, 2010; Ligon and McGraw, 2016), it might be the  
613 overall homogeneity of signals that matters, more than one signal taken  
614 independently from the others. In blue tits, individuals with a yellower plumage also  
615 tend to have more UV in the blue part of the plumage (Mercier Gauthier et al., unpub.  
616 data). Accordingly, Kurvers et al. (2010) found that female blue tits expressed a  
617 preference for males with UV-enhanced crowns, but only if those males also had a  
618 yellower chest plumage, otherwise females selected the UV-reduced males. This  
619 suggests that choosing birds might pay attention to an ensemble of traits and prefer  
620 those individuals that are more homogenous in their different color signals. In our

621 experiments, like in most other experiments manipulating color phenotypes, we only  
622 manipulated one single trait (i.e. the color of the chest). Since the diet that our birds  
623 receive in captivity is obviously less diversified than what free-roaming birds eat in the  
624 wild, it is possible that long-term housing in captivity induces a general decrease in  
625 plumage quality. Although we only manipulated the chest color of our birds, we also  
626 collected some blue crown feathers from the birds used in our second experiment.  
627 Comparing the brightness, hue and UV chroma of those UV-blue feathers between the  
628 two groups shows that the diet supplemented with canthaxanthin did not affect any of  
629 those parameters (Brightness:  $p=0.7$ ; hue:  $p=0.2$ ; chroma:  $p=0.9$ ; data not shown). This  
630 suggests that only enhancing the chest color might have increased the contrast  
631 between the different parts of the plumage, which in turn could have been  
632 counterselected. This could explain why less-colored birds were preferred in both  
633 experiments. Future studies of mate-preference, adopting a multi-modal approach  
634 manipulating several plumage traits simultaneously, will shed light on whether birds  
635 assess potential mates based on a variety of signals.

636

637 Finally, assortative mating could also explain the results described in this study. In  
638 experiment 1, all subjects had a pale chest, and they preferentially selected birds that  
639 were themselves pale, leading to a clear preference for individuals that were assorted  
640 to the subjects. This result in fact led to experiment 2, where one of the goals was to  
641 further test this hypothesis of assortative mating, presumably based on a mechanism  
642 of self-referent phenotype matching. In this second experiment, where the colors of  
643 both the stimulus and the subject birds were manipulated at an early stage, there was  
644 a trend for an interaction between the treatments of the subject and of the stimulus  
645 birds, and in the predicted direction: birds tended to spend more time with congeners  
646 of the same chest phenotype as their own. Self-reference phenotype matching was  
647 certainly not robust in our second experiment (not visible in the simple tests based on  
648 counts of birds, and interaction not fully significant when analyzing the exact time  
649 spent), but sufficiently to suggest that it might exist in blue tits, and sufficiently to call  
650 for additional studies on this specific question. A recent study testing for assortative  
651 mating for coloration in wild blue tits analyzed the matching of more than 1500 pairs  
652 across multiple populations and over 10 years. If authors found some evidence for

653 positive assortative mating across populations, there were large spatio-temporal  
654 variations (Fargevieille et al., 2017), confirming that mate preference can be very labile  
655 in the wild (Chaine and Lyon, 2008).

656

657 In conclusion, this study suggests that mutual mate preference exists in blue tits,  
658 which makes sense in a species where both sexes invest a lot in parental care  
659 (Johnstone et al., 1996; Kokko and Johnstone, 2002). Results also show that the color  
660 of the breast does influence mate preference. We additionally asked whether the  
661 phenotype of the subjects influences the preference they express, but did not fully  
662 resolve this question yet. Using a more integrative measure of quality like the one  
663 proposed by Wang et al. (2017), which takes more than one phenotypic trait into  
664 account, seems a promising way to further our understanding of the importance of  
665 phenotype matching in mate preferences. Asking this question both in captivity and in  
666 the wild also seems important to give a broader picture of the mate preference  
667 dynamics in this, and other species.

668

## 669 **Funding**

670 This work was supported by the Fyssen Foundation (research grant to SPC); the  
671 Netherlands Organization for Scientific research (NWO-VENI grant to SPC), and by  
672 Wallonie-Bruxelles International (WBI-World grant to SPC).

673

## 674 **Acknowledgments**

675 We thank Marylou Aaldering, Franca Kropman, Bart van Lith, and many other animal  
676 caretakers for their help with hand-feeding the chicks and taking good care of the  
677 birds. Maria Del Rey, Amélie Fargevieille and Benjamin Deletrez for their help with  
678 measuring feather coloration. Marcel Visser, Kate Lessells, Ralf Kurvers and Marc  
679 Naguib for helpful discussions prior to the experiments, and two anonymous reviewers  
680 for their very constructive comments. We also thank DSM Nutritional Products Ltd for  
681 providing the carotenoid products, especially the placebo, used in experiment 2.

682 Analyses reported in this article can be reproduced using the data provided by Caro et  
683 al. (2021).



684 **References**

- 685 Amundsen T, 2000. Why are female birds ornamented? *TREE* 15:149-155.
- 686 Amundsen T, Forsgren E, 2001. Male mate choice selects for female coloration in a  
687 fish. *Proc Natl Acad Sci USA* 98:13155-13160.
- 688 Amundsen T, Forsgren E, Hansen LTT, 1997. On the function of female ornaments:  
689 male bluethroats prefer colourful females. *Proc R Soc B* 264:1579-1586.
- 690 Andersson M, 1994. Sexual selection. Princeton: University Press.
- 691 Andersson S, Ornborg J, Andersson M, 1998. Ultraviolet sexual dimorphism and  
692 assortative mating in blue tits. *Proc R Soc B* 265:445-450.
- 693 Auld HL, Ramnarine IW, Godin JGJ, 2017. Male mate choice in the Trinidadian guppy is  
694 influenced by the phenotype of audience sexual rivals. *Behav Ecol* 28:362-372.
- 695 Bates D, Machler M, Bolker BM, Walker SC, 2015. Fitting Linear Mixed-Effects Models  
696 Using lme4. *J Stat Soft* 67:1-48.
- 697 Biard C, Surai PF, Moller AP, 2006. Carotenoid availability in diet and phenotype of  
698 blue and great tit nestlings. *J Exp Biol* 209:1004-1015.
- 699 Blondel J, Dias PC, Perret P, Maistre M, Lambrechts MM, 1999. Selection-based  
700 biodiversity at a small spatial scale in a low-dispersing insular bird. *Science*  
701 285:1399-1402.
- 702 Blount JD, Metcalfe NB, Birkhead TR, Surai PF, 2003. Carotenoid modulation of  
703 immune function and sexual attractiveness in zebra finches. *Science* 300:125-  
704 127.
- 705 Bonduriansky R, 2001. The evolution of male mate choice in insects: a synthesis of  
706 ideas and evidence. *Biol Rev* 76:305-339.
- 707 Botero CA, Rubenstein DR, 2012. Fluctuating environments, sexual selection and the  
708 evolution of flexible mate choice in birds. *PLoS ONE* 7.
- 709 Bro-Jorgensen J, 2010. Dynamics of multiple signalling systems: animal communication  
710 in a world in flux. *TREE* 25:292-300.
- 711 Byers BE, Kroodsma DE, 2009. Female mate choice and songbird song repertoires.  
712 *Anim Beh* 77:13-22.
- 713 Byrne PG, Rice WR, 2006. Evidence for adaptive male mate choice in the fruit fly  
714 *Drosophila melanogaster*. *Proc R Soc B* 273:917-922.
- 715 Caro SP, Lambrechts MM, Balthazart J, Perret P, 2007. Non-photoperiodic factors and  
716 timing of breeding in blue tits: Impact of environmental and social influences in  
717 semi-natural conditions. *Behav Proc* 75:1-7.
- 718 Caro SP, Pierre L, Berges M, Bakker R, Doutrelant C, Bonadonna F, 2021 Data from:  
719 Mutual mate preference and assortative mating in relation to a carotenoid-  
720 based color trait in blue tits (doi:10.5061/dryad.p8cz8w9qq).
- 721 Caro SP, Sewall KB, Salvante KG, Sockman KW, 2010. Female Lincoln's sparrows  
722 modulate their behavior in response to variation in male song quality. *Behav*  
723 *Ecol* 21:562-569.
- 724 Chaine AS, Lyon BE, 2008. Adaptive plasticity in female mate choice dampens sexual  
725 selection on male ornaments in the lark bunting. *Science* 319:459-462.
- 726 Clutton-Brock T, 2009. Sexual selection in females. *Anim Beh* 77:3-11.
- 727 Cotton S, Small J, Pomiankowski A, 2006. Sexual selection and condition-dependent  
728 mate preferences. *Cur Biol* 16:R755-R765.

729 Courtiol A, Etienne L, Feron R, Godelle B, Rousset F, 2016. The evolution of mutual  
730 mate choice under direct benefits. *The American naturalist* 188:521-538.

731 Crawley MJ, 2007. *The R book*: John Wiley & Sons, Ltd.

732 Dale J, Dey CJ, Delhey K, Kempenaers B, Valcu M, 2015. The effects of life history and  
733 sexual selection on male and female plumage colouration. *Nature* 527:367-370.

734 Dale S, Slagsvold T, 1994. Male pied flycatchers do not choose mates. *Anim Beh*  
735 47:1197-1205.

736 Davies NB, Krebs JR, West SA, 2012. *An introduction to behavioural ecology*, 4th ed:  
737 Wiley-Blackwell.

738 Dawson A, King VM, Bentley GE, Ball GF, 2001. Photoperiodic control of seasonality in  
739 birds. *J Biol Rhythms* 16:365-380.

740 Delhey K, Johnsen A, Peters A, Andersson S, Kempenaers B, 2003. Paternity analysis  
741 reveals opposing selection pressures on crown coloration in the blue tit (*Parus*  
742 *caeruleus*). *Proc R Soc B* 270:2057-2063.

743 Delhey K, Peters A, Johnsen A, Kempenaers B, 2007. Fertilization success and UV  
744 ornamentation in blue tits *Cyanistes caeruleus*: correlational and experimental  
745 evidence. *Behav Ecol* 18:399-409.

746 Domb LG, Pagel M, 2001. Sexual swellings advertise female quality in wild baboons.  
747 *Nature* 410:204-206.

748 Doutrelant C, Fargevieille A, Grégoire A, 2020. Evolution of female coloration: What  
749 have we learned from birds in general and blue tits in particular. In: Naguib M,  
750 Barrett L, Healy SD, Podos J, Simmons LW, Zuk M, editors. *Advances in the*  
751 *Study of Behavior*: Academic Press. p. 123-202.

752 Doutrelant C, Grégoire A, Grnac N, Gomez D, Lambrechts MM, Perret P, 2008. Female  
753 coloration indicates female reproductive capacity in blue tits. *J Evol Biol*  
754 21:226-233.

755 Doutrelant C, Grégoire A, Midamegbe A, Lambrechts M, Perret P, 2012. Female  
756 plumage coloration is sensitive to the cost of reproduction. An experiment in  
757 blue tits. *J Anim Ecol* 81:87-96.

758 Drent PJ, van Oers K, van Noordwijk AJ, 2003. Realized heritability of personalities in  
759 the great tit (*Parus major*). *Proc R Soc B* 270:45-51.

760 Dugatkin LA, 1996. Interface between culturally based preferences and genetic  
761 preferences: Female mate choice in *Poecilia reticulata*. *Proc Natl Acad Sci USA*  
762 93:2770-2773.

763 Duursma R, 2017. bootpredictlme4: predict method for lme4 with bootstrap.

764 Faivre B, Gregoire A, Preault M, Cezilly F, Sorci G, 2003. Immune activation rapidly  
765 mirrored in a secondary sexual trait. *Science* 300:103-103.

766 Fargevieille A, Gregoire A, Charmantier A, Granado MD, Doutrelant C, 2017.  
767 Assortative mating by colored ornaments in blue tits: space and time matter.  
768 *Ecology and Evolution* 7:2069-2078.

769 Ferns PN, Hinsley SA, 2008. Carotenoid plumage hue and chroma signal different  
770 aspects of individual and habitat quality in tits. *Ibis* 150:152-159.

771 Fisher RA, 1915. The evolution of sexual preference. *Eugen Rev* 7:184-192.

772 Fitzpatrick CL, Altmann J, Alberts SC, 2015. Exaggerated sexual swellings and male  
773 mate choice in primates: testing the reliable indicator hypothesis in the  
774 Amboseli baboons. *Anim Beh* 104:175-185.

775 Garcia-Navas V, Ferrer ES, Sanz JJ, 2012. Plumage yellowness predicts foraging ability  
776 in the blue tit *Cyanistes caeruleus*. Biological Journal of the Linnean Society  
777 106:418-429.

778 Goodwin TW, 1984. The biochemistry of the carotenoids. Doordrecht: Springer.

779 Griffith SC, Owens IPF, Burke T, 1999. Female choice and annual reproductive success  
780 favour less-ornamented male house sparrows. Proc R Soc B 266:765-770.

781 Griggio M, Biard C, Penn DJ, Hoi H, 2011. Female house sparrows "count on" male  
782 genes: experimental evidence for MHC-dependent mate preference in birds.  
783 BMC Evolutionary Biology 11:7.

784 Griggio M, Hoi H, 2010. Only females in poor condition display a clear preference and  
785 prefer males with an average badge. BMC Evolutionary Biology 10.

786 Griggio M, Valera F, Casas A, Pilastro A, 2005. Males prefer ornamented females: a  
787 field experiment of male choice in the rock sparrow. Anim Beh 69:1243-1250.

788 Hare RM, Simmons LW, 2019. Sexual selection and its evolutionary consequences in  
789 female animals. Biol Rev 94:929-956.

790 Hill GE, McGraw KJ, 2006. Bird coloration: function and evolution. Cambridge: Harvard  
791 University Press.

792 Holveck M-J, Riebel K, 2010. Low-quality females prefer low-quality males when  
793 choosing a mate. Proc R Soc B 277:153-160.

794 Hunt J, Brooks R, Jennions MD, 2005. Female mate choice as a condition-dependent  
795 life-history trait. Am Nat 166:79-92.

796 Hunt S, Bennett ATD, Cuthill IC, Griffiths R, 1998. Blue tits are ultraviolet tits. Proc R  
797 Soc B 265:451-455.

798 Hunt S, Cuthill IC, Bennett ATD, Griffiths R, 1999. Preferences for ultraviolet partners in  
799 the blue tit. Anim Beh 58:809-815.

800 Isaksson C, Ornborg J, Prager M, Andersson S, 2008. Sex and age differences in  
801 reflectance and biochemistry of carotenoid-based colour variation in the great  
802 tit *Parus major*. Biological Journal of the Linnean Society 95:758-765.

803 Jennions MD, Petrie M, 1997. Variation in mate choice and mating preferences: A  
804 review of causes and consequences. Biol Rev Cambridge Philosophic Soc  
805 72:283-327.

806 Johnstone RA, Reynolds JD, Deutsch JC, 1996. Mutual mate choice and sex differences  
807 in choosiness. Evolution 50:1382-1391.

808 Jones AG, Ratterman NL, 2009. Mate choice and sexual selection: What have we  
809 learned since Darwin? Proc Natl Acad Sci USA 106:10001-10008.

810 Jones IL, Hunter FM, 1993. Mutual sexual selection in a monogamous seabird. Nature  
811 362:238-239.

812 Kimmitt AA, Dietz SL, Reichard DG, Ketterson ED, 2018. Male courtship preference  
813 during seasonal sympatry may maintain population divergence. Ecology and  
814 Evolution 8:11833-11841.

815 Koch RE, Hill GE, 2018. Do carotenoid-based ornaments entail resource trade-offs? An  
816 evaluation of theory and data. Funct Ecol 32:1908-1920.

817 Kokko H, Johnstone RA, 2002. Why is mutual mate choice not the norm? Operational  
818 sex ratios, sex roles and the evolution of sexually dimorphic and monomorphic  
819 signalling. Phil Trans R Soc B 357:319-330.

820 Kraaijeveld K, Kraaijeveld-Smit FJL, Komdeur J, 2007. The evolution of mutual  
821 ornamentation. Anim Beh 74:657-677.

822 Kuijper B, Pen I, Weissing FJ, 2012. A guide to sexual selection theory. In: Futuyma DJ,  
823 editor. *Ann Rev Ecol Evol Syst* Palo Alto: Annual Reviews. p. 287-311.

824 Kurvers RHJM, Delhey K, Roberts ML, Peters A, 2010. No consistent female preference  
825 for higher crown UV reflectance in Blue Tits *Cyanistes caeruleus*: a mate choice  
826 experiment. *Ibis* 152:393-396.

827 Kuznetsova A, Brockhoff PB, Christensen RHB. 2016. lmerTest: Tests in Linear Mixed  
828 Effects Models. R package version 2.0-30.

829 Lande R, 1980. Sexual dimorphism, sexual selection, and adaptation in polygenic  
830 characters. *Evolution* 34:292-305.

831 LeBas NR, Marshall NJ, 2000. The role of colour in signalling and male choice in the  
832 agamid lizard *Ctenophorus ornatus*. *Proc R Soc B* 267:445-452.

833 Lenth RV, 2016. Least-Squares Means: The R Package lsmeans. *J Stat Soft* 69:1-33.

834 Ligon RA, McGraw KJ, 2016. Social costs enforce honesty of a dynamic signal of  
835 motivation. *Proc R Soc B* 283:7.

836 McGraw KJ, Hill GE, 2000. Carotenoid-based ornamentation and status signaling in the  
837 house finch. *Behav Ecol* 11:520-527.

838 Midamegbe A, Gregoire A, Perret P, Doutrelant C, 2011. Female-female aggressiveness  
839 is influenced by female coloration in blue tits. *Anim Beh* 82:245-253.

840 Midamegbe A, Gregoire A, Staszewski V, Perret P, Lambrechts MM, Boulinier T,  
841 Doutrelant C, 2013. Female blue tits with brighter yellow chests transfer more  
842 carotenoids to their eggs after an immune challenge. *Oecologia* 173:387-397.

843 Muma KE, Weatherhead PJ, 1989. Male traits expressed in females: direct or indirect  
844 sexual selection? *Behav Ecol Sociobiol* 25:23-31.

845 Nordeide JT, 2002. Do male sticklebacks prefer females with red ornamentation? *Can J*  
846 *Zool* 80:1344-1349.

847 Olsson M, 1993. Male-preference for large females and assortative mating for body  
848 size in the sand lizard (*Lacerta agilis*). *Behav Ecol Sociobiol* 32:337-341.

849 Parker TH, 2013. What do we really know about the signalling role of plumage colour  
850 in blue tits? A case study of impediments to progress in evolutionary biology.  
851 *Biol Rev* 88:511-536.

852 Peters A, Delhey K, Johnsen A, Kempenaers B, 2007. The condition-dependent  
853 development of carotenoid-based and structural plumage in nestling blue tits:  
854 Males and females differ. *Am Nat* 169:S122-S136.

855 Pizzari T, Cornwallis CK, Lovlie H, Jakobsson S, Birkhead TR, 2003. Sophisticated sperm  
856 allocation in male fowl. *Nature* 426:70-74.

857 Price DK, 1996. Sexual selection, selection load and quantitative genetics of zebra finch  
858 bill colour. *Proc R Soc B* 263:217-221.

859 Pryke SR, Griffith SC, 2007. The relative role of male vs. female mate choice in  
860 maintaining assortative pairing among discrete colour morphs. *J Evol Biol*  
861 20:1512-1521.

862 R-Core-Team. 2015. R: A language and environment for statistical computing.: R  
863 Foundation for Statistical Computing. R Foundation for Statistical Computing,  
864 Vienna, Austria. URL <http://www.R-project.org/>.

865 Remy A, Gregoire A, Perret P, Doutrelant C, 2010. Mediating male-male interactions:  
866 the role of the UV blue crest coloration in blue tits. *Behav Ecol Sociobiol*  
867 64:1839-1847.

868 Reparaz LB, van Oers K, Naguib M, Doutrelant C, Visser ME, Caro SP, 2014. Mate  
869 preference of female blue tits varies with experimental photoperiod. Plos One  
870 9:e92527.

871 Reudink MW, Studds CE, Marra PP, Kurt Kyser T, Ratcliffe LM, 2009. Plumage  
872 brightness predicts non-breeding season territory quality in a long-distance  
873 migratory songbird, the American redstart *Setophaga ruticilla*. J Avian Biol  
874 40:34-41.

875 Roberts NS, Mendelson TC, 2017. Male mate choice contributes to behavioural  
876 isolation in sexually dimorphic fish with traditional sex roles. Anim Beh 130:1-7.

877 Robertson JGM, 1990. Female choice increases fertilization success in the Australian  
878 frog, *Uperoleia laevis*. Anim Beh 39:639-645.

879 Roulin A, Jungi TW, Pfister H, Dijkstra C, 2000. Female barn owls (*Tyto alba*) advertise  
880 good genes. Proc R Soc B 267:937-941.

881 Saetre GP, Moum T, Bures S, Kral M, Adamjan M, Moreno J, 1997. A sexually selected  
882 character displacement in flycatchers reinforces pre-mating isolation. Nature  
883 387:589-592.

884 Saks L, Ots I, Horak P, 2003. Carotenoid-based plumage coloration of male  
885 greenfinches reflects health and immunocompetence. Oecologia 134:301-307.

886 Sargent RC, Gross MR, Vandenberghe EP, 1986. Male mate choice in fishes. Anim Beh  
887 34:545-550.

888 Schlupp I, 2018. Male mate choice in livebearing fishes: an overview. Curr Zool 64:393-  
889 403.

890 Searcy WA, 1992. Measuring responses of female birds to male song. In: McGregor PK,  
891 editor. Playback and studies of animal communication New York: Plenum Press.  
892 p. 175-189.

893 Senar JC, 2006. Color displays as intrasexual signals of aggression and dominance. In:  
894 Hill G, K. M, editors. Bird Coloration 2: Function and Evolution Cambridge,  
895 Massachusetts: Harvard University Press.

896 Senar JC, Figuerola J, Pascual J, 2002. Brighter yellow blue tits make better parents.  
897 Proc R Soc B 269:257-261.

898 Silver R, Ramos C, Machuca H, Silverin B, 1992. Immunocytochemical Distribution of  
899 GnRH in the Brain of Adult and Posthatching Great Tit *Parus-Major* and Ring  
900 Dove *Streptopelia-Roseogrisea*. Orn Scan 23:222-232.

901 Silverin B, 1994. Photoperiodism in male great tits (*Parus major*). Ethology, Ecology and  
902 Evolution 6:131-157.

903 Simons MJP, Cohen AA, Verhulst S, 2012. What does carotenoid-dependent coloration  
904 tell? Plasma carotenoid level signals immunocompetence and oxidative stress  
905 state in birds-A meta-analysis. Plos One 7:e43088.

906 Smith JM, 1991. Theories of sexual selection. TREE 6:146-151.

907 Titulaer M, van Oers K, Naguib M, 2012. Personality affects learning performance in  
908 difficult tasks in a sex-dependent way. Anim Beh 83:723-730.

909 Tobias JA, Montgomerie R, Lyon BE, 2012. The evolution of female ornaments and  
910 weaponry: social selection, sexual selection and ecological competition. Phil  
911 Trans R Soc B 367:2274-2293.

912 Trivers RL, 1972. Parental investment and sexual selection. In: B C, editor. Sexual  
913 selection and the descent of man, 1871-1971 London: Heinemann Education.  
914 p. 136-179.

915 Wang D, Forstmeier W, Kempenaers B, 2017. No mutual mate choice for quality in  
916 zebra finches: Time to question a widely-held assumption. *Evolution* 71:2661-  
917 2676.

918 Weiss SL, 2006. Female-specific color is a signal of quality in the striped plateau lizard  
919 (*Sceloporus virgatus*). *Behav Ecol* 17:726-732.

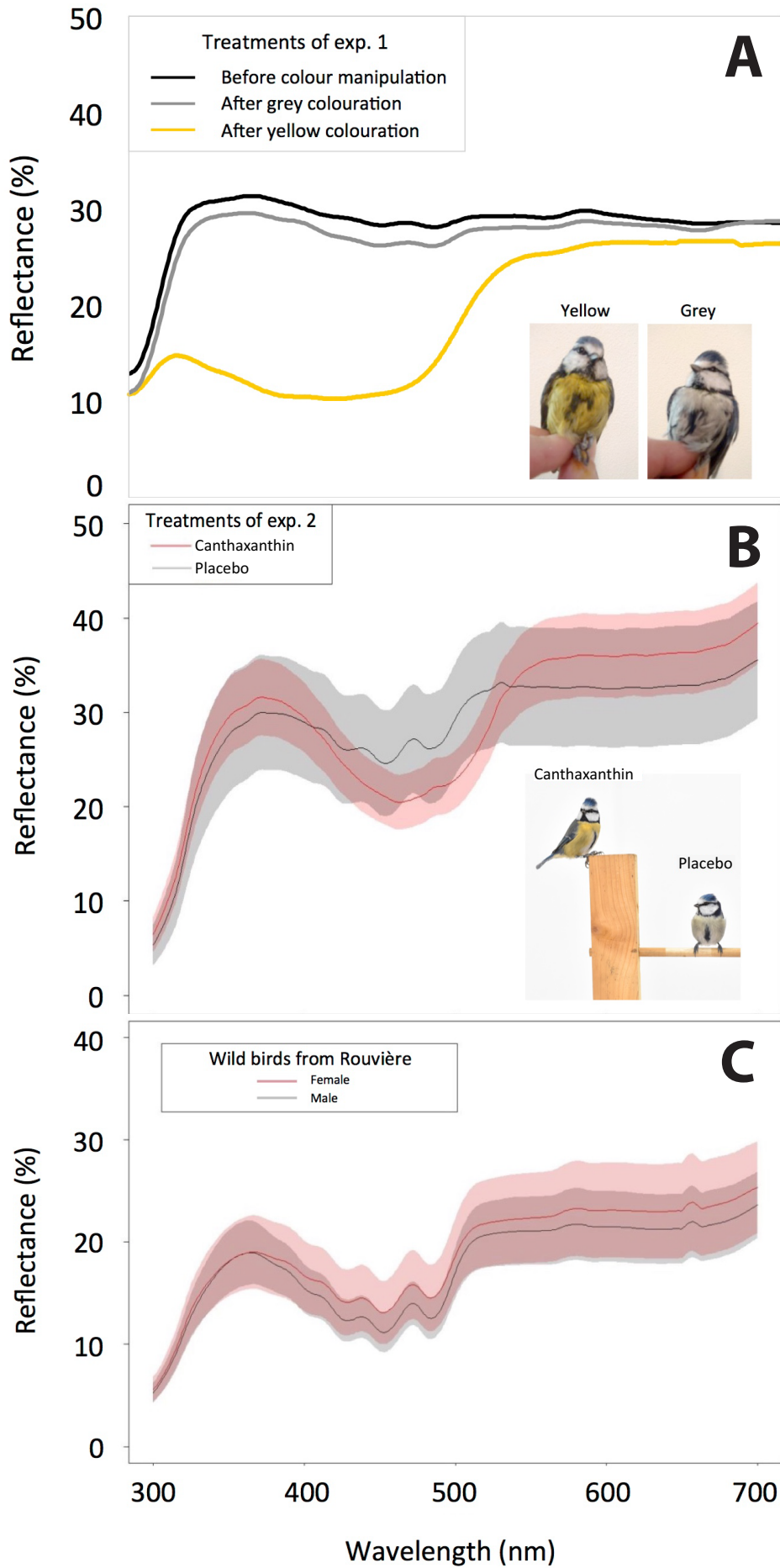
920 Wells SJ, Ji WH, Dale J, Jones B, Gleeson D, 2015. Male size predicts extrapair paternity  
921 in a socially monogamous bird with extreme sexual size dimorphism. *Behav*  
922 *Ecol* 26:200-206.

923 Williams TD, 2012. *Physiological adaptation for breeding in birds*: Princeton University  
924 Press.

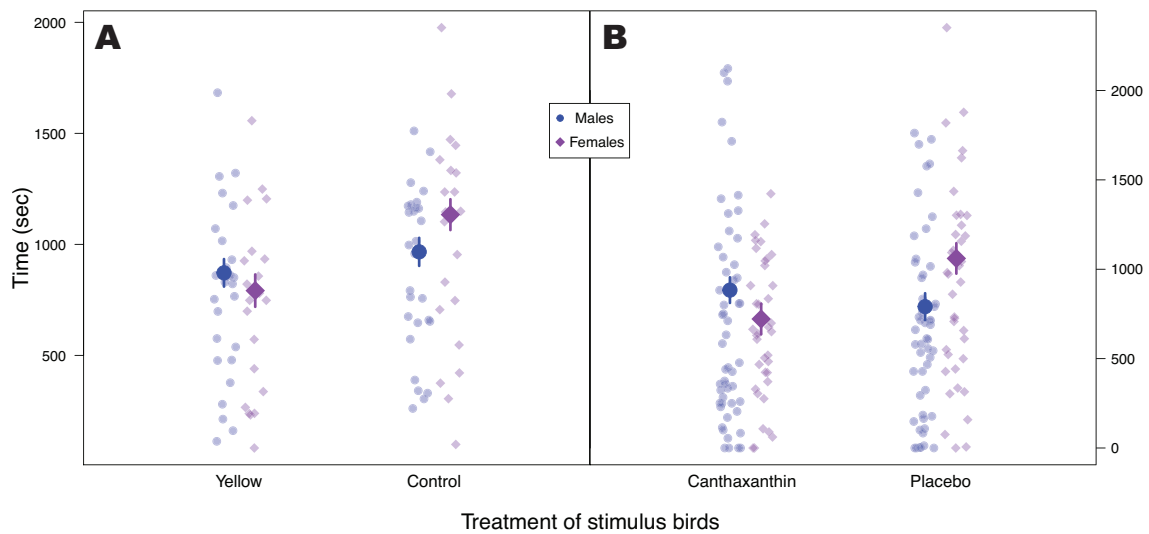
925 Zandberg L, Gort G, van Oers K, Hinde CA, 2017. Direct fitness benefits explain mate  
926 preference, but not choice, for similarity in heterozygosity levels. *Ecol Lett*  
927 20:1306-1314.

928

929



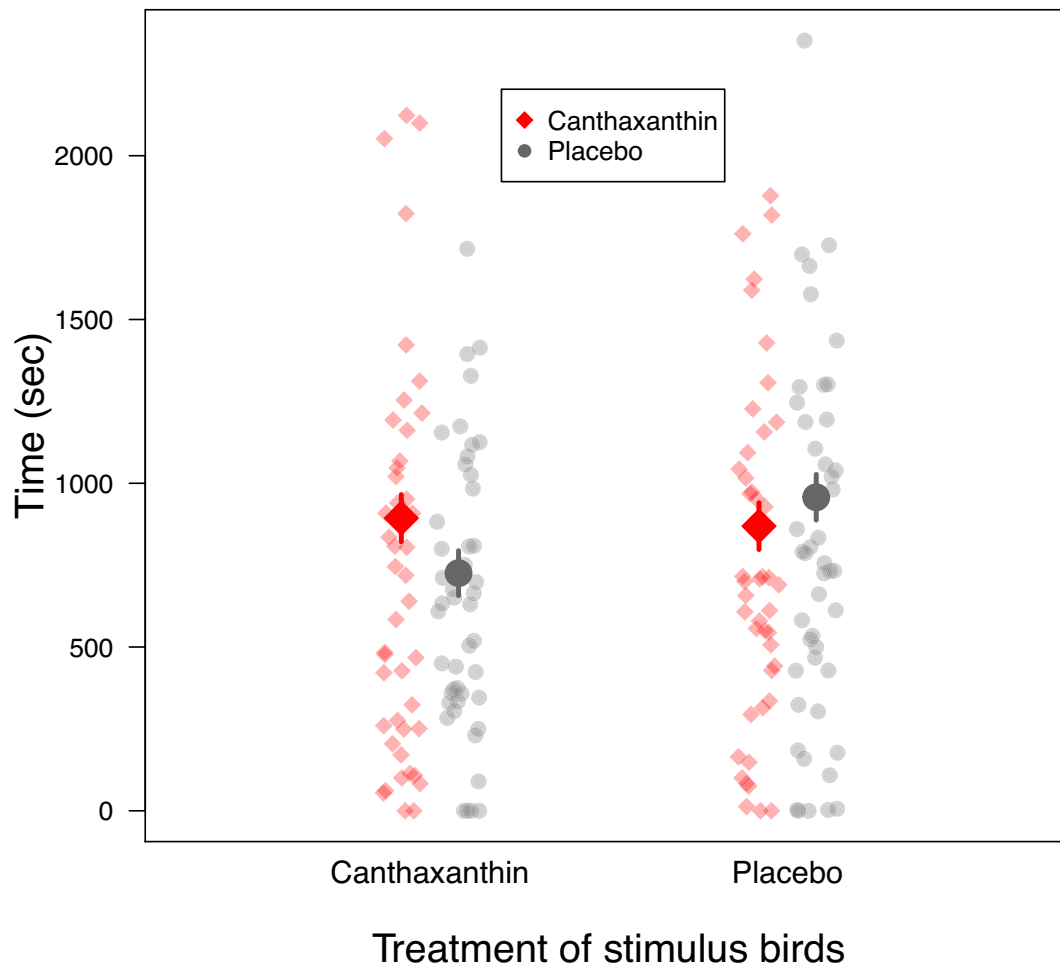
931 **Figure 1: Reflectance spectra of blue tit breast feathers.** (A) Spectra of birds used in  
 932 experiment 1. Colours obtained by painting the feathers with colour markers. (B)  
 933 Spectra of birds used in experiment 2. Colours obtained by manipulation of the diet of  
 934 the birds. (C) Spectra from wild blue tits at La Rouvière, France (measurements  
 935 performed on breast feathers : see Fargevieille et al., 2017).  
 936



937

938 **Figure 2: Sexual differences in the color morphs selected by captive blue tits.** (A) In  
 939 experiment 1, control birds were preferred over yellow birds ( $p=0.008$ ), and this  
 940 preference for pale individuals tended to be slightly more pronounced in females than  
 941 in males (interaction between sex of the chooser and treatment of the stimulus bird:  
 942  $p=0.096$ ). (B) In experiment 2, this interaction was significant ( $p=0.002$ ) and reveals  
 943 that female blue tits spent significantly more time close to Placebo than Canthaxanthin  
 944 stimuli (post-hoc test:  $p=0.001$ ), while males spent similar amounts of time with each  
 945 phenotype (post-hoc test:  $p=0.331$ ). Small symbols represent individual data points,  
 946 bigger symbols and error bars represent the statistical model estimates and S.E.  
 947





948

949 *Figure 3: Assortative mating in captive blue tits?* The nearly significant  
 950 interaction between treatments of the subjects and of the stimulus birds  
 951 ( $P=0.058$ ) suggests that blue tits tend to prefer birds that are of the same color  
 952 phenotype as theirs. This is particularly visible in placebo subjects (post-hoc test:  
 953  $p=0.01$ ), less in canthaxanthin birds ( $p=0.08$ ). Small symbols represent individual  
 954 data points, bigger symbols and error bars represent the statistical model  
 955 estimates and S.E. For the sake of simplicity, the estimates presented here come  
 956 from a model including the treatments of stimulus and chooser birds, their  
 957 interaction, and time of day. Sex and its interactions (table 2) were not included.  
 958

959 **Table 1: Analysis of the variables that potentially influence the interest of the subject**  
 960 **birds, their preference strength, and the time spent close to the stimulus birds in**  
 961 **experiment 1 (n=49).** Variables in bold represent the minimal adequate models,  
 962 eliminated variable (in grey) are presented in the reverse order in which they were  
 963 removed from the model. Intercept includes Sex of subject = female, Treatment of  
 964 stimulus = control.  
 965

Trait analysed	Variable	Estimate	S.E.	F	p-value
<i>Interest</i>	(Intercept)	1.06	0.04		
	Time of day	-3.5e-04	2.5e-04	2.01	0.163
	Sex of subject	0.05	0.08	0.12	0.733
<i>Preference strength</i>	(Intercept)	0.96	0.02		
	Sex of subject	-0.06	0.03	3.62	0.063
	Time of day	1.2e-04	8.6e-05	1.83	0.183
<i>Time</i>	<b>(Intercept)</b>	<b>1039.49</b>	<b>52.57</b>		
	<b>Treatment of stimulus</b>	<b>-202.62</b>	<b>74.34</b>	<b>7.43</b>	<b>0.008**</b>
	Sex of subject	-43.77	74.82	0.34	0.560
	Time of day	-0.12	0.21	0.33	0.568
	Treatment stimulus x Sex subject	247.76	147.28	2.83	0.096

966

967 **Table 2: Analysis of the variables that potentially influence the interest of the**  
 968 **subject birds, their preference strength, and the time spent close to the stimulus**  
 969 **birds in experiment 2 (n=47).** Variables in bold represent the minimal adequate  
 970 models, eliminated variable (in grey) are presented in the reverse order in which  
 971 they were removed from the model. Intercept includes Sex of subject = female,  
 972 Treatment of subject and stimulus = Canthaxanthin.  
 973

Trait analysed	Variable	Estimate	S.E.	F	p-value
<i>Interest</i>	<b>(Intercept)</b>	<b>0.90</b>	<b>0.04</b>		
	<b>Time of day</b>	<b>3.5e-04</b>	<b>1.5e-04</b>	<b>5.71</b>	<b>0.019*</b>
	Sex of subject	-0.09	0.08	1.26	0.268
	Treatment of subject	-0.04	0.06	0.50	0.482
<i>Preference strength</i>	(Intercept)	0.97	0.03		
	Sex of subject	0.05	0.04	1.78	0.190
	Time of day	1.1e-04	7.9e-05	2.12	0.150
	Treatment of subject	-0.04	0.04	1.29	0.262
<i>Time</i>	<b>(Intercept)</b>	<b>721.74</b>	<b>91.52</b>		
	<b>Sex of subject</b>	<b>161.50</b>	<b>123.59</b>	<b>0.28</b>	<b>0.609</b>
	<b>Treatment of stimulus</b>	<b>338.82</b>	<b>103.54</b>	<b>3.08</b>	<b>0.081</b>
	<b>Time of day</b>	<b>0.35</b>	<b>0.17</b>	<b>4.27</b>	<b>0.044*</b>
	<b>Treatment stimulus x Sex subject</b>	<b>-431.27</b>	<b>140.39</b>	<b>9.44</b>	<b>0.002**</b>
	Treatment of subject	-39.26	72.94	0.29	0.591
	Treatment subject x Treatment stimulus	264.13	138.37	3.64	0.058
	Treatment subject x Treatment stimulus ( <i>placebo</i> ) x Sex subject	76.13	203.51	0.07	0.932

974

975