



HAL
open science

Joint Demosaicing and Unmixing in Hyperspectral Videos

Kinan Abbas, Matthieu Puigt, Gilles Delmaire, Gilles Roussel

► **To cite this version:**

Kinan Abbas, Matthieu Puigt, Gilles Delmaire, Gilles Roussel. Joint Demosaicing and Unmixing in Hyperspectral Videos. 7ème Journée Régionale des Doctorants en Automatique et Traitement du Signal (JRDA), Nov 2021, Compiègne, France. hal-03433810

HAL Id: hal-03433810

<https://hal.science/hal-03433810v1>

Submitted on 13 Jun 2023

HAL is a multi-disciplinary open access archive for the deposit and dissemination of scientific research documents, whether they are published or not. The documents may come from teaching and research institutions in France or abroad, or from public or private research centers.

L'archive ouverte pluridisciplinaire **HAL**, est destinée au dépôt et à la diffusion de documents scientifiques de niveau recherche, publiés ou non, émanant des établissements d'enseignement et de recherche français ou étrangers, des laboratoires publics ou privés.



Joint Demosaicing and Unmixing in Hyperspectral Videos

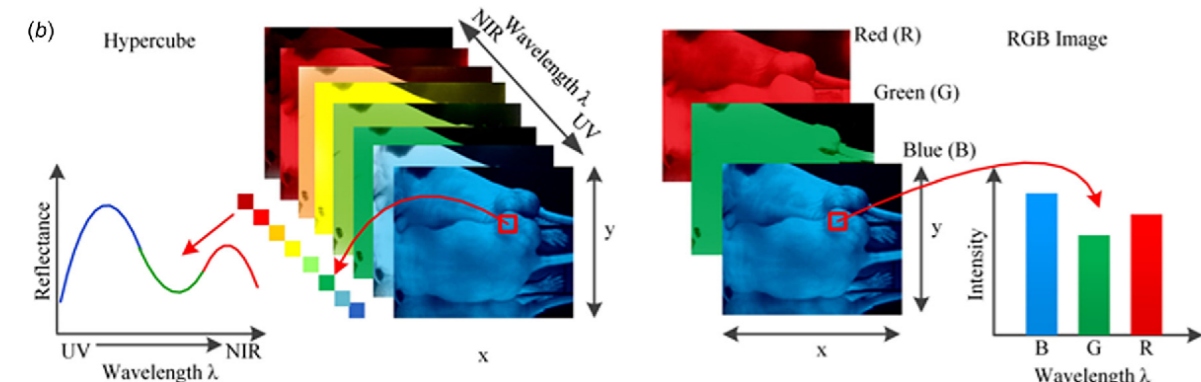
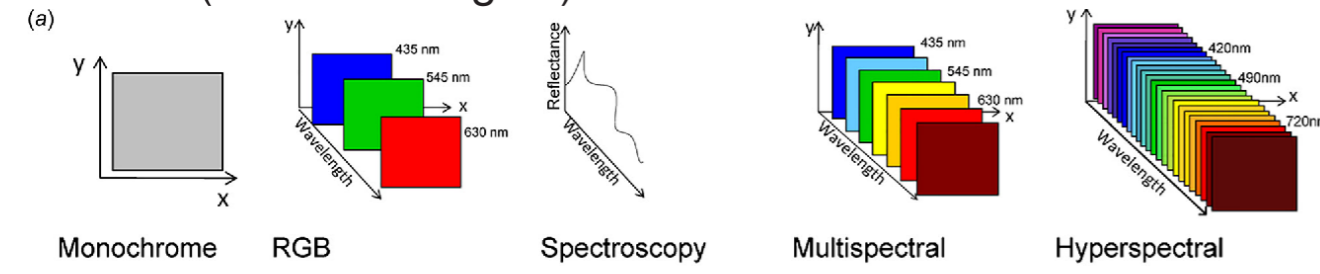


Kinan ABBAS^{*}, Matthieu PUIGT[†], Gilles DELMAIRE, Gilles ROUSSEL[†]

Univ. Littoral Côte d'Opale, LISIC, Longuenesse/Calais, prenom.nom@univ-littoral.fr * Doctorant depuis juin 2021 † Directeurs de thèse

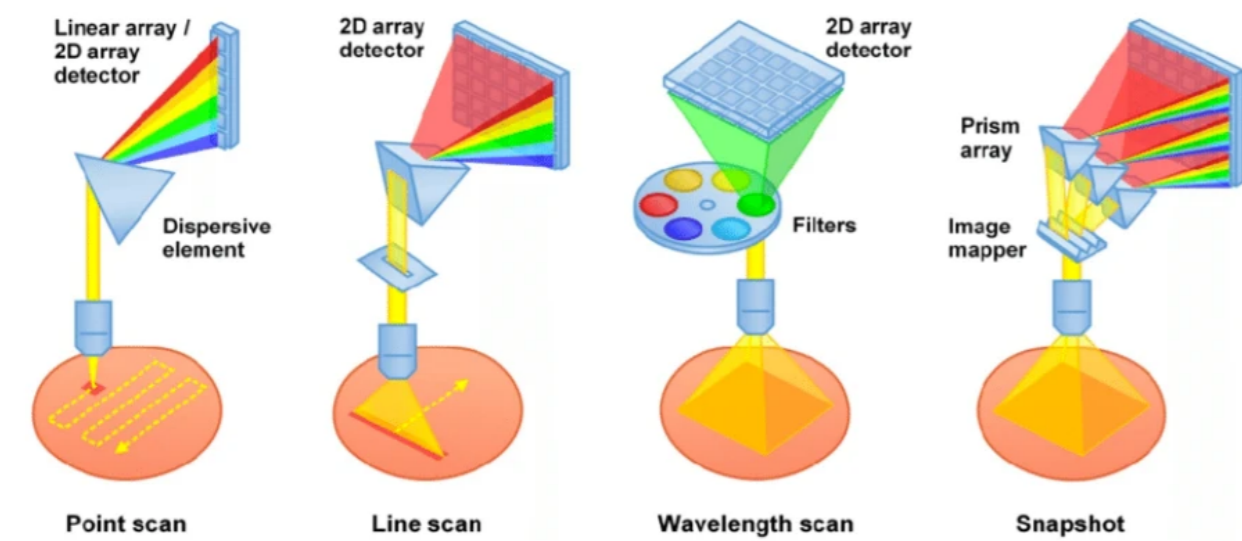
Hyperspectral Imaging (HSI)

- ▶ Hyperspectral cameras allow to see objects in many "colors" (aka wavelengths)



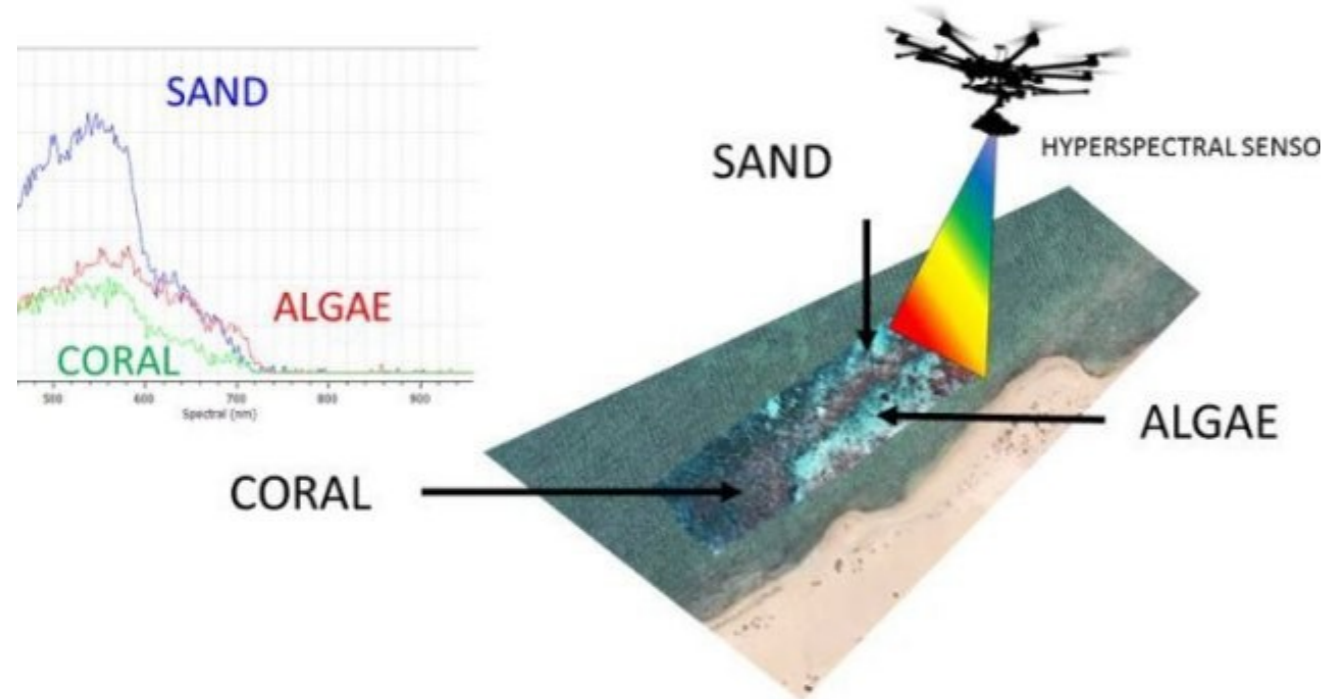
- ▶ Typical applications include:
 - ▶ Remote sensing (natural, industrial observation)
 - ▶ Safety (e.g., food and agriculture monitoring)
 - ▶ Security

- ▶ Standard scanning systems:



Snapshot Imaging

Miniaturization for near in-situ observation (source: <http://www.abc.net.au>)



Strategies for miniaturized HSI sensors (on the left for images, middle and right for videos – Source IMEC)

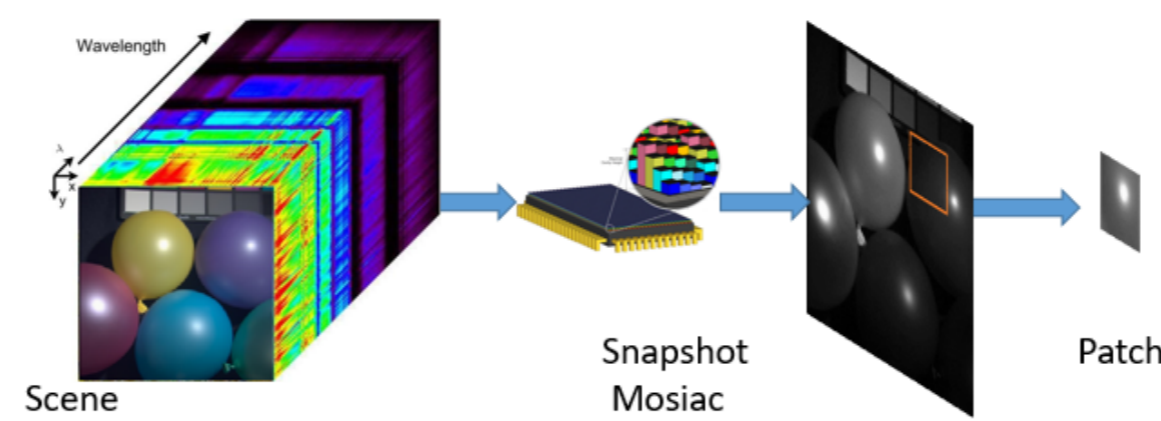


Scanning
Movement needed
Highest spatial and spectral resolution achievable (e.g. 100 spectral band images of 4MP x resolution today)

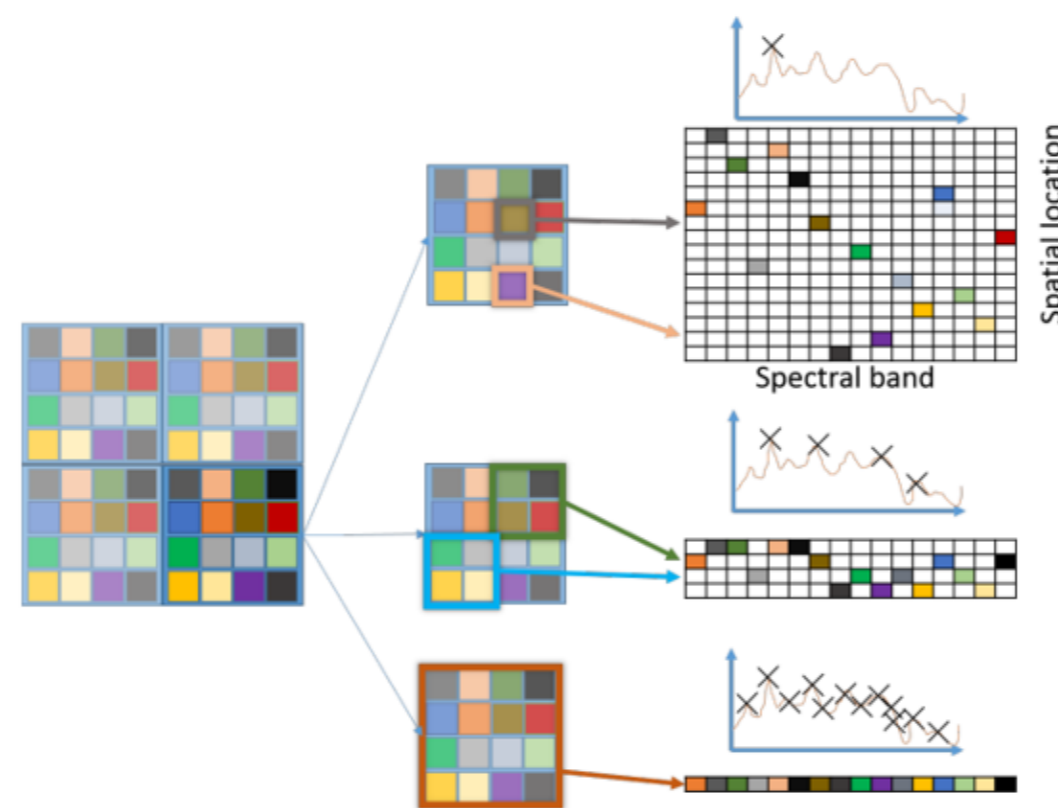
No scan= real-time HSI data-cubes acquisition
Spatial vs. spectral **resolution trade-off** (e.g. 32 band images of 256x256 resolution today)
Optical duplicator needed (e.g. lens-array today)

No scan= real-time HSI data-cubes acquisition
Spatial vs. spectral **resolution trade-off** (e.g. 16 band images of 512x272 resolution today)
Potential resolution increase by de-mosaicing algorithms

Acquisition and Demosaicing



Principle of image acquisition by a snapshot mosaic camera

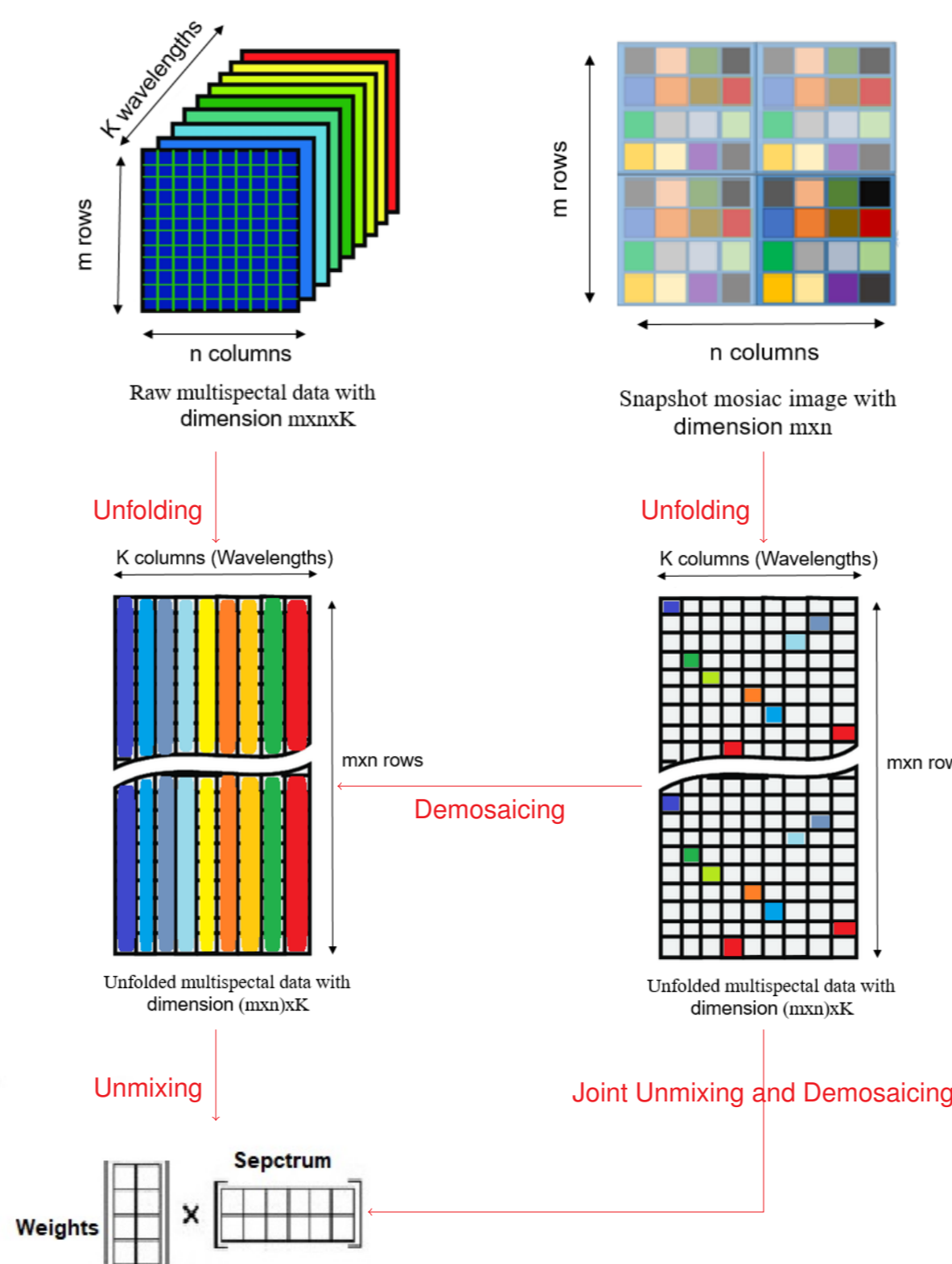


Trade-off between spectral information and spatial resolution [1]

- ▶ **Demosaicing = providing a datacube combining full spectral information & good spatial resolution**
- ▶ Various approaches have been proposed:
 - ▶ Weighted bilinear interpolation (WB) [2]
 - ▶ Iterative Spectral Difference (ItSD) [3].
 - ▶ Multispectral demosaicing approach using a pseudo-panchromatic image (PPID) [4]
 - ▶ Graph and rank regularized method (GRMR) [1]

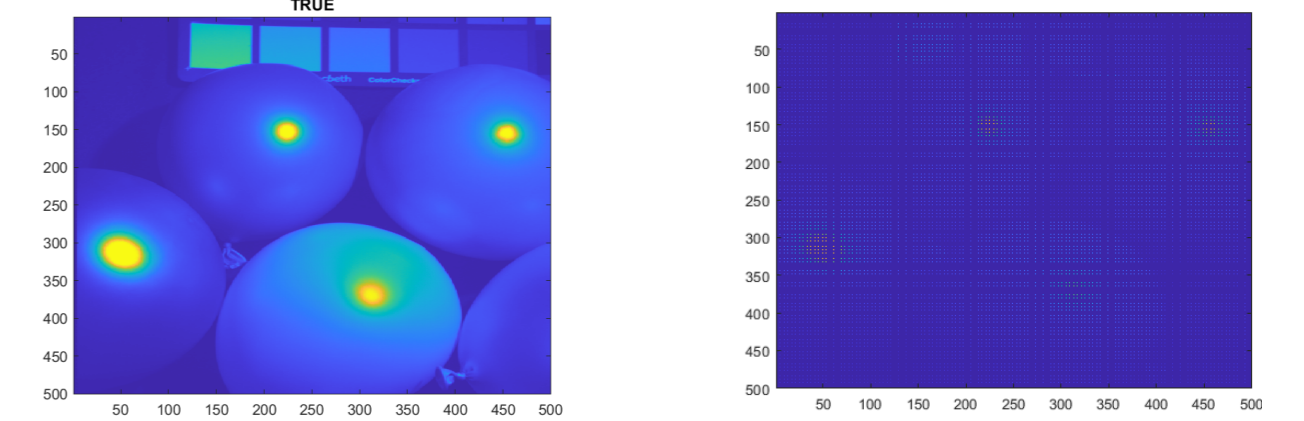
Goal of the Ph.D. thesis

- ⚠ **Performing classification after demosaicing provides a poor classification performance [1]**
- ▶ In [5], **joint** low-rank matrix completion and factorization **far more accurate** than a two-stage approach (matrix factorization after low-rank matrix completion)
- ◊ **Joint Demosaicing and Unmixing more efficient than a two-stage approach?**
 - ▶ Ph.D. thesis started in June 2021
 - ▶ Weighted NMF tested to perform joint unmixing and demosaicing
 - ▶ Proposed approach based on Expectation-Maximization framework and inspired by [6]



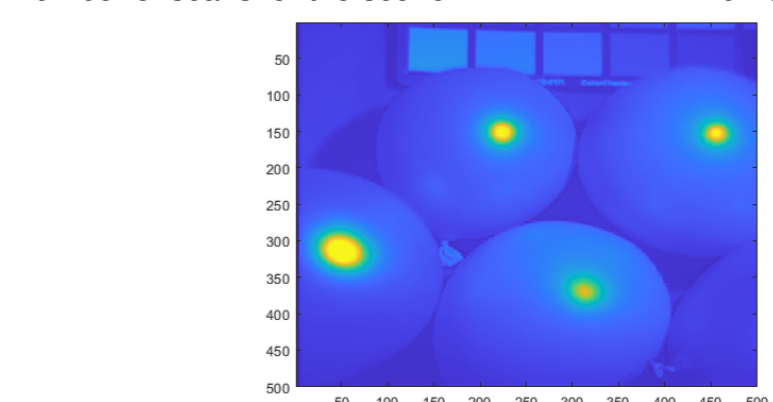
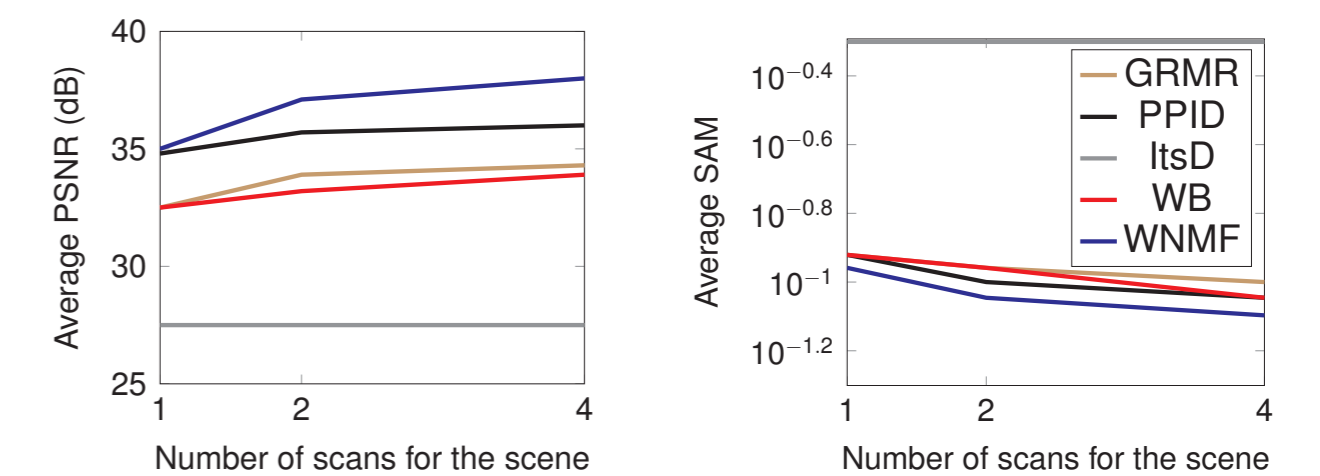
Experiment and results

- ▶ To validate the performance of the proposed approach, we conducted an experiment on CAVE dataset.
- ▶ We assume that the hyperspectral imagery in CAVE is acquired using a SSI camera system, equipped with a 4 × 4 spectral filter pattern.
- ▶ Simulations assuming an ideal snapshot mosaic filter



Left: original HSI to estimate. Right: observed image.

- ▶ Reconstruction quality is measured in terms of Peak Signal-to-Noise Ratio (PSNR, in dB) and of average Spectral Angle Map (SAM) metric.



Estimated image from the above example, using WNMF

Conclusion and Future Work

- ▶ Start of the Ph.D. thesis
- ▶ WNMF already provides better demosaicing performance than tested SotA methods
- ▶ Next steps:
 1. Evaluate WNMF performance for unmixing
 2. Apply the proposed method on real data acquired by an SSI camera

References and Acknowledgments

- [1] Grigorios Tsagkatakis, Maarten Bloemen, Bert Geelen, Murali Jayapala, and Panagiotis Tsakalides. "Graph and Rank Regularized Matrix Recovery for Snapshot Spectral Image Demosaicing". In: *IEEE Trans. Comput. Imaging* 5.2 (June 2019), pp. 301–316.
- [2] Johannes Brauers and Til Aach. "A Color Filter Array Based Multispectral Camera". In: *12. Workshop FarbBildverarbeitung*. Ed. by German Color Group. Ilmenau, Oct. 2006.
- [3] Junya Mizutani, Shusaku Simizugaoka Ogawa, Kazuma Shinoda, Madoka Hasegawa, and Shigeo Kato. "Multispectral demosaicking algorithm based on inter-channel correlation". In: *2014 IEEE Visual Communications and Image Processing Conference (2014)*, pp. 474–477.
- [4] Sofiane Mihoubi, Olivier Losson, Benjamin Mathon, and Ludovic Macaire. "Multispectral Demosaicing Using Pseudo-Panchromatic Image". In: *IEEE Transactions on Computational Imaging* 3.4 (Dec. 2017), pp. 982–995.
- [5] Clément Dorffer, Matthieu Puigt, Gilles Delmaire, and Gilles Roussel. "Informed nonnegative matrix factorization methods for mobile sensor network calibration". In: *IEEE Trans. Signal Inf. Process. Netw.* 4.4 (2018), pp. 667–682.
- [6] Clément Dorffer, Matthieu Puigt, Gilles Delmaire, and Gilles Roussel. "Fast Nonnegative Matrix Factorization and Completion Using Nesterov Iterations". In: *Proc. LVA/ICA'17*. Vol. 10169. LNCS. Feb. 2017, pp. 26–35.

K. Abbas acknowledges the Région Hauts-de-France to partly fund his Ph.D. thesis. The experimental material that will be used within this work was acquired with the support of the European Regional Development Fund, ULCO, and CAPSO.

