



HAL
open science

Impact of time to antibiotic therapy on clinical outcome in patients with bacterial infections in the emergency department: implications for antimicrobial stewardship

P. Nauc ler, A. Huttner, C.H. van Werkhoven, M. Singer, P. Tattevin, S. Einav, T. T ngd n

► To cite this version:

P. Nauc ler, A. Huttner, C.H. van Werkhoven, M. Singer, P. Tattevin, et al.. Impact of time to antibiotic therapy on clinical outcome in patients with bacterial infections in the emergency department: implications for antimicrobial stewardship. *Clinical Microbiology and Infection*, 2021, 27 (2), pp.175-181. 10.1016/j.cmi.2020.02.032 . hal-03420622v1

HAL Id: hal-03420622

<https://hal.science/hal-03420622v1>

Submitted on 9 Nov 2021 (v1), last revised 21 Dec 2021 (v2)

HAL is a multi-disciplinary open access archive for the deposit and dissemination of scientific research documents, whether they are published or not. The documents may come from teaching and research institutions in France or abroad, or from public or private research centers.

L'archive ouverte pluridisciplinaire **HAL**, est destin e au d p t et   la diffusion de documents scientifiques de niveau recherche, publi s ou non,  manant des  tablissements d'enseignement et de recherche fran ais ou  trangers, des laboratoires publics ou priv s.




Distributed under a Creative Commons Attribution - NonCommercial - NoDerivatives 4.0 International License



Contents lists available at ScienceDirect

Clinical Microbiology and Infection

journal homepage: www.clinicalmicrobiologyandinfection.com

Narrative Review

Impact of time to antibiotic therapy on clinical outcome in patients with bacterial infections in the emergency department: implications for antimicrobial stewardship

P. Naclér¹, A. Huttner², C.H. van Werkhoven³, M. Singer⁴, P. Tattevin⁵, S. Einav⁶, T. Tängdén^{7,*}¹ Department of Medicine, Solna, Karolinska Institutet, and Department of Infectious Diseases, Karolinska University Hospital, Stockholm, Sweden² Division of Infectious Diseases, Geneva University Hospitals, Geneva, Switzerland³ Julius Centre for Health Sciences and Primary Care, University Medical Centre Utrecht, Utrecht University, Utrecht, the Netherlands⁴ Bloomsbury Institute of Intensive Care Medicine, Division of Medicine, University College London, London, UK⁵ Infectious Diseases and Intensive Care Unit, Pontchaillou University Hospital, Rennes, France⁶ Department of Intensive Care, Shaare Zedek Medical Center, Jerusalem, Israel⁷ Department of Medical Sciences, Uppsala University, Uppsala, Sweden

ARTICLE INFO

Article history:

Received 15 November 2019

Received in revised form

15 February 2020

Accepted 23 February 2020

Available online xxx

Editor: M. Paul

Keywords:

Appropriate antibiotic therapy

Early antibiotic therapy

Intra-abdominal infection

Meningitis

Mortality

Respiratory tract infection

Sepsis

Septic shock

Skin infection

Urinary tract infection

ABSTRACT

Background: Rapid initiation of antibiotic treatment is considered crucial in patients with severe infections such as septic shock and bacterial meningitis, but may not be as important for other infectious syndromes. A better understanding of which patients can tolerate a delay in start of therapy is important for antibiotic stewardship purposes.

Objectives: To explore the existing evidence on the impact of time to antibiotics on clinical outcomes in patients presenting to the emergency department (ED) with bacterial infections of different severity of illness and source of infection.

Sources: A literature search was performed in the PubMed/MEDLINE database using combined search terms for various infectious syndromes (sepsis/septic shock, bacterial meningitis, lower respiratory tract infections, urinary tract infections, intra-abdominal infections and skin and soft tissue infections), time to antibiotic treatment, and clinical outcome.

Content: The literature search generated 8828 hits. After screening titles and abstracts and assessing potentially relevant full-text papers, 60 original articles (four randomized controlled trials, 43 observational studies) were included. Most articles addressed sepsis/septic shock, while few studies evaluated early initiation of therapy in mild to moderate disease. The lack of randomized trials and the risk of confounding factors and biases in observational studies warrant caution in the interpretation of results. We conclude that the literature supports prompt administration of effective antibiotics for septic shock and bacterial meningitis, but there is no clear evidence showing that a delayed start of therapy is associated with worse outcome for less severe infectious syndromes.

Implications: For patients presenting with suspected bacterial infections, withholding antibiotic therapy until diagnostic results are available and a diagnosis has been established (e.g. by 4–8 h) seems acceptable in most cases unless septic shock or bacterial meningitis are suspected. This approach promotes the use of ecologically favourable antibiotics in the ED, reducing the risks of side effects and selection of resistance. **P. Naclér, Clin Microbiol Infect 2020;■:1**

© 2020 The Authors. Published by Elsevier Ltd on behalf of European Society of Clinical Microbiology and Infectious Diseases. This is an open access article under the CC BY-NC-ND license (<http://creativecommons.org/licenses/by-nc-nd/4.0/>).

* **Corresponding author.** T. Tängdén, Department of Infectious Diseases, Uppsala University Hospital, Entrance 34, SE-751, 85 Uppsala, Sweden.

E-mail address: thomas.tangden@medsci.uu.se (T. Tängdén).

<https://doi.org/10.1016/j.cmi.2020.02.032>

1198-743X/© 2020 The Authors. Published by Elsevier Ltd on behalf of European Society of Clinical Microbiology and Infectious Diseases. This is an open access article under the CC BY-NC-ND license (<http://creativecommons.org/licenses/by-nc-nd/4.0/>).

Introduction

Early antibiotic administration is considered critical for certain infectious clinical syndromes, particularly septic shock and bacterial meningitis [1,2]. However, unnecessary empirical broad-spectrum antibiotic therapy is associated with side effects and entails an ecological cost through the selection of resistant pathogens. Many patients are infected by bacteria sensitive to narrow-spectrum antibiotics, especially patients presenting to the emergency department (ED) with common community-acquired infections. In addition, presumed bacterial infections are often non-bacterial (e.g. viral) or non-infectious conditions [3,4]. If deemed safe, delayed initiation of antibiotics until the availability of diagnostic test results (e.g. biomarkers, radiological examinations, point-of-care tests) could be an important part of antibiotic stewardship, enabling targeted, narrow-spectrum therapy and a reduction in unnecessary antibiotic use. To support stewardship programmes, we performed a narrative review to explore evidence for the impact of timing of antibiotic therapy on clinical outcomes in patients presenting to EDs with infectious syndromes of varying site and severity.

Methods

Scope and search strategy

Existing evidence on early antibiotic therapy for bacterial infections in the ED as a determinant of clinical success was retrieved using the PubMed engine (www.pubmed.gov) to search the MEDLINE database. Articles on sepsis/septic shock (including bloodstream infections, BSIs), bacterial meningitis, lower respiratory tract infections (RTIs), urinary tract infections (UTIs), non-surgical intra-abdominal infections (IAIs), and skin and soft tissue infections (SSTIs) that provide information on timing of antibiotics and clinical outcome (mortality, clinical cure) were extracted (Supplementary Material Table S1). No restrictions were applied for publication year or language. Additional relevant articles were added if encountered during the evaluation.

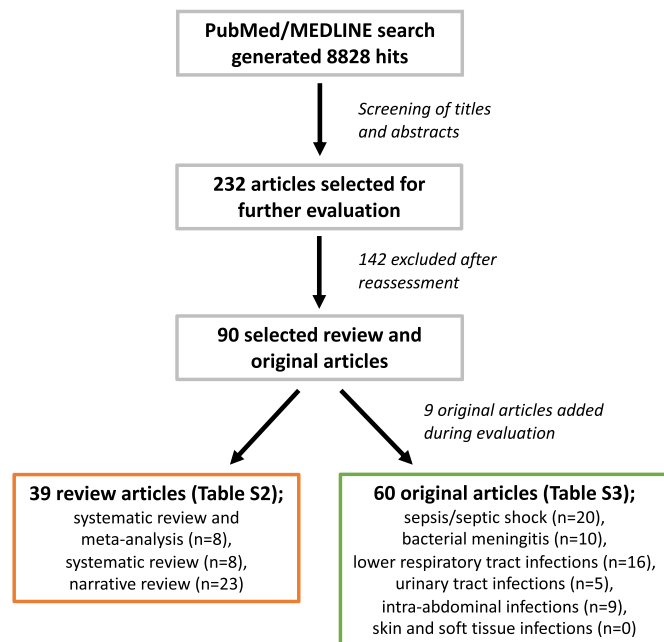


Fig. 1. Flow chart illustrating the search and screening process for relevant reviews and original articles providing information on early antibiotic therapy as a determinant of clinical outcome in community-onset bacterial infections.

Evaluation of articles

Screening of each article based on title and abstract was performed by one of the authors. If relevance was considered uncertain, the article was reviewed by a second author before a decision was made to reject or assess the full paper. Reviews were included to identify original articles of relevance. Articles were included in the final analysis only if they provided useful original data on time to antibiotics (determinant) AND clinical outcome (mortality, clinical cure, length of hospital stay). All comparative study designs (randomized controlled trials (RCTs), cohort or case-control, prospective or retrospective) were eligible. Articles that included paediatric patients were identified but not discussed given the limited data and different clinical presentations in this patient group. Both community-acquired and healthcare-associated infections were included provided that patients presented to the ED. If patients were included based on discharge diagnosis, articles were acceptable if disease onset occurred outside the hospital setting. Both time to any antibiotic and time to appropriate antibiotics were considered.

Results

Results of the literature search

The PubMed/MEDLINE search, performed on 26 June 2019, generated 8828 publications. Based on title and abstract screening, 232 articles were selected for full content assessment. Of these, 90 were included in the final analysis. Nine original articles were detected and added during the evaluation process. In total, 39 reviews (Supplementary Material Table S2) and 60 original articles (Supplementary Material Table S3) were identified (Fig. 1). Publication details of original research articles are listed in Supplementary Material Table S3 and the main results are summarized in Table 1. Of the original articles, four were RCTs and 56 were observational. Sepsis/septic shock was most frequently targeted (20 of 60), followed by RTIs ($n = 16$) and bacterial meningitis ($n = 10$). We found no studies investigating the impact of time to first antibiotic dose in patients with SSTIs. Half of the selected studies were published in 2014 or later, illustrating the growing interest in early antibiotic administration in the ED.

Evidence for early antibiotic therapy in sepsis

We found no RCTs but reviewed 20 observational studies that evaluated timely antibiotic administration for sepsis in the ED (Supplementary Material Table S3). Variable sepsis criteria were applied in the studies. For consistency within this review, we used 'sepsis' throughout to describe 'severe sepsis', and 'septic shock'. Most studies relied on retrospective analyses of hospital or intensive care unit (ICU) databases, or data collected prospectively for other purposes. As more severely ill patients are generally identified and treated sooner, yet carry a higher baseline risk of mortality, the studies usually adjusted for illness severity. However, the risk-adjustment methodologies differed between studies, and varied definitions of 'time zero' have been used, including ED arrival [5–10], triage [11–13], shock recognition [13,14], and commencement of a care bundle within 6 h after ED arrival [15].

Several retrospective studies have reported a temporal association between time to antibiotics and clinical outcome after adjustments for potential confounders [5–7,15–17]. Gieski et al. found that the adjusted probability of death associated with a delay in appropriate antibiotic therapy increased gradually after 1 h [16]. Some studies did not assess antibiotic appropriateness but report an overall hour-by-hour impact [6,7,15]. Peltan et al. found that the

Table 1
Summary of main findings and limitations of the reviewed original studies.

Infectious syndrome	No. of studies	Summary of results and comments
Sepsis	0 RCTs 20 observational studies	<ul style="list-style-type: none"> Data from observational and register studies indicate an increase in mortality with delays in antibiotic administration, especially in the most critically ill patients with septic shock. The studies used different definitions of “time zero”, including ED arrival, triage, shock recognition and commencement of a care bundle within 6 hours after ED arrival. A specific cut-off time for mortality benefit (e.g., initiation of therapy <1 or <3 hours after presentation) has not been defined. The quality of evidence is low, and few studies have explored the interaction of timeliness and appropriateness of antibiotic administration in relation to mortality.
Bacterial meningitis	0 RCTs 10 observational studies	<ul style="list-style-type: none"> One prospective and nine retrospective observational studies all reported an association between delayed initiation of antibiotic therapy and poor clinical outcome. Limitations include confounding biases, small sample size and that patients who receive antibiotics early differ from other patients (e.g., in clinical presentation and pathogens). Neurological symptoms by the time appropriate antibiotic therapy is initiated may be more relevant as a prognostic marker than time to initiation of antibiotics.
Lower respiratory tract infections	0 RCTs 16 observational studies	<ul style="list-style-type: none"> 7/9 retrospective studies, including one subgroup analysis in septic patients, suggest that a delayed administration of antibiotics >4–8 hours is associated with worse outcomes. 4/8 prospective studies showed no benefit from early antibiotics, while the other four did not preclude an effect. Studies demonstrating an effect were retrospective and registry-based studies relied on diagnosis codes for case identification. Studies show discrepant results on differential effects according to disease severity. Many of the studies suffer from potential biases that impede the causal inference of delayed onset of therapy.
Urinary tract infections	0 RCTs 5 observational studies	<ul style="list-style-type: none"> No studies were found that specifically evaluated early vs. delayed antibiotic therapy for UTIs in the ED. One prospective and 3/4 retrospective observational studies showed no association between inappropriate empirical antibiotic therapy and mortality. The studies may have been liable to confounding or bias. The available data suggest severity of illness and co-morbidities are more important risk factors for mortality than time to administration of antibiotics in the ED.
Intra-abdominal infections	4 RCTs 5 observational studies	<ul style="list-style-type: none"> Four RCTs on early vs. delayed initiation of carbapenem therapy for acute necrotizing pancreatitis showed variable results. Retrospective observational studies on inappropriate empiric therapy suggest no association with clinical outcome in acute cholangitis or cholecystitis but a potential association in septic cirrhotic patients who develop spontaneous bacterial peritonitis and for BSIs of intra-abdominal origin.
Skin and soft tissue infections	0 RCTs 0 observational studies	<ul style="list-style-type: none"> We found no studies that assessed the impact of time to first antibiotic dose in patients with SSTIs in the ED.

adjusted mortality risk increased with each hour of delay in door-to-antibiotic times and was significantly greater if antibiotics were administered >3 h after arrival in the ED compared to a within-1-h reference standard [7].

Other studies failed to find an hour-by-hour relationship between delay in antibiotic administration and mortality [8–14,18,19], including three prospective studies specifically designed to assess the impact of antibiotic timing [10,13,18]. A recent multicentre study using propensity scoring found that early treatment was associated with reduced in-hospital mortality in septic shock and that outcomes were significantly worse if treatment was delayed >3 h [11]. Joo et al. also found that antibiotic administration within 3 h in patients presenting to the ED with severe sepsis or septic shock was associated with lower in-hospital mortality (16.9% versus 22.9%; aOR 0.54; 95%CI 0.34–0.87) [8]. Whiles et al. reported an association of delayed therapy >5 h and risk of progression to septic shock in ED patients with severe sepsis [20].

Some studies indicated that early antibiotic treatment is associated with better survival rates only in patients who are critically ill [5], have high severity scores (APACHE score ≥ 21) [21] or require vasopressors [15]. Puskarich et al. noted that mortality was significantly higher among septic patients who received antibiotics only

after shock had occurred (OR 2.4; 95%CI 1.1–4.5) [13]. Yet, once shock was present, the mortality rate remained steady throughout the first 6 h between triage and antibiotic administration. Wisdom et al. found no overall association between antibiotic delay and mortality; however, the authors did observe a trend towards increased mortality in the sickest patients when delays exceeded 6 h from triage [12].

In summary, the data are conflicting, but observational studies support the general view that early and effective antibiotic therapy is important for survival in sepsis, although a specific cut-off point has not been established. Patients with septic shock appear to benefit the most from early antibiotic administration. Frequent limitations of the available studies include a lack of data on confirmation of infection, microbiological results, appropriateness of antibiotic therapy, source control, co-morbidities, and treatment limitation decisions. Sepsis and septic shock were variably characterized across studies and the definition of time to antibiotic administration was also divergent.

Evidence for early antibiotic therapy in bacterial meningitis

We found ten studies on time to antibiotic therapy and outcome in adult patients with community-acquired bacterial meningitis

(CABM) (Supplementary Material Table S3). All studies were observational [22–31] and only one was prospective [22]. Mortality was a primary outcome in all studies. Overall, the evidence is poor mainly because of the observational study design, confounding biases, and limited sample size.

In the only prospective study, comprising 156 patients with pneumococcal CABM, an interval >3 h between admission to an ICU and administration of an appropriate antibiotic was independently associated with 3-month mortality (OR 14.12; 95%CI 3.93–50.9) [22]. A retrospective study of 173 patients with CABM observed a linear relationship between door-to-appropriate-antibiotic time and mortality: 14% if 0–2 h, 17% if 2–4 h, 20% if 4–6 h, and 30% if > 6 h [23]. A retrospective investigation of 123 patients with CABM reported a sharp increase in mortality when door-to-appropriate-antibiotic time was >6 h (aOR 8.4; 95%CI 1.7–40.9) [25]. A retrospective study of 712 adults with CABM reported that mortality was increased by 12.6% (95%CI 3.1–23.1%) per hour of treatment delay after adjusting for confounding factors [28]. Finally, a retrospective study of 109 patients who received appropriate antibacterial treatment within 12 h of admission found an independent correlation between antibiotic delay and unfavourable outcome, defined as death or sequelae at discharge (OR = 1.30 per hour; 95%CI 1.08–1.57) [29].

These observational studies all showed an association between delayed antibiotic therapy and worse clinical outcome, but are biased by the following: patients who receive antibiotics early after admission differ from other patients in different aspects, including age, co-morbidities, clinical presentation, and causative pathogens. Neurological symptoms at the time appropriate antibiotic therapy is initiated may be more relevant as a prognostic marker than time to antibiotic. In this respect, a retrospective cohort study of 269 patients with CABM found a higher risk of unfavourable outcome in patients in whom the prognostic stage advanced from low risk ($p = 0.008$) or intermediate risk ($p = 0.003$) on arrival in the ED to high risk before administration of appropriate antibiotics [31].

Evidence for early antibiotic therapy in lower respiratory tract infections

We identified no RCTs, but 16 observational studies that investigated the effect of early initiation of any antibiotics, adjusting for potential confounders, in patients presenting to the ED with pneumonia (Supplementary Material Table S3) and one study on sepsis patients providing a subgroup analysis for pneumonia [15]. The studies often dichotomized time to first antibiotic dose to before versus after 4, 6 or 8 h. Patients receiving antibiotics with very long delays were also included in the group of delayed treatment, which complicates the interpretation of the results.

Seven of nine retrospective studies, including large registry-based investigations that might have difficulties in accurately defining time to therapy, suggested a beneficial effect on mortality of shorter time to initiation of antibiotic treatment [15,32–39]. In comparison, four of eight prospective studies showed no benefit of early antibiotics [40–42] while four presented estimates that did not preclude an effect [43–46]. Many of these studies suffer from potential biases hampering the causal inference. One prospective study, adjusting for variables covering most domains of potential confounding, observed a shorter length of hospital stay and a trend towards lower mortality (aOR 0.7; 95%CI 0.5–1.1) in patients receiving antibiotics within 4 h [44]. Although information bias and confounding seem limited in this study, there was a potential selection bias as only 2076 of 4506 patients eligible for the trial were

included in the analysis. A meta-analysis from 2013 that included 14 studies showed no overall benefit in mortality when the time to antibiotics was <4 h (aOR 0.95; 95%CI 0.73–1.23) [47].

Most of the studies reviewed here did not report whether disease severity modified the effect. A small prospective study found no significant interaction between the CURB-65 score and time to initiation of antibiotics on time to clinical stability [40]. A large registry-based study reported similar protective effects of early antibiotics on 30-day mortality and 30-day readmission rate in patients admitted to ICU and non-ICU wards [34]. Another large registry-based study found that the aORs for mortality and length of stay were closer to 1 (smaller relative effect) in patients with a high pneumonia severity index (PSI) score than in those with a low PSI [32]. In contrast, one prospective study reported that antibiotic timing had an impact on mortality but only in patients with severe sepsis [45].

In summary, most retrospective studies suggest that a delay in antibiotic administration, in particular >4–8 h, is associated with worse outcomes, but prospective studies have failed to corroborate these findings. Studies show divergent results on differential effects relative to disease severity.

Impact of early antibiotic therapy for urinary tract infections

We found no studies comparing early to delayed antibiotic therapy for febrile UTIs (without sepsis). Five observational studies assessed effects of inappropriate empirical antibiotic therapy for infections where the cultured aetiological agent was resistant to the empirical regimen (Supplementary Material Table S3). In the only prospective study, Babich et al. reported that among 315 elderly patients with poor short- and long-term prognosis presenting with catheter-associated UTI and sepsis, inappropriate early therapy was not associated with increased mortality in a propensity-matched analysis. The mean time to appropriate therapy was not reported [48].

Two retrospective studies support these findings. Wiggers et al. reviewed outcomes of 469 adults with bacteraemic UTIs, 368 (79%) of whom received appropriate empirical therapy. There were no significant differences in mortality or time to cure between those receiving appropriate early (≤ 24 h) antibiotic therapy and those receiving appropriate therapy >24 h after culture collection [49]. In a multinational retrospective study of 981 patients with complicated UTIs, Eliakim-Raz et al. explored factors associated with 30-day mortality. While ICU admission, septic shock, and catheter-related UTI emerged as risk factors, neither inappropriate empirical antibiotic treatment nor the number of days until starting antibiotics was associated with clinical outcome [50].

In contrast, Lee et al. reported that among 164 patients with community-acquired, bacteraemic acute pyelonephritis, patients who received inappropriate empirical therapy (18%) had lower early clinical response rates (34.5% versus 82.2%; $p < 0.001$) and longer hospital stays (13.3 days versus 8.7 days; $p 0.002$) [51]. However, overall mortality and clinical cure rates were not affected. Esparcia et al. examined the outcomes of 270 elderly patients admitted to a non-ICU ward with a diagnosis of community-acquired UTI [52]. In univariate analyses inappropriate empirical antibiotic therapy was associated with mortality (OR 3.47; 95%CI 1.42–8.48). Confounding was likely, however, as a high APACHE score was also associated with mortality and no multivariate analyses were performed.

In summary, the available data suggest that the severity of illness at presentation and co-morbidities are more significant risk factors for mortality than time to initiation of antibiotics. Three studies evaluating inappropriate empirical therapy (often implicating a delay in effective treatment of >24 h) showed no

association with clinical outcome. Two observational studies showed an association between delayed appropriate therapy and worse clinical outcome, but may have been subject to bias.

Impact of early antibiotic therapy for intra-abdominal infections

We identified five observational studies assessing the impact of early versus delayed antibiotic therapy for IAIs. Four RCTs assessed early carbapenem therapy for acute necrotizing pancreatitis, which is not an infectious disease at first presentation, and showed variable results (Supplementary Material Table S3).

Time to antibiotic therapy for other intra-abdominal conditions has been directly assessed only via small retrospective studies. In 2015, 2016, and 2019, Karvellas et al. reviewed the outcomes of patients receiving inappropriate (microbiologically ineffective) versus appropriate (microbiologically active) antibiotic therapy for septic shock due to cirrhotic spontaneous bacterial peritonitis (SBP), acute cholangitis, and acute cholecystitis [53–55]. For all reports, the time-to-antibiotics interval started only once patients were already in shock. After adjusting for confounders, a delay in appropriate antibiotic therapy was associated with increased mortality only among cirrhotic patients with SBP-related sepsis (OR 1.86; 95%CI 1.10–3.14) [53]. Tellor et al. retrospectively reviewed approximately 100 patients with BSI of intra-abdominal origin, 29 of whom received inappropriate antimicrobial therapy [56]. Patients who did not survive had a significantly longer time to appropriate antibiotic therapy (23 h versus 4 h). This delay, along with inadequate source control, was independently associated with mortality in multivariate analyses (aOR 3.86; 95%CI 1.28–11.64).

Thus, evidence for IAIs other than necrotizing pancreatitis is limited to a few observational studies on inappropriate empirical therapy, i.e., including also patients with very long delays (>24 h). These studies indicate no association with clinical outcome in acute cholangitis or cholecystitis but potentially in septic cirrhotic patients with SBP and BSIs with intra-abdominal sources of infection.

Discussion

The purpose of this review was to explore the evidence supporting early antibiotic therapy for community-onset bacterial infections in the ED. We addressed infectious syndromes where

uncertainty exists about the importance of early antibiotic treatment (i.e. within hours) on patient outcome. Conditions that are determined by positive microbiological cultures were not included since the focus of the review was treatment in the ED, where such information is usually not available. Most data are derived from severely ill patients with sepsis and septic shock. Few studies included patients with infections of mild or moderate severity. These are, however, more commonly encountered in clinical practice and therefore of great importance for overall antibiotic use and selection of resistant pathogens.

The only RCTs identified in this review investigated antibiotic prophylaxis for acute pancreatitis, which is of limited relevance for the management of suspected bacterial infections in the ED. The observational studies are all vulnerable to potential confounding and bias. Information bias likely occurs in retrospective studies, particularly in registry-based studies, but also in prospective studies using data from clinical records. For example, registration of drug administration time may be inaccurate and the difference between recorded and actual time contingent on the severity of illness. Severely ill patients are likely to be identified earlier but still have a higher risk of dying. Reasons for delayed treatment are rarely explored; however, Filbin et al. identified vague, non-specific symptoms as an important confounder in an elderly, co-morbid population [19]. Selection bias is present in studies that include patients based on discharge diagnosis codes, and the necessity for informed consent can lead to differential inclusion in patients with an unfavourable or favourable clinical course.

Given these methodological concerns, the reviewed data should be interpreted with appropriate caution. Nevertheless, we believe some conclusions and recommendations can be formulated from these studies (Fig. 2). There is, for instance, enough evidence to support the early administration of appropriate antibiotic therapy in the most severe community-acquired infections, i.e. septic shock and bacterial meningitis. An ideal cut-off (e.g., <1 or <3 h after presenting to the ED) for mortality benefit has not been defined and remains controversial. In clinical practice, however, it should continue to be recommended that broad-spectrum antibiotic therapy be initiated as soon as possible. For these conditions, collection of samples for microbiological analyses and lumbar puncture (when bacterial meningitis is suspected) should be

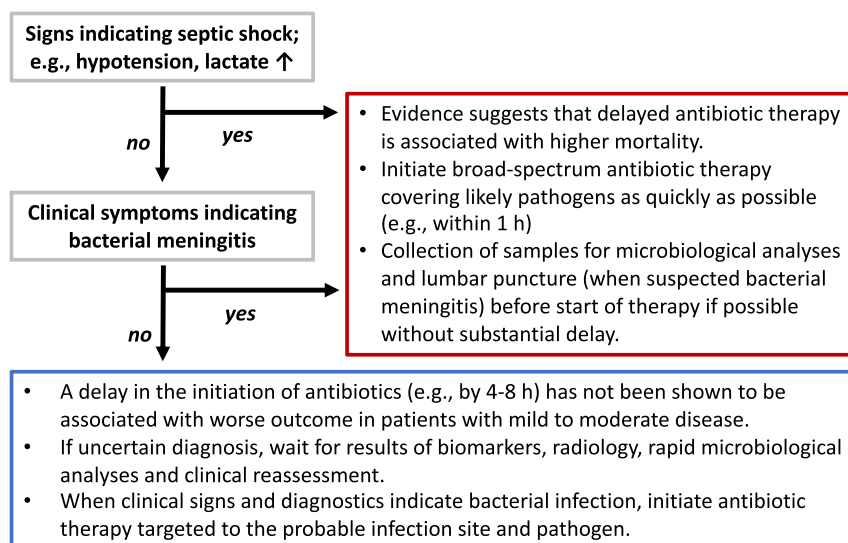


Fig. 2. Suggested approach to early or delayed antibiotic therapy for patients presenting to the emergency department with suspected bacterial infections.

performed prior to antibiotic administration if feasible without causing a substantial delay in therapy initiation.

Importantly, this approach is probably not required in patients with other infectious syndromes of mild to moderate severity. For pneumonia, a longer interval of 4–8 h is normally regarded as early therapy, and for UTIs and IAIs, delays of appropriate therapy >24 h are often not associated with worse clinical outcome. However, it needs to be recognized that the review did not assess the importance of prompt antibiotic therapy in patients with immunosuppression. Allowing a few hours of delay in the initiation of antibiotics in non-severely ill patients with uncertain diagnosis could have important clinical implications (Fig. 2). Instead of immediate initiation of broad-spectrum therapy, antibiotics can be withheld until diagnostic results (biomarkers, radiological examination) are available and clinical reassessment has been performed, thereby promoting the use of narrow-spectrum and ecologically favourable antibiotics, as well as refraining from antibiotic therapy in patients with non-bacterial diseases. If rapid diagnostic tools for antibiotic susceptibility testing within 3–4 h become available, pathogen-directed therapy in the ED would be conceivable.

Knowledge gaps exist regarding which medical conditions require early antibiotics and the relevant cut-offs for time to therapy. Rapidly progressing bacterial infections, such as necrotizing fasciitis, may require prompt initiation of therapy in the ED for survival, also in the absence of septic shock, although no data to support this were found. The quality of evidence is hampered by practical and ethical difficulties in performing RCTs on this topic. Yet, one controlled trial randomizing 2672 patients to pre-hospital antibiotic administration or commencement in the ED (median 96-min difference) found no outcome difference, irrespective of illness severity [3]. Comparisons across study sites and RTCs of patients with less severe presentation, in whom the harm-to-benefit ratio of early antibiotics is unclear, should be considered. To provide clinically useful information study cohorts should represent patients with suspected infections in the ED and not only patients with a confirmed diagnosis in retrospect. Moreover, in future studies time to antibiotics should be clearly defined, documentation of the start of therapy should be accurate, and clinical outcomes in relation to appropriateness of therapy should be reported.

Conclusions

Early (e.g. <1–3 h) broad-spectrum therapy is justified in the most severely ill patients with septic shock or bacterial meningitis to reduce mortality. In patients with mild to moderate disease a delay of therapy (e.g. by 4–8 h) in the ED has not been shown to be associated with worse clinical outcome. Awaiting diagnostic results and performing clinical reassessment to establish a diagnosis could benefit patients and healthcare systems by guiding targeted empirical therapy and promoting appropriate antibiotic use. More robust evidence from prospective clinical trials is needed.

Author contributions

PN and TT coordinated the work. All authors contributed to the study design, search strategies, screening of articles, analysis and writing, and approved the final version of the manuscript.

Transparency declaration

All authors declare no conflict of interest.

Acknowledgments

The study was supported by the Swedish Research Council (grant no. 2019-05911, TT).

Appendix A. Supplementary data

Supplementary data to this article can be found online at <https://doi.org/10.1016/j.cmi.2020.02.032>.

References

- [1] Rhodes A, Evans LE, Alhazzani W, Levy MM, Antonelli M, Ferrer R, et al. Surviving Sepsis Campaign: international guidelines for management of sepsis and septic shock: 2016. *Intensive Care Med* 2017;43:304–77.
- [2] van de Beek D, Cabellos C, Dzupova O, Esposito S, Klein M, Kloek AT, et al. ESCMID guideline: diagnosis and treatment of acute bacterial meningitis. *Clin Microbiol Infect* 2016;22:S37–62.
- [3] Alam N, Oskam E, Stassen PM, Exter PV, van de Ven PM, Haak HR, et al. Prehospital antibiotics in the ambulance for sepsis: a multicentre, open label, randomised trial. *Lancet Respir Med* 2018;6:40–50.
- [4] Klein Klouwenberg PM, Cremer OL, van Vught LA, Ong DS, Frencken JF, Schultz MJ, et al. Likelihood of infection in patients with presumed sepsis at the time of intensive care unit admission: a cohort study. *Crit Care* 2015;19:319.
- [5] Lee CC, Lee CH, Hong MY, Tang HJ, Ko WC. Timing of appropriate empirical antimicrobial administration and outcome of adults with community-onset bacteremia. *Crit Care* 2017;21:119.
- [6] Liu VX, Fielding-Singh V, Greene JD, Baker JM, Iwashyna TJ, Bhattacharya J, et al. The timing of early antibiotics and hospital mortality in sepsis. *Am J Respir Crit Care Med* 2017;196:856–63.
- [7] Peltan ID, Brown SM, Bledsoe JR, Sorensen J, Samore MH, Allen TL, et al. ED door-to antibiotic time and long-term mortality in sepsis. *Chest* 2019;155:938–46.
- [8] Joo YM, Chae MK, Hwang SY, Jin SC, Lee TR, Cha WC, et al. Impact of timely antibiotic administration on outcomes in patients with severe sepsis and septic shock in the emergency department. *Clin Exp Emerg Med* 2014;1:35–40.
- [9] Vilella AL, Seifert CF. Timing and appropriateness of initial antibiotic therapy in newly presenting septic patients. *Am J Emerg Med* 2014;32:7–13.
- [10] de Groot B, Ansems A, Gerling DH, Rijpsma D, van Amstel P, Linzel D, et al. The association between time to antibiotics and relevant clinical outcomes in emergency department patients with various stages of sepsis: a prospective multi-center study. *Crit Care* 2015;19:194.
- [11] Ko BS, Choi SH, Kang GH, Shin TG, Kim K, Jo YH, et al. Time-to-antibiotics and the outcome of patients with septic shock: a propensity score analysis. *Am J Med* 2019. <https://doi.org/10.1016/j.amjmed.2019.09.012> [Epub ahead of print].
- [12] Wisdom A, Eaton V, Gordon D, Daniel S, Woodman R, Phillips C, et al. Impact of timing of initiation of antibiotic therapy on mortality of patients presenting to an Emergency Department with sepsis. *Emerg Med Australas* 2015;27:196–201.
- [13] Puskarich MA, Trzeciak S, Shapiro NI, Arnold RC, Horton JM, Studnek JR, et al. Association between timing of antibiotic administration and mortality from septic shock in patients treated with a quantitative resuscitation protocol. *Crit Care Med* 2011;39:2066–71.
- [14] Ryoo SM, Kim WY, Sohn CH, Seo DW, Koh JW, Oh BJ, et al. Prognostic value of timing of antibiotic administration in patients with septic shock treated with early quantitative resuscitation. *Am J Med Sci* 2015;349:328–33.
- [15] Seymour CW, Gesten F, Prescott HC, Friedrich ME, Iwashyna TJ, Phillips GS, et al. Time to treatment and mortality during mandated emergency care for sepsis. *N Engl J Med* 2017;376:2235–44.
- [16] Gaieski DF, Mikkelsen ME, Band RA, Pines JM, Massone R, Furia FF, et al. Impact of time to antibiotics on survival in patients with severe sepsis or septic shock in whom early goal-directed therapy was initiated in the emergency department. *Crit Care Med* 2010;38:1045–53.
- [17] Ferrer R, Martin-Loeches I, Phillips G, Osborn TM, Townsend S, Dellinger RP, et al. Empiric antibiotic treatment reduces mortality in severe sepsis and septic shock from the first hour: results from a guideline-based performance improvement program. *Crit Care Med* 2014;42:1749–55.
- [18] Nyg rd ST, Langeland N, Flaatten HK, Fanebust R, Haugen O, Skrede S. Aetiology, antimicrobial therapy and outcome of patients with community acquired severe sepsis: a prospective study in a Norwegian university hospital. *BMC Infect Dis* 2014;14:121.
- [19] Filbin MR, Lynch J, Gillingham TD, Thorsen JE, Pasakarnis CL, Nepal S, et al. Presenting symptoms independently predict mortality in septic shock: importance of a previously unmeasured confounder. *Crit Care Med* 2018;46:1592–9.

- [20] Whiles BB, Deis AS, Simpson SQ. Increased time to initial antimicrobial administration is associated with progression to septic shock in severe sepsis patients. *Crit Care Med* 2017;45:623–9.
- [21] Jalili M, Barzegari H, Pourtabatabaei N, Honarmand AR, Boreiri M, Mehrvarz A, et al. Effect of door-to-antibiotic time on mortality of patients with sepsis in emergency department: a prospective cohort study. *Acta Med Iran* 2013;51:454–60.
- [22] Auburtin M, Wolff M, Charpentier J, Varon E, Le Tulzo Y, Girault C, et al. Detrimental role of delayed antibiotic administration and penicillin-nonsusceptible strains in adult intensive care unit patients with pneumococcal meningitis: the PNEUMOREA prospective multicenter study. *Crit Care Med* 2006;34:2758–65.
- [23] Bodilsen J, Dalager-Pedersen M, Schonheyder HC, Nielsen H. Time to antibiotic therapy and outcome in bacterial meningitis: a Danish population-based cohort study. *BMC Infect Dis* 2016;16:392.
- [24] Sheley J, Willman D, Downen J, Bergman S. Investigation of the selection and timing of pharmacological therapy in community-acquired bacterial meningitis. *PT* 2016;41:437–41.
- [25] Proulx N, Frechette D, Toye B, Chan J, Kravcik S. Delays in the administration of antibiotics are associated with mortality from adult acute bacterial meningitis. *QJM* 2005;98:291–8.
- [26] Lepur D, Barsic B. Community-acquired bacterial meningitis in adults: antibiotic timing in disease course and outcome. *Infection* 2007;35:225–31.
- [27] Goswami RP, Goswami RP, Basu A, Tripathi SK, Chakrabarti S, Chattopadhyay I. Predictors of mortality in leptospirosis: an observational study from two hospitals in Kolkata, eastern India. *Trans R Soc Trop Med Hyg* 2014;108:791–6.
- [28] Glim aker M, Johansson B, Grindborg O, Bottai M, Lindquist L, S j lin J. Adult bacterial meningitis: earlier treatment and improved outcome following guideline revision promoting prompt lumbar puncture. *Clin Infect Dis* 2015;60:1162–9.
- [29] Koster-Rasmussen R, Korshin A, Meyer CN. Antibiotic treatment delay and outcome in acute bacterial meningitis. *J Infect* 2008;57:449–54.
- [30] Grindborg O, Nauc ler P, S j lin J, Glim aker M. Adult bacterial meningitis—a quality registry study: earlier treatment and favourable outcome if initial management by infectious diseases physicians. *Clin Microbiol Infect* 2015;21:560–6.
- [31] Aronin SI, Peduzzi P, Quagliarello VJ. Community-acquired bacterial meningitis: risk stratification for adverse clinical outcome and effect of antibiotic timing. *Ann Intern Med* 1998;129:862–9.
- [32] Houck PM, Bratzler DW, Nsa W, Ma A, Bartlett JG. Timing of antibiotic administration and outcomes for Medicare patients hospitalized with community-acquired pneumonia. *Arch Intern Med* 2004;164:637–44.
- [33] Querol-Ribelles JM, Tenias JM, Fores R, Vila G, Lillo A, Beneyto M, et al. Antibiotic treatment onset delay and clinical evolution in admitted patients with community-acquired pneumonia. *Med Clin* 2008;130:366–70.
- [34] Lee JS, Nsa W, Hausmann LR, Trivedi AN, Bratzler DW, Auden D, et al. Quality of care for elderly patients hospitalized for pneumonia in the United States, 2006 to 2010. *JAMA Intern Med* 2014;174:1806–14.
- [35] Iroezindu MO, Isiguzo GC, Chima EI, Mbata GC, Onyedibe KI, Onyedum CC, et al. Predictors of in-hospital mortality and length of stay in community-acquired pneumonia: a 5-year multi-centre case control study of adults in a developing country. *Trans R Soc Trop Med Hyg* 2016;110:445–55.
- [36] Daniel P, Rodrigo C, McKeever TM, Woodhead M, Welham S, Lim WS, et al. Time to first antibiotic and mortality in adults hospitalised with community-acquired pneumonia: a matched propensity analysis. *Thorax* 2016;71:568–70.
- [37] Bordon J, Aliberti S, Duvvuri P, Wiemken T, Peyrani P, Natividad I, et al. Early administration of the first antimicrobials should be considered a marker of optimal care of patients with community acquired pneumonia rather than a predictor of outcomes. *Int J Infect Dis* 2013;17:e293–8.
- [38] Meehan TP, Fine MJ, Krumholz HM, Scinto JD, Galusha DH, Mockalis JT, et al. Quality of care, process, and outcomes in elderly patients with pneumonia. *JAMA* 1997;278:2080–4.
- [39] Dedier J, Singer DE, Chang Y, Moore M, Atlas SJ. Processes of care, illness severity, and outcomes in the management of community-acquired pneumonia at academic hospitals. *Arch Intern Med* 2001;161:2099–104.
- [40] Marti C, John G, Genne D, Prendki V, Rutschmann OT, Stirnemann J, et al. Time to antibiotics administration and outcome in community-acquired pneumonia: secondary analysis of a randomized controlled trial. *Eur J Intern Med* 2017;43:58–61.
- [41] Simonetti A, Viasus D, Garcia-Vidal C, Adamuz J, Roset A, Manresa F, et al. Timing of antibiotic administration and outcomes of hospitalized patients with community-acquired and healthcare-associated pneumonia. *Clin Microbiol Infect* 2012;18:1149–55.
- [42] Marrie TJ, Wu L. Factors influencing in-hospital mortality in community-acquired pneumonia: a prospective study of patients not initially admitted to the ICU. *Chest* 2005;127:1260–70.
- [43] Waterer GW, Kessler LA, Wunderink RG. Delayed administration of antibiotics and atypical presentation in community-acquired pneumonia. *Chest* 2006;130:11–5.
- [44] Lee JS, Primack BA, Mor MK, Stone RA, Obrosky DS, Yealy DM, et al. Processes of care and outcomes for community-acquired pneumonia. *Am J Med* 2011;124:1175. e9–17.
- [45] Menendez R, Torres A, Reyes S, Zalacain R, Capelastegui A, Aspa J, et al. Initial management of pneumonia and sepsis: factors associated with improved outcome. *Eur Respir J* 2012;39:156–62.
- [46] Gattarello S, Borgatta B, Sole-Violan J, Valles J, Vidaur L, Zaragoza R, et al. Decrease in mortality in severe community-acquired pneumococcal pneumonia: impact of improving antibiotic strategies (2000–2013). *Chest* 2014;146:22–31.
- [47] Yahav D, Leibovici L, Goldberg E, Bishara J, Paul M. Time to first antibiotic dose for patients hospitalised with community-acquired pneumonia. *Int J Antimicrob Agents* 2013;41:410–3.
- [48] Babich T, Zusman O, Elbaz M, Ben-Zvi H, Paul M, Leibovici L, et al. Empirical antibiotic treatment does not improve outcomes in catheter-associated urinary tract infection: prospective cohort study. *Clin Infect Dis* 2017;65:1799–805.
- [49] Wiggers JB, Sehgal P, Pinto R, MacFadden D, Daneman N. The association of adequate empirical treatment and time to recovery from bacteraemic urinary tract infections: a retrospective cohort study. *Clin Microbiol Infect* 2019;25:1253–8.
- [50] Eliakim-Raz N, Babitch T, Shaw E, Addy I, Wiegand I, Vank C, et al. Risk factors for treatment failure and mortality among hospitalized patients with complicated urinary tract infection: a multicenter retrospective cohort study (RESCUING Study Group). *Clin Infect Dis* 2019;68:29–36.
- [51] Lee SS, Kim Y, Chung DR. Impact of discordant empirical therapy on outcome 516 of community acquired bacteremic acute pyelonephritis. *J Infect* 2011;62:159–64.
- [52] Esparcia A, Artero A, Eiros JM, Balaguer M, Madrazo M, Alberola J, et al. Influence of inadequate antimicrobial therapy on prognosis in elderly patients with severe urinary tract infections. *Eur J Intern Med* 2014;25:523–7.
- [53] Karvellas CJ, Abalde JG, Arabi YM, Kumar A. Cooperative Antimicrobial Therapy of Septic Shock Database Research G. Appropriate and timely antimicrobial therapy in cirrhotic patients with spontaneous bacterial peritonitis-associated septic shock: a retrospective cohort study. *Aliment Pharmacol Ther* 2015;41:747–57.
- [54] Karvellas CJ, Abalde JG, Zepeda-Gomez S, Moffat DC, Mirzanejad Y, Vazquez-Grande G, et al. The impact of delayed biliary decompression and antimicrobial therapy in 260 patients with cholangitis-associated septic shock. *Aliment Pharmacol Ther* 2016;44:755–66.
- [55] Karvellas CJ, Dong V, Abalde JG, Lester EL, Kumar A. The impact of delayed source control and antimicrobial therapy in 196 patients with cholecystitis-associated septic shock: a cohort analysis. *Can J Surg* 2019;62:189–98.
- [56] Teller B, Skrupky LP, Symons W, High E, Micek ST, Mazuski JE. Inadequate source control and inappropriate antibiotics are key determinants of mortality in patients with intra-abdominal sepsis and associated bacteremia. *Surg Infect* 2015;16:785–93.