



HAL
open science

The Xanthate Route to Indolines, Indoles, and their Aza Congeners

Samir Zard

► **To cite this version:**

Samir Zard. The Xanthate Route to Indolines, Indoles, and their Aza Congeners. Chemistry - A European Journal, 2020, 26 (56), pp.12689-12705. 10.1002/chem.202001341 . hal-03416856

HAL Id: hal-03416856

<https://hal.science/hal-03416856v1>

Submitted on 5 Nov 2021

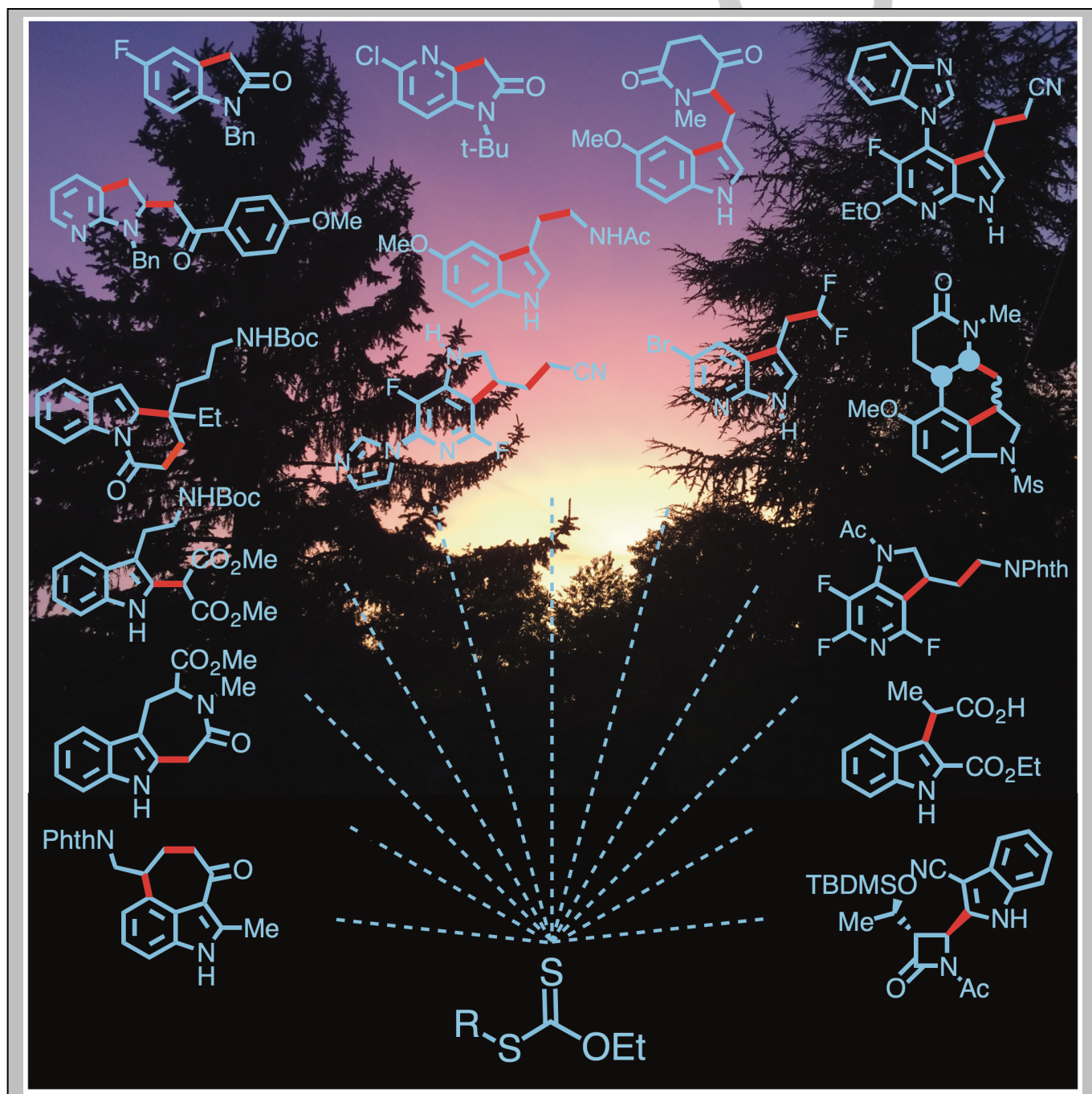
HAL is a multi-disciplinary open access archive for the deposit and dissemination of scientific research documents, whether they are published or not. The documents may come from teaching and research institutions in France or abroad, or from public or private research centers.

L'archive ouverte pluridisciplinaire **HAL**, est destinée au dépôt et à la diffusion de documents scientifiques de niveau recherche, publiés ou non, émanant des établissements d'enseignement et de recherche français ou étrangers, des laboratoires publics ou privés.

The Xanthate Route to Indolines, Indoles, and their Aza Congeners

Samir Z. Zard^{*[a]}

Dedicated with respect to the memory of Professor Rolf Huisgen, a chemistry hero to many.



REVIEW

Text for frontispiece: Intermolecular radical addition of xanthates followed by radical cyclisation to aromatic or heteroaromatic rings allows the convergent and modular synthesis of myriad indolines, indoles, and their aza analogues under mild conditions. The tolerance for polar functional groups and the introduction of fluorinated motifs are particularly noteworthy. This chemistry can be applied to the simplified synthesis of alkaloids and medicinally relevant structures.

[a] Prof. Dr. S. Z. Zard
Laboratoire de Synthèse Organique, UMR 7652
Ecole Polytechnique
91128 Palaiseau, France
E-mail: samir.zard@polytechnique.edu

Abstract: Convergent routes to a variety of indolines, indoles, oxindoles, and their aza analogues involving radical additions of xanthates are described. Three approaches are summarized. The first is the least general and relies on the generation of aryl or heteroaryl radicals starting from diazonium salts. The second involves radical addition to *N*-allylanilines followed by ring-closure onto the aromatic core. A large variety of indolines and azaindolines can thus be obtained and, in many cases, converted into the corresponding indoles and azaindoles by various methods. The synthesis of novel fluoroazaindolines and fluoroazaindoles by a rare homolytic *ipso*-substitution of fluorine atoms is particularly noteworthy. The last approach hinges on the direct modification of indoles by radical addition to the pyrrole subunit of the indole nucleus. Application of this methodology to the total synthesis of melatonin and the alkaloids mersicarpine, caulerpine, and the pentacyclic skeleton of tronocarpine is briefly discussed. Most of the compounds described herein would be difficult to obtain by more traditional routes.

1. Introduction


The indole/indoline and pyridine/piperidine couples constitute the most prominent heterocyclic motifs in nature.^[1] A large proportion of alkaloids contain these subunits,^[2] and medicinal chemists consider them among the most important pharmacophores.^[3] As a consequence, a vast number of reactions have been devised to access these privileged structures and a vigorous effort is continuing in search of further methods to expand the available synthetic armamentarium.^[1] In the present review, approaches to indoles, indolines, and their aza analogues, relying on the unique radical chemistry of dithiocarbonates (xanthates) will be briefly described.

It would be a futile task to attempt to provide a digestible summary of the immense literature related to the synthesis of indoles and indolines. Suffice it to say that the various routes can be roughly divided into three categories, and that indoles and indolines can generally be interconverted, so that access to one family can be construed as a potential entry into the other. The first category starts with *ortho*-substituted anilines or their precursors, such as nitrobenzenes. Several textbook named reactions fall into this class: the Batcho-Leimburger, Reissert, Madelung, Hegedus, and Larock syntheses.^[1,4] The second category encompasses approaches starting with anilines or their precursors without the need for an extra functionalization in the *ortho*-position. In this class one finds the great Fischer indole synthesis and its more modern variants,^[5] as well as the Gassman, Bartoli, and Nenitzescu reactions, the last starting with a benzoquinone.^[1,4] These reactions offer the advantage of simpler and more accessible starting materials than those of the first category and

can therefore lead to a broader diversity of structures. The price to pay is the possible formation of regioisomers, depending on the nature and position of the substituents on the aromatic ring, since the ring-closure leading to the 5-membered ring portion of the indole can in principle take place on either side of the aniline nitrogen. The last category consists of methods allowing the modification of existing indoles. Numerous ionic, organometallic, and radical processes have been used to this end.^[1,6] Xanthates can be used in all three categories. They complement earlier methods and allow the synthesis of a broad diversity of indolines and indoles, oxindoles, as well as their aza analogues which are gaining importance in medicinal and plant protection chemistry.^[7]

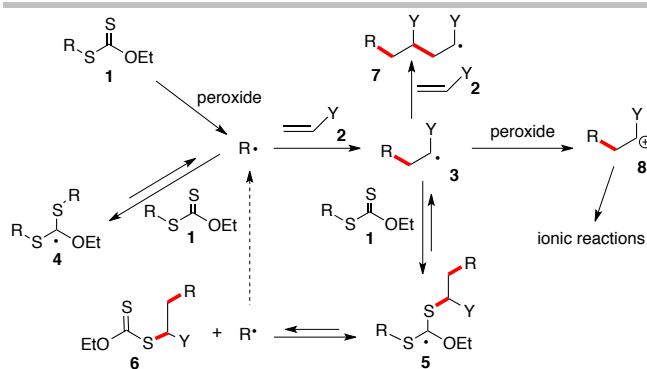
2. Mechanism of the Xanthate Addition to Alkenes

Biographical Sketch. **Samir Z. Zard** was born in 1955 in Ife, Nigeria. His training as a chemist started at the American University of Beirut, then at Imperial College, London, and finally at the Université Paris-Sud, Orsay, France, where he received his doctorate under the supervision of Professor Sir Derek Barton in 1983. His main research concerns the study and development of new reactions and processes, with a special interest in radicals, organosulfur derivatives, alkynes, and nitro compounds. In addition to a number of academic awards, he received in 2007 the Croix de Chevalier de la Légion d'Honneur.



The radical addition of xanthates to alkenes embodies a number of unique features that need to be briefly explained. The key element is the ability of xanthates and their congeners to *reversibly store* reactive radicals in a *dormant* form. This enhances significantly their lifetime, even in a concentrated medium, while simultaneously *regulating* their *absolute* and *relative* concentrations.^[8] This remarkable property can be readily understood by studying the simplified mechanistic manifold outlined in Scheme 1.

REVIEW



Scheme 1. Mechanistic Manifold for the Addition of Xanthates to Alkenes.

Radical R^\bullet derived from xanthate **1** following an initiation step is rapidly captured by another xanthate molecule to give adduct **4**. This reaction is *fast, reversible and degenerate*. This new radical is stabilised by three heteroatoms, it is too bulky to couple rapidly with other radicals, and is unable to undergo disproportionation because it bears no β -hydrogens. Its main reaction channel is to fragment back to R^\bullet . The continuous regeneration of starting radical R^\bullet increases considerably its *effective lifetime*, allowing it to react even with *electronically unbiased* alkene **2**. Adduct radical **3** is in turn reversibly intercepted by xanthate **1** and the resulting adduct **5** is likewise a dormant species. The *absolute* steady state concentration of radicals R^\bullet and **3** remains extremely low because the equilibrium favors the generally more stabilized adduct radicals **4** and **5**. Active radicals R^\bullet and **3** are hence *reversibly stored* in an inactive dormant state *most of the time*. As a consequence, unwanted radical-radical interactions are significantly curtailed.

Furthermore, the fast equilibration between radicals R^\bullet and **3** (through intermediate **5**) makes it possible to modulate their *relative* concentration by a judicious choice of the reacting partners, so as to discourage the formation of oligomers **7** and favor instead the pathway leading to product **6**. This is usually accomplished by selecting radical R^\bullet in such a way that it is more stable than adduct radical **3**. The collapse of intermediate **5** will therefore proceed more easily towards the former. In this simple analysis, polar factors have been neglected even though they can play an important role.

In cases where adduct radical **3** is stabilized by an electron-donating group, it is possible to use the peroxide to oxidize it into cation **8**. This crossover from the radical to the cationic manifold has proved exceedingly valuable for the synthesis of indolines, indoles, oxindoles, and myriad other (hetero)aromatic derivatives. There are many more subtle aspects to this process. Interested readers will find more detailed mechanistic discussions in the reviews listed in ref.9.[9]

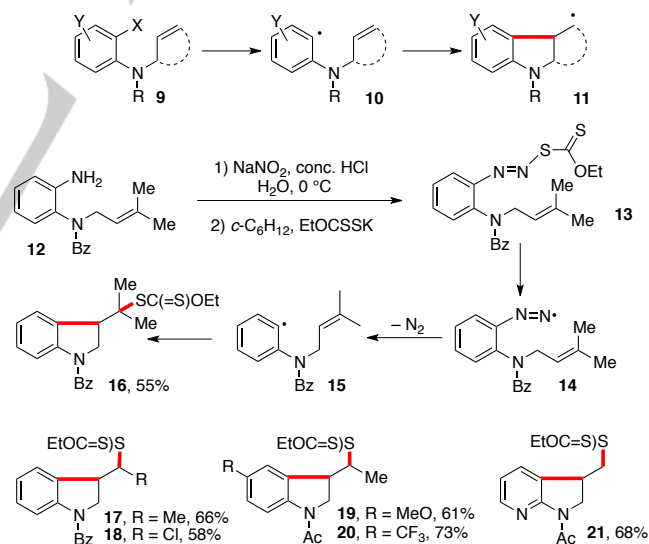
From a preparative standpoint, this technology offers a number of decisive advantages, namely: very inexpensive (bulk price 2 to 5 USD per kg!) and non-toxic reagents; easily scalable and safe experimental procedures; the ability to operate at high concentration and in many cases even without a solvent; and, last but not least, a broad compatibility with many functional groups, especially polar functions that are often problematic with other chemistries. More than 2000 additions have been described so far, pitting numerous alkenes against hundreds of xanthates bearing a wide variety of functional groups. This brief review

summarizes novel routes to indolines, indoles, oxindoles, and their aza congeners devised using this powerful chemistry.

3. Indolines by Radical Cyclization

3.1. Cyclizations Starting with Aromatic Radicals

Most of the previous radical based pathways to indolines involve the cyclization of aryl radicals **10** onto a tethered alkene to furnish adduct **11** (Scheme 2). Substituent X in precursor **9** is most frequently a bromine, an iodine, or a diazonium salt, and the corresponding radical **10** can be generated using a variety of reagents: stannanes, silanes, hypophosphorus salts, transition metal salts and complexes, etc.[10] By contrast, producing aryl radicals directly from xanthates is problematic. The reason lies in the difficult fragmentation of adducts such as **4** and **5** in Scheme 1, when high energy aryl radicals have to be created ($R^\bullet = Ar^\bullet$). There is however an indirect route to aryl radicals via diazonium salts.[11] This contrivance is illustrated starting from aniline **12**. Diazotization followed by addition of potassium O-ethyl xanthate gives rise to diazenyl xanthate **13**. Laboratory lighting is sufficient to initiate a highly efficient chain reaction, whereby diazanyl radical **14** is formed followed by loss of molecular nitrogen, ring-closure of aryl radical **15**, and, finally, transfer of the xanthate group by reaction of the cyclized radical with diazenyl xanthate **13**. The overall sequence affords indoline **16**. Five indolines **17-21** were prepared in the same manner, the last being an example of an azaindoline.



Scheme 2. Indolines and Azaindolines from Diazonium Salts.

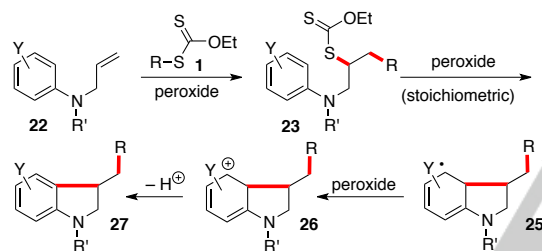
It is important to add an organic solvent, cyclohexane in this case, *before* the gradual addition of the xanthate salt. The diazenyl xanthate **13** dissolves in the organic layer as it is formed and does not separate from the aqueous diazotization medium. This avoids triggering an exothermic chain reaction in the *neat* material, which *could lead to an explosion*, especially if the diazenyl xanthate separates as a liquid. This is the *only case* where handling xanthates could pose a safety hazard due to fast propagation

REVIEW

steps and the uncontrollable liberation of molecular nitrogen. Prior addition of an organic solvent and the portion-wise incorporation of the xanthate salt dilutes the diazenyl xanthate and makes the process safe and easily controllable and scalable. Such precautions are not necessary with the transformations discussed hereafter.

3.2. Radical Cyclizations onto Aromatic Rings

The above route to indolines and azaindolines suffers from the same drawback as for previously described methods, namely the need for *ortho* functionalized aromatic precursors. In the present case, the *ortho* amino group is necessary for the formation of the requisite diazonium salt. Despite this limitation, most radical based methods have adopted this strategy because the rate constant for the 5-*exo* cyclisation of an aromatic radical **10** is exceedingly high ($k > 10^7 \text{s}^{-1}$)^[12] and can easily compete with other pathways open to the radical, such as premature hydrogen atom abstraction from the reagent (e. g. Bu_3SnH) or the solvent. The alternative mode whereby an alkyl radical closes onto an aromatic or heteroaromatic ring is less easily implemented because it is a much slower and, in many cases, a reversible process (see **24** \rightarrow **25** in Scheme 3). Thus, a study by Gansäuer, Grimme, and co-workers has determined a rate constant for the cyclisation of approximately 10^3s^{-1} , which is several orders of magnitude smaller than that for the **10** \rightarrow **11** step.^[13]

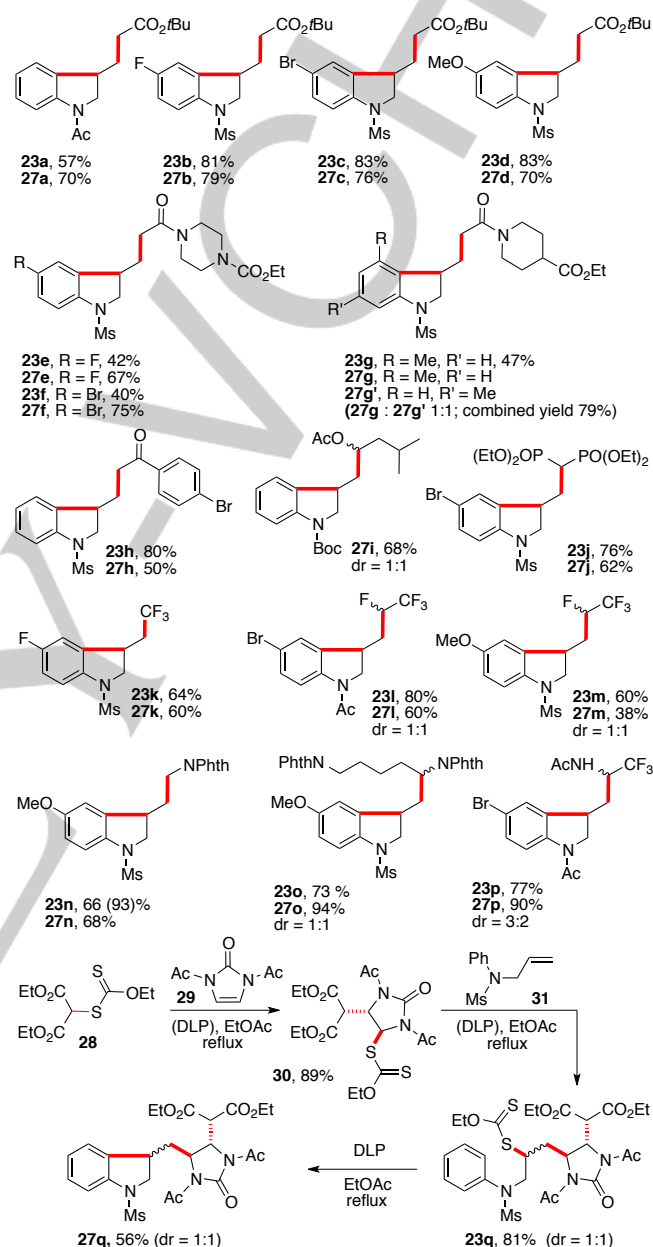


Scheme 3. General Mechanistic Scheme for Indoline Formation.

The relatively long lifetime of radicals produced by the xanthate method, as discussed above, can be exploited to overcome this kinetic barrier and, in association with the ability to accomplish *intermolecular* additions to un-activated alkenes, opens up vast possibilities for the synthesis of indolines and indoles. The conception underlying this approach is outlined in Scheme 3. Readily accessible *N*-allyl anilines **22** are used as the alkene partners in the radical addition with xanthate **1**. The resulting adduct **23** is then subjected to the action of a stoichiometric radical **24** under conditions where the only trap (apart from the solvent) is the aromatic ring. The ring closure furnishes stabilized cyclohexadienyl radical **25**, which can be oxidized into the corresponding cation **26** by an electron transfer to the peroxide. Loss of a proton finally gives the desired indoline **27**.

In this process, the peroxide is used both as an initiator and as a stoichiometric oxidant. It is worthwhile pointing out that this transformation can be viewed as the synthetic equivalent of an intramolecular Friedel-Crafts reaction, performed under neutral, non-acidic and metal-free conditions. The final indoline **27** derives in a modular fashion from two components, xanthate **1** and *N*-allyl

aniline **22**, both of which can bear a variety of different functional groups. The potential for generating diversity is therefore immense. The examples collected in Scheme 4 provide a glimpse of the possibilities.^[14-21] The structure of intermediate adducts **23a-p** is not shown, but the yields for the addition step are given.



Scheme 4. Convergent Syntheses of Indolines.

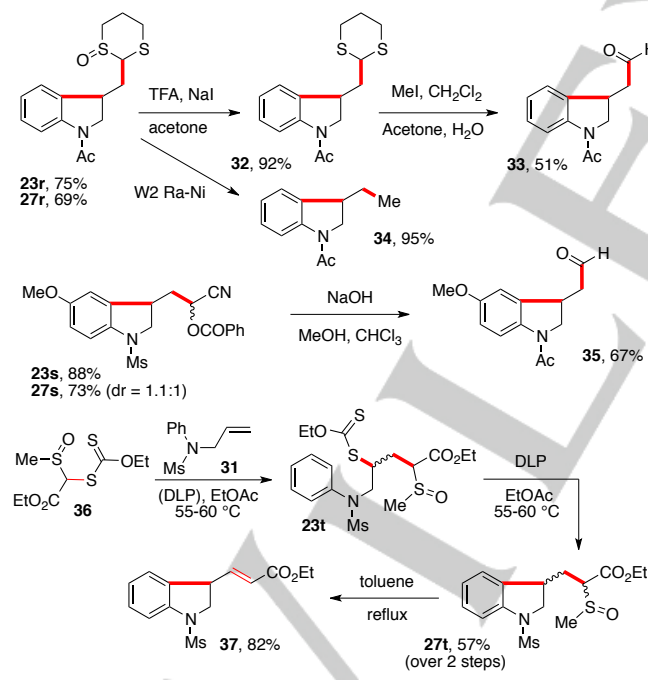
Throughout this review, the yields in parenthesis (e. g., for **23n**) correspond to yields based on recovered starting material. The xanthate partner can contain various groups: ester (**27a-d**), amide (**27e-g**), ketone (**27h**),^[14] acetoxy (**27i**),^[15] bis-phosphonate (**27j**),^[16] trifluoromethyl (**27k**),^[17] tetrafluoroethyl (**27l,m**),^[18] protected amine (**27n**; Nphth = phthalimide),^[19] protected diamine (**27o**),^[20] and α -trifluoromethyl acetamide (**27p**).^[21] Notice that the yield of adducts **23**, arising from an *intermolecular* radical addition to an unactivated alkene, are generally *higher* than the actual

REVIEW

intramolecular step leading to indolines **27**. When the substituent on the aromatic ring is in the *meta* position as in **23g**, the cyclization leads to a mixture of two regioisomers **24g** and **24g'** in comparable yield. The lack of regioselectivity when two possible cyclization sites are available is the main shortcoming of this approach, similarly to methods of the second category (e. g., Fischer indole synthesis) discussed in the introduction.

Xanthate chemistry also allows in some instances a three-component construction of highly complex indolines. One sequence is displayed in the lower part of Scheme 4. It involves the first addition of malonyl xanthate **28** to imidazolinone **29** to give adduct **30**, followed by a subsequent addition to allylaniline **31** and cyclization of resulting xanthate **23q** to furnish indoline **27q**.^[22] DLP is the acronym for Di-Lauroyl Peroxide (also sold as lauroyl peroxide, or Laurox[®] or Luperox LP[®]). DLP is placed in parentheses in the first and second steps to indicate that it is used as an initiator, whereas it is used in stoichiometric amounts in the third step (no parentheses).

Modification of the initial indolines constitutes another springboard to access structural diversity. Some examples are provided in Scheme 5. Indoline **27r** can thus be converted into dithiane **32** and thence into aldehyde **33** using standard reactions.^[23] Alternatively, desulfurization with Raney nickel affords ethyl indoline **34**. The overall sequence in this case corresponds to the addition-cyclization of a methyl radical, which cannot be done directly because methyl radicals are not stabilized and are difficult to generate cleanly using this xanthate chemistry (cf. the case of aryl radicals discussed in section 3.1).

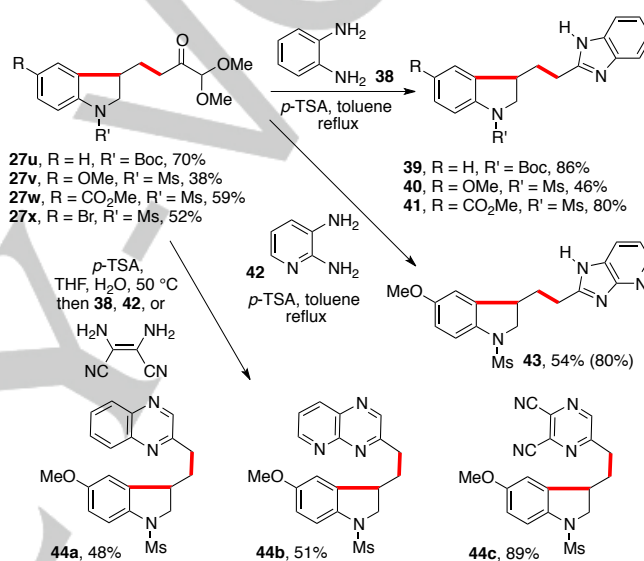


Scheme 5. Further Modifications of Indolines.

Another route to aldehydes is by gentle saponification of the cyanohydrin benzoate motif in indoline **27s** which leads to aldehyde **35**.^[24] Xanthate **36** allows the synthesis of indoline **37** possessing an unsaturated ester side-chain.^[25] Both radical steps leading to adduct **23t** and indoline **27t** have to be conducted at slightly lower temperatures to avoid premature elimination of the

sulfoxide group. The use of the more thermally robust methyl sulfoxide instead of the more common phenyl- or tolyl-sulfoxide further helps in managing the reaction sequence.^[26]

Various heteroaromatics can be attached to the indoline by employing xanthates bearing an appropriate functionality. Five examples are depicted in Scheme 6 starting with indolines **27u-x** containing a monoprotected α -ketoaldehyde.^[27] Heating with *o*-phenylenediamine **38** and *p*-toluenesulfonic acid in refluxing toluene interestingly furnish benzimidazoles **39-41** where the aldehyde carbon has been lost by an unusual mechanism. Under the same conditions, indoline **27v** reacts with diaminopyridine **42** to give the corresponding pyridoimidazole **43**. By first hydrolysing the acetal before heating with the diamine results in the formation of a pyrazine or a quinoxaline, as illustrated by the synthesis of quinazolines **44a** and **44b**, and pyrazine **44c**.



Scheme 6. Introduction of Heteroaromatic Side-Chains.

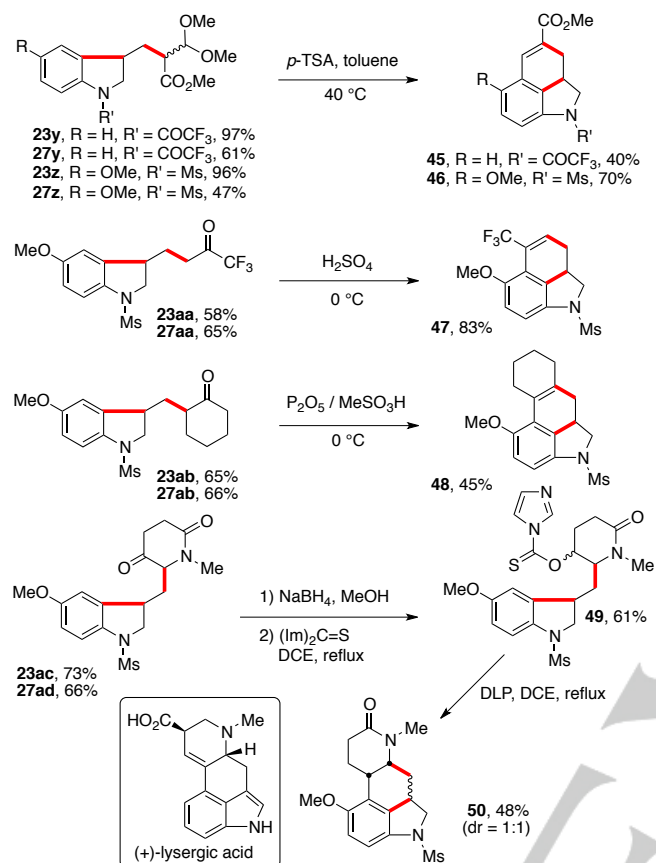
The ability to introduce ketones and masked aldehydes into the side-chain of the indolines opens another venue for the construction of molecular architectures of increased complexity through an alliance with the Friedel-Crafts reaction. Several examples are pictured in Scheme 7.^[28] In the first two, gentle heating of acetals **27y** and **27z** with *p*-toluenesulfonic acid in toluene gives rise to tricyclic structures **45** and **46** respectively. Not unexpectedly, the presence of an electron-donating methoxy group in the latter example increases the efficiency of the electrophilic aromatic substitution.

The synthesis of trifluoromethyl-substituted tricyclic indoline **47** illustrates both the ease of accessing trifluoromethyl ketones such as precursor **23aa** by addition of the a trifluoroacetyl xanthate to alkenes^[29] and the ability, more generally, of preparing fluorinated compounds.^[30]

Higher polycyclic indolines can be obtained by starting with adducts derived from cyclic ketonyl xanthates. Tetracyclic indoline **48** prepared from cyclohexanone **27ab** is a representative example.^[28] The synthesis of indoline **50**, which can be viewed as an analogue of lysergic acid, does not rely on a Friedel-Crafts based cyclisation but on a radical ring closure of thiocarbonyl imidazolide **49** proceeding under mild conditions.^[28]

REVIEW

This transformation was inspired by an earlier observation by Minisci and co-workers, who reported the radical addition of a Barton-McCombie type xanthate onto protonated pyridines and quinolines.^[31]



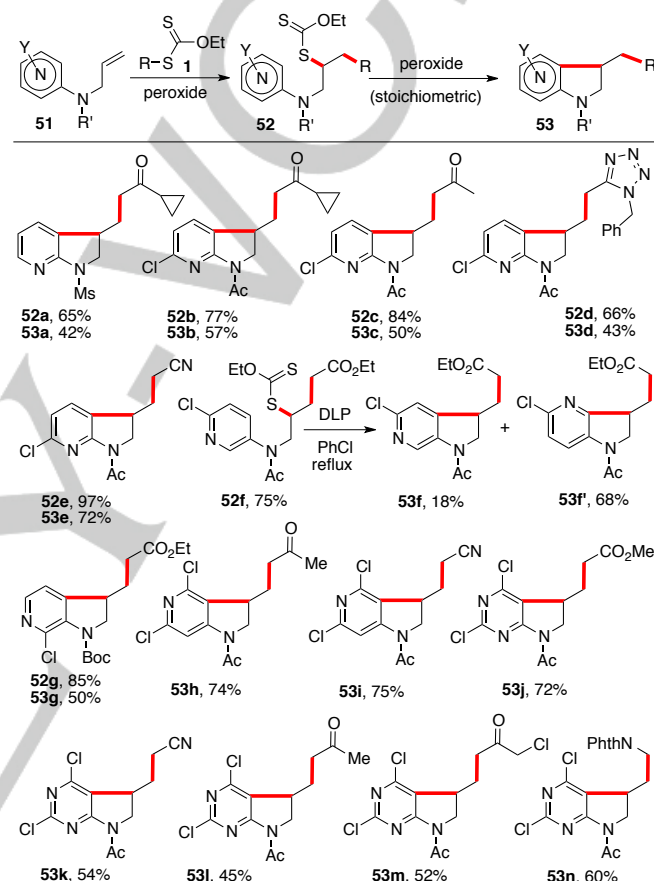
Scheme 7. Synthesis of Tricyclic and Tetracyclic Indolines.

3.3. Cyclizations onto Pyridines and Pyrimidines

Classical methods for synthesis of indolines and indoles do not readily extend to their aza congeners. Ortho substituted aminopyridines are less accessible, and the powerful Fischer indole synthesis requires harsh conditions and often proceeds poorly and sometimes completely fails with pyridyl hydrazones.^[32] The xanthate-based approach does not suffer from such limitations. The intermolecular xanthate addition to *N*-allyl aminopyridines **51** and the subsequent ring closure of adduct **52** to give azaindolines **53** take place normally (Scheme 8). The main requirement is the need to lower the nucleophilicity of the pyridine nitrogen to avoid an ionic reaction with the xanthate group starting by a nucleophilic attack on the thiocarbonyl group. Curtailing the nefarious effect of the pyridine nitrogen can be accomplished electronically, by protonation or by placing electro-withdrawing groups on the ring, or sterically by having a substituent on position 2.

The examples collected in scheme 8 give an idea of the potential of this approach. The presence of the chlorine atom in most of the products is beneficial, both in counteracting the nucleophilicity of the pyridine nitrogen and in providing a handle for many subsequent transformations, especially as regards transition metal mediated coupling reactions.^[33,34] When two positions for

cyclisation are available, a mixture of two regioisomers are generally observed, with one of the two often dominating. The conversion of adduct **52f** thus furnishes azaindolines **53f** and **53f'** in 18% and 68% yield respectively, in line with the earlier observations regarding the greater reactivity of the 2-position towards radical attack.^[35] Compounds **53j-n** are examples of diazaindolines derived from radical cyclisations onto a pyrimidine ring.^[34] Finally, several of the azaindolines in Scheme 8 were prepared directly, without isolation of the intermediate adducts **52**. This is the case for azaindolines **53h-n**.



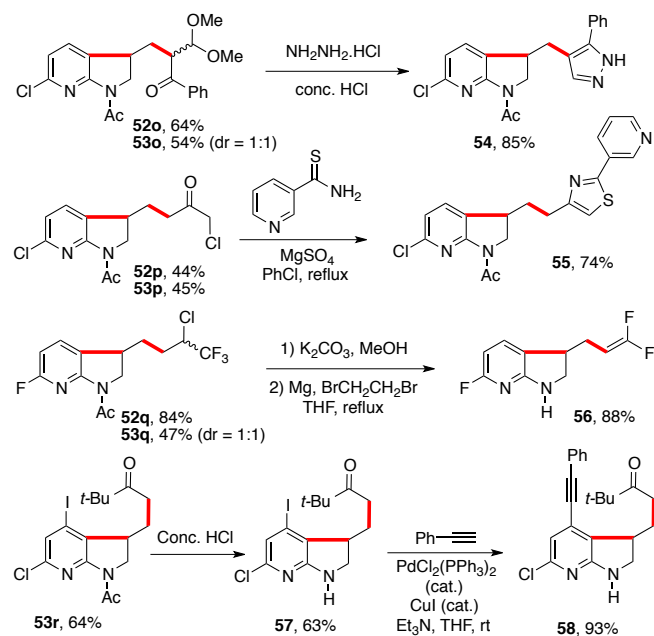
Scheme 8. Convergent Approach to Azaindolines and Diazaindolines.

In a similar manner to indolines, the large variety of functional groups that can be introduced authorizes numerous subsequent transformations to increase the diversity and complexity of the accessible azaindolines. A few examples are presented in Scheme 9. Protected ketoaldehyde **53o** is thus readily converted into pyrazole **54** and chloroketone **53p** reacts with thionicotinamide to give thiazole **55**.^[33b] Trifluoromethyl chloroindoline **53q** can be reduced into difluoroalkene **56** without harm to the fluorine present on the pyridine ring.^[36]

The synthesis of azaindoline **53r** underscores the compatibility of the radical process with the presence of iodine on the aromatic ring.^[33b] This compound constitutes an interesting scaffold for generating libraries since it contains at least four points of diversification with orthogonal reactivities: the iodine, the chlorine, the extranuclear nitrogen, and the ketone. The Sonogashira coupling leading to alkyne **58** is an illustration of a chemoselective

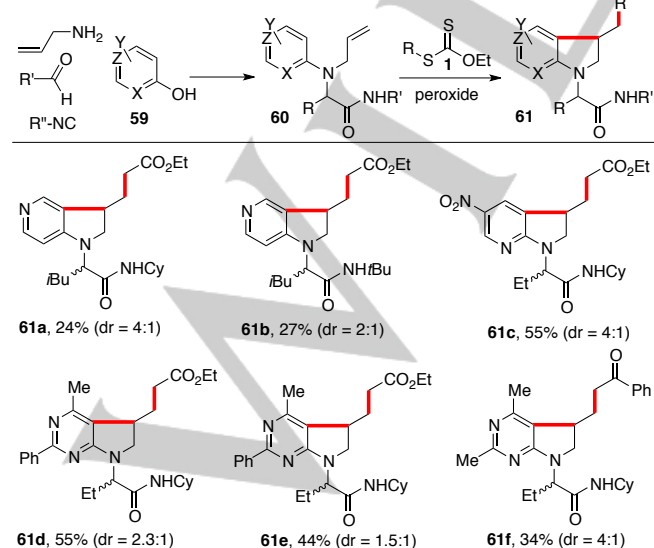
REVIEW

modification. It is also worth emphasizing the possibility of replacing the *t*-butyl ketone, which derives from the xanthate partner, with a plethora of other functional groups.



Scheme 9. Further Modifications of Azaindoles.

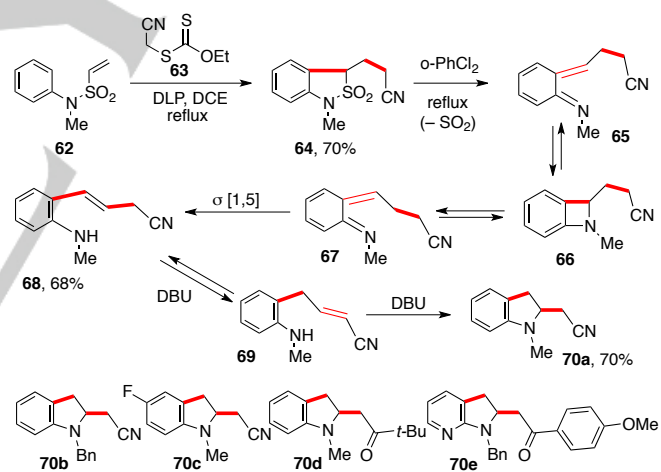
El Kaim and Grimaud reported a series of azaindoles possessing elaborate substituents on the indoline nitrogen.^[37] They associated the xanthate radical chemistry with the Ugi-Smiles reaction they invented.^[38] Thus, a mixture of allylamine, an aldehyde, an isonitrile, and a hydroxy pyridine or hydroxypyrimidine **59** evolves smoothly into compounds **60**, which then undergo the same addition cyclisation with xanthates **1** to furnish the corresponding azaindoles **61** (Scheme 10). The intermediate radical adduct was not isolated, so the yields given for the six examples arrayed in Scheme 10 correspond to the direct conversion of amides **60** into azaindoles **61**.



Scheme 10. An Alliance with the Ugi-Smiles Reaction.

3.4. Synthesis of 2-Substituted Indolines and Azaindoles

The indolines described so far are substituted in the 3-position. Substituents in position 2 can be incorporated by starting with a more substituted allyl motif. A quite different and counterintuitive approach relies on vinylsulfonamides such as **62** (Scheme 11).^[39] The addition cyclisation with xanthate **63** leads to sultam **64**, a compound that undergoes cheletropic elimination of sulfur dioxide upon heating in refluxing *o*-dichlorobenzene.^[40] The highly reactive *trans*-azadiene **65** thus formed is in equilibrium with azetine **66**, itself in equilibrium, via an electrocyclic ring opening, with *cis*-azadiene **67**. This last intermediate is geometrically well disposed for an irreversible [1,5] sigmatropic rearrangement to give *N*-methyl aniline **68**. The sequence can be construed as a general method for the synthesis of *o*-substituted anilines. Advantage can be taken of the presence of the nitrile group in product **68** to reversibly isomerize the alkene and generate conjugated nitrile **69** that spontaneously closes into indoline **70a**. The same sequence can be applied using other xanthates bearing an electron-withdrawing group to facilitate the migration of the alkene and generate the internal Michael acceptor. Four additional examples **70b-e** are given in Scheme 11, the last being an azaindoline. This strategy has certainly a much wider scope that still needs to be delineated.



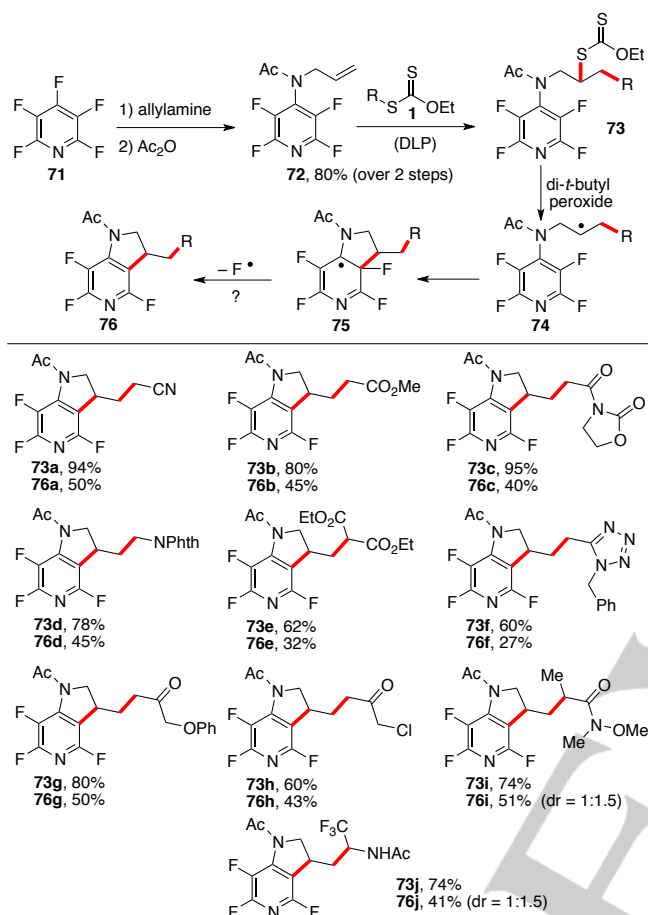
Scheme 11. An Unusual Route to 2-Substituted Indolines and Azaindoles.

3.5. The Case of Fluoropyridines

Pentafluoropyridine **71** is a relatively cheap commercial starting material for the synthesis of fluorinated pyridine derivatives.^[41] It reacts with allylamine chiefly at the 4-position to give after acetylation acetamide **72**, a compound that reacts readily with xanthates **1** to give the usual adducts **73** (Scheme 12).^[42] Under somewhat forcing conditions, namely heating with di-*t*-butyl peroxide in refluxing chlorobenzene or amyl acetate, a rare homolytic *ipso* substitution of a fluorine takes place to give azaindoline **76**. The sequence proceeding via intermediates **74** and **75** and final extrusion of a fluorine atom appears to be the most likely pathway, as all other alternatives are less

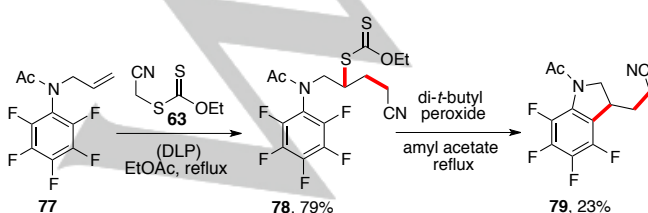
REVIEW

reasonable.^[42-44] Homolytic rupture of a carbon-fluorine bond is very rare, but the substantial increase in entropy in the last fragmentation step and, especially, the restoration of aromaticity are strong driving forces.



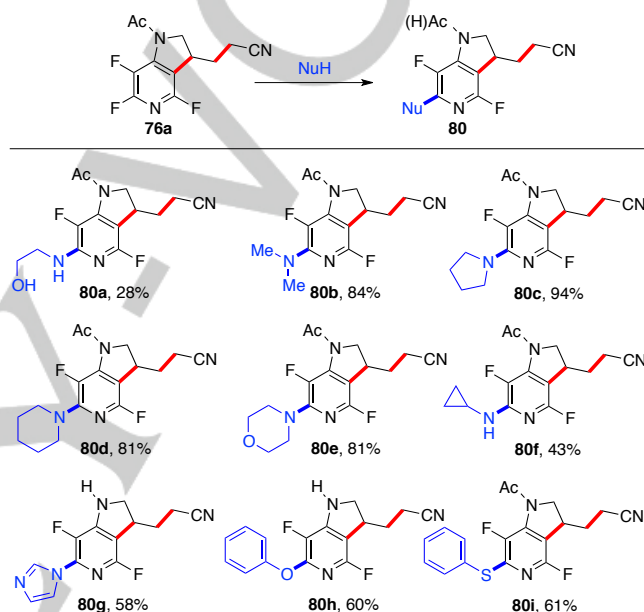
Scheme 12. Synthesis of Trifluoroazaindoles.

A variety of trifluoroazaindoles of general structure **76** can be obtained by this route, as indicated by compounds **76a-j** assembled in Scheme 12.^[42] The yields are moderate, but this is not unexpected in view of the difficult cyclisation step. Nevertheless, a short, convergent access to a hitherto unknown class of fluoroazaindoles is now available. Furthermore, a brief study indicated that tetrafluoroindolines can also be obtained, albeit in modest yields, as shown by the conversion of *N*-allyl acetanilide **77** into indoline **79** via intermediate adduct **78** (Scheme 13).^[42]



Scheme 13. An Example of a Tetrafluoroindoline.

Of the three fluorine atoms in azaindoles **76**, the ones on C-2 and C-6, adjacent to the nitrogen of the pyridine ring, are susceptible to nucleophilic substitution. However, substitution at C-6 is hindered by the proximate 5-membered ring and nucleophilic attack takes place preferentially on C-2. Thus, starting with compound **76a**, a variety of nitrogen, oxygen and sulfur nucleophiles could be regioselectively introduced to give substituted indolines **80a-i**, (Scheme 14).^[43] In the case of primary and secondary amines (**80a-f**), no addition of base is necessary. With imidazole and phenol (**80g** and **80h**), the anion is generated with sodium hydride and the basic conditions of the reaction caused cleavage of acetyl group. This loss of the acetyl group is not observed with thiophenol adduct (**80i**).



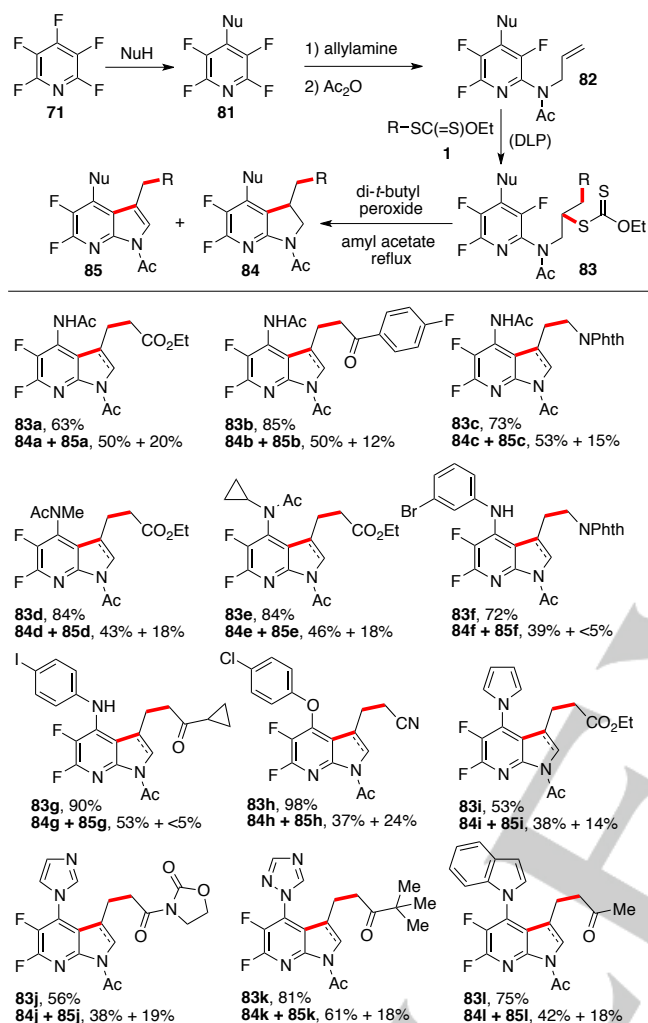
Scheme 14. Further Modifications of Trifluoroazaindoles.

Azaindoles **80** result from the modular combination of four components: pentafluoropyridine **71**, allylamine, xanthate **1**, and the nucleophile. The last two are the most easily modified, allowing the construction of a diverse library of difluoroazaindoles **80** for eventual high throughput screening for biological activity. Even greater diversity can be achieved in principle by substituting the fluorine at C-6 with yet another nucleophile under more forcing conditions, making the overall process a five-component assembly. This has not yet been attempted but has a high probability of success.

By interchanging the substitution with the nucleophile and the reaction with allylamine, a completely different family of difluoroazaindoles can be prepared. This variant is outlined at the top of Scheme 15.^[44] The reaction of the nucleophile with pentafluoropyridine now occurs at position 4, and the allylamine is introduced at position 2 to give precursor **82** after acetylation. The radical addition of a variety of xanthates **1** to give adducts **83** proceeds normally and in generally high yield but, surprisingly, the ring closure results in the formation of significant amounts of the difluoroazaindoles **85**, in addition to the expected difluoroazaindoles **84**. The combined yield is quite respectable in most cases.

REVIEW

The variety of the examples in Scheme 15 provides an idea of the scope.^[44] The amount of difluoroazaindoles is variable and depends on the nature of the nucleophile introduced at C-4 of the pyridine ring. For reasons not yet clear, indole formation is almost negligible (<5%) in the cyclization of bromo- and iodo-aniline substituted xanthates **83f** and **83g**.



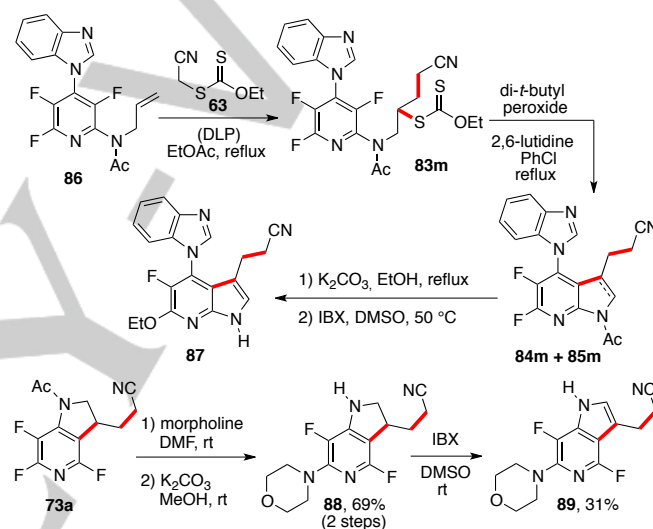
Scheme 15. Azaindoles and Azaindoles.

The formation of the azaindole co-products **85** presumably arises by oxidation of azaindoles **84** by the peroxide. Such oxidations have been observed occasionally, especially with indolines substituted with electron-donating groups. Difluoroazaindoles **84** are not particularly electron-rich, so the formation of the corresponding difluoroazaindoles **85** was not anticipated. Unfortunately, attempts to push the oxidation to completion were not successful. An alternative approach is to cleave the acetyl group in both the azaindoles and azaindoles without prior separation and then aromatize the former by an appropriate oxidant.

This variant is shown on adduct **83m**, derived by addition of xanthate **63** to acetamide **86** (Scheme 16).^[43,44] Cyclisation furnishes a mixture of **84m** and **85m**, from which the acetyl group is cleaved by treatment with potassium carbonate in ethanol. Under these conditions, the fluorine in the 2-position is substituted

by an ethoxy group.^[44] Finally, oxidation with IBX in warm DMSO^[45] affords fluoroazaindoles **87** in 23% yield overall. More traditional, milder oxidizing agents such as manganese dioxide fail to perform the same transformation, underscoring the deactivating effect of the fluorine atoms. It is interesting to note that of the five fluorine atoms present in pentafluoropyridine **71**, only one remains in the final indole **87**.

The same oxidizing system can be applied to difluoroazaindoles **88**, belonging to the first series (see Schemes 12 & 14) and prepared from trifluoroazaindoles **73a** followed by cleavage of the acetyl group.^[43] Notice that in this case the fluorine atom on C-6 is not replaced by a methoxy group from the methanol solvent, no doubt because of increased steric hindrance at this position in comparison to C-2 in **84m + 85m**. The modest yield in the aromatization into azaindoles **89** reflects once again the unfavorable influence of the fluorine atoms.



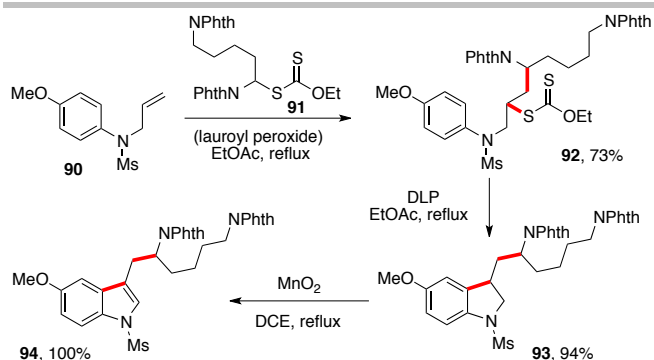
Scheme 16. Oxidation of Azaindoles into Azaindoles.

4. Indoles from Indolines

4.1. Oxidation of Indolines

In contrast to the fluoroazaindoles above, which require somewhat drastic conditions, indolines can generally be dehydrogenated using mild oxidants.^[46] Thus, all the indolines described so far can in principle be converted into the corresponding indoles. Indeed, the alliance of the radical addition-cyclisation of xanthates with the oxidation step represents a powerful synthesis of indoles. One example is depicted in Scheme 17, where addition of xanthate **91** to allylaniline **90** furnishes adduct **92**.^[20] Further exposure of the latter to stoichiometric amounts of peroxide induces ring closure into indoline **93**, and oxidation with manganese dioxide completes the synthesis of indole **94** bearing two amino groups protected as phthalimides. Access to such an indole by more traditional approaches would be considerably more laborious.

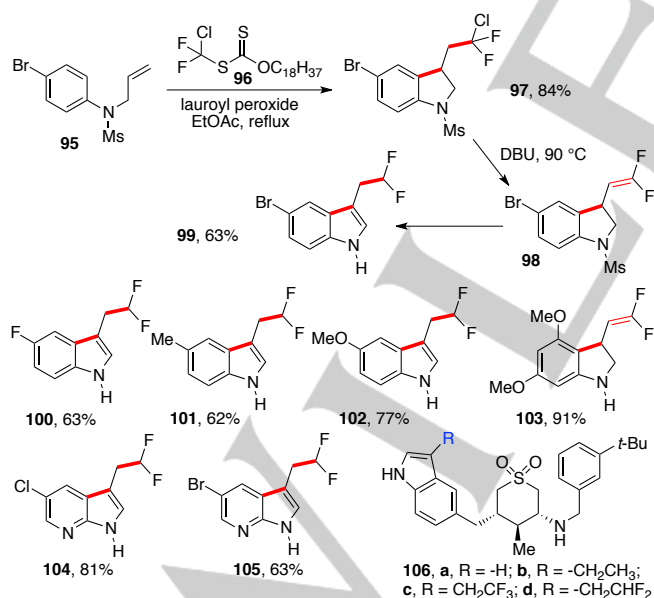
REVIEW



Scheme 17. Synthesis of an Indole by Oxidation of the Indoline.

4.2. Indoles by Isomerization of 3-Vinylindolines

An alternative route to indoles, applicable in certain situations, was uncovered when an attempt was made to eliminate the chlorine from chlorodifluoromethyl indoline **97** (Scheme 18).^[47] This compound is efficiently prepared in one step from xanthate **96** and allyl aniline **95**. Indeed, heating in neat DBU at 50 °C or below furnishes the desired difluorovinyl indoline **98**; however, raising the temperature to 90 °C in order to accelerate the process results in the formation of indole **99** and loss of the mesyl group. Under these harsher basic conditions, the initial alkene in compound **98** migrates into the five-membered ring followed by hydrolysis of the mesyl group by adventitious water in the non-anhydrous medium. In contrast to *N*-sulfonyl indolines, *N*-sulfonyl indoles are readily hydrolysed because of the greater acidity, and hence leaving group ability, of indoles as compared to indolines.



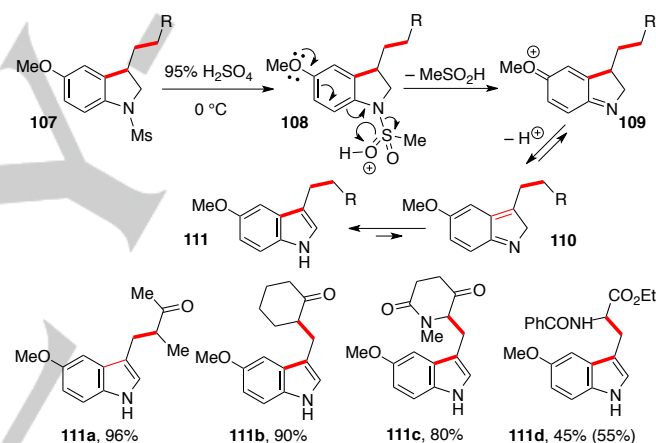
Scheme 18. Synthesis of 3-Difluoroethylindoles.

Five other examples are displayed in Scheme 18, including two difluoroethyl azaindoles **104** and **105**. In the case of the dimethoxy derivative, no indole was formed; only elimination of the chloride to give difluorovinyl indoline **103** was observed. The introduction

of a difluoroethyl group is of some importance in medicinal chemistry. For example, the activity of BACE-1 inhibitors **106a-d** is greatest for difluoroethyl derivative **106d**.^[48] The trifluoroethyl, the non-fluorinated ethyl, and the unsubstituted analogues **106c**, **106b** and **106a** are respectively two, four, and fifty times less active.

4.3. Indoles by Elimination of Methanesulfinic acid

In the course of examining ring closures employing Friedel-Crafts conditions discussed above (Scheme 7), an unexpected conversion of indolines to indoles was observed involving elimination of the mesyl group on the indoline nitrogen.^[49] This occurs with electron-rich derivatives such as **107** (Scheme 19). In cold concentrated sulfuric acid, the mesyl group is protonated and then expelled to give indole **111** via intermediates **108-110**. This reaction is not general but nevertheless useful in certain situations, as shown by examples **111a-d** displayed in the lower part of Scheme 19. Interestingly, under the conditions specified, no serious competition from the Friedel-Crafts reaction is observed in the case of ketones **111a-c**.

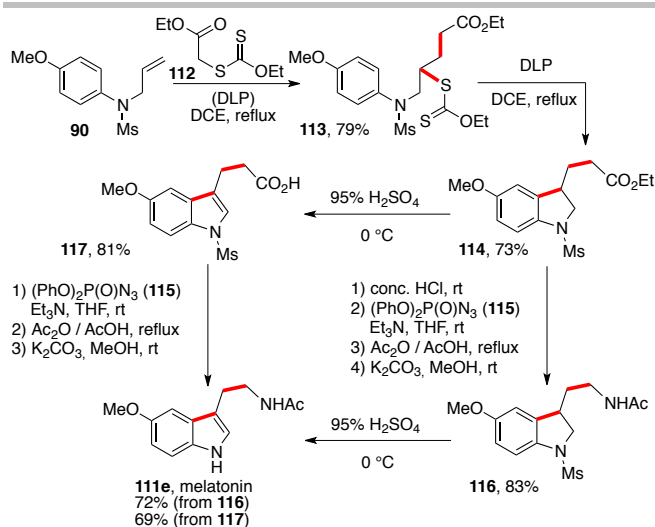


Scheme 19. Indolines by Acid Induced Elimination of Methanesulfinic Acid.

One practical application of this method is the synthesis of melatonin, a hormone implicated in synchronizing the circadian rhythm and widely used to help with jet-lag related sleeping troubles. Melatonin **111e** possesses a 5-methoxy-indole motif and is thus ideally suited for this approach (Scheme 20).^[49]

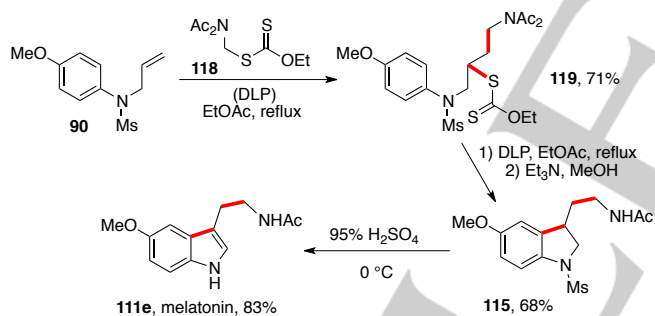
Addition of xanthate **112** to allyl aniline **90** gives adduct **113** and subsequent cyclization furnishes indoline **114**. Hydrolysis of the ester with concentrated hydrochloric acid, followed by Curtius rearrangement mediated by diphenylphosphoryl azide **115**^[50] and treatment of the intermediate isocyanate without isolation with acetic anhydride and acetic acid affords a mixture of acetamide **116** and acetimide (not shown). The latter is converted into the former by a brief contact with potassium carbonate in methanol. Finally, exposure to cold sulfuric acid provides the desired melatonin **111e**. A slightly shorter variation consists in first exposing indoline **114** to cold sulfuric acid, which causes elimination of methanesulfinic acid and cleavage of the ethyl ester. A similar Curtius rearrangement and acetylation yields melatonin **111e** with comparable efficiency.^[49]

REVIEW



Scheme 20. A First Synthesis of Melatonin.

A more concise synthesis was later devised hinging on the use of acetamide xanthate **118**.^[50] Radical addition to the same allyl aniline **90** gives the corresponding adduct **119** and ring-closure followed by *in situ* cleavage of the acetamide group with triethylamine and methanol leads to the same intermediate **116**. Treatment with cold sulfuric acid finally affords melatonin **111e**. This sequence is more atom-economical and more safely scalable as it does not involve a Curtius rearrangement and the intermediacy of hazardous azides.



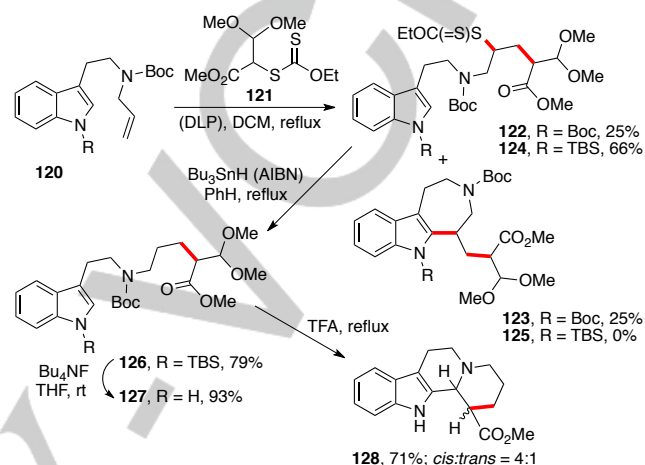
Scheme 21. A Second Synthesis of Melatonin.

5. Modifications of Existing Indoles

5.1. Formation of Seven-Membered Rings

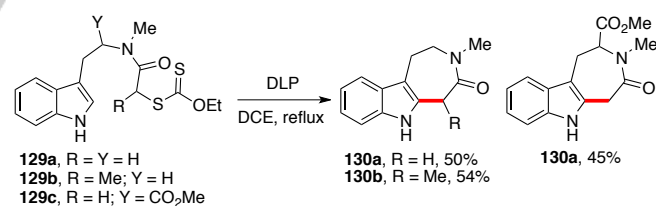
The third powerful way to access indoles (and indirectly indolines by reduction) is to use xanthate chemistry to modify existing indole structures. This may be accomplished through radical cyclisation or by intermolecular radical addition to the indole nucleus. Both of these two approaches will now be discussed. The pyrrole portion of the indole ring system is fairly reactive towards radical addition.^[6] Indeed, this can prove to be a complicating factor in certain situations. One such instance is outlined in Scheme 22.^[52] In a model study aiming at the synthesis of eburna alkaloids, it was found that the addition of xanthate **121** on alkene **120** (R = Boc) gives the anticipated adduct **122**

unexpectedly accompanied by an equal amount of azepine **123**. The bulk of the Boc group is not sufficient to prevent this unwanted cyclization and the more ponderous *t*-butyldimethylsilyl (TBS) group had to be used. The corresponding adduct **124** is thus obtained free from azepine side product **125** and converted into the desired tetracyclic derivative **128** by reduction of the xanthate (**126**), deprotection of the indole nitrogen (**127**), and trifluoroacetic acid (TFA) induced cleavage of the acetal, iminium ion formation and intramolecular Pictet-Spengler reaction.



Scheme 22. A Route to the Eburna Alkaloid Skeleton.

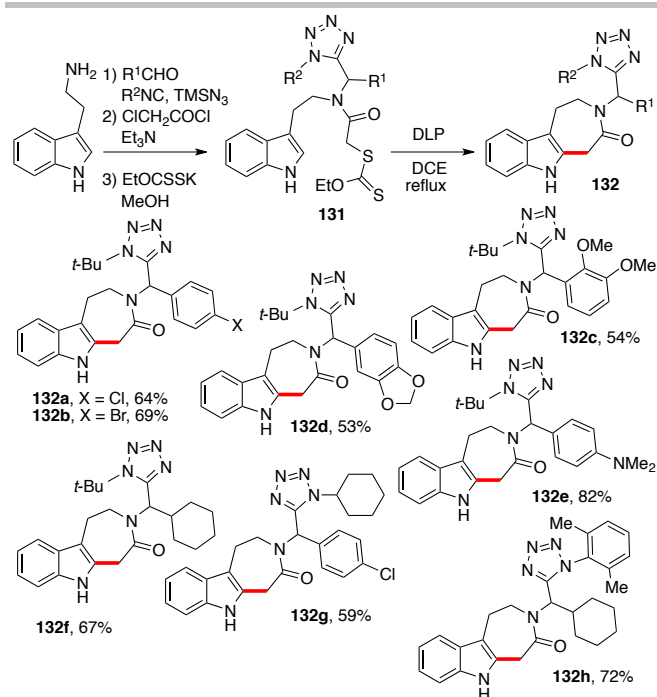
The formation of the fused seven-membered ring can be made deliberate in various manners. Three examples starting from xanthates **129a-c** derived from *N*-methyl tryptamine and the methyl ester of *N*-methyl tryptophan are pictured in Scheme 23.^[53] Treatment with stoichiometric amounts of lauroyl peroxide delivers as expected indoloazepinones **130a-c** in synthetically useful yields.



Scheme 23. Formation of Indoloazepinones.

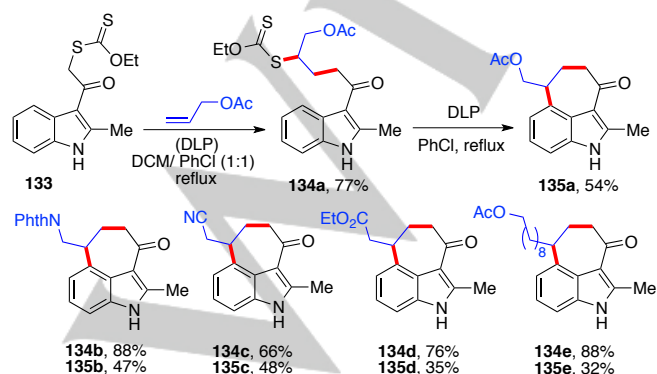
In an extension of this approach, Gámez-Montaño and co-workers exploited the Ugi azide multicomponent reaction to prepare a series of xanthates **131** from tryptamine as the amine component, as shown in Scheme 24.^[54] These were then cyclized in the usual manner to furnish a small library of indoloazepinones **132a-h** bearing a substituted tetrazole appendage on the side-chain.

REVIEW



Scheme 24. Synthesis of Indoloazepinones with a Tetrazole Appendage.

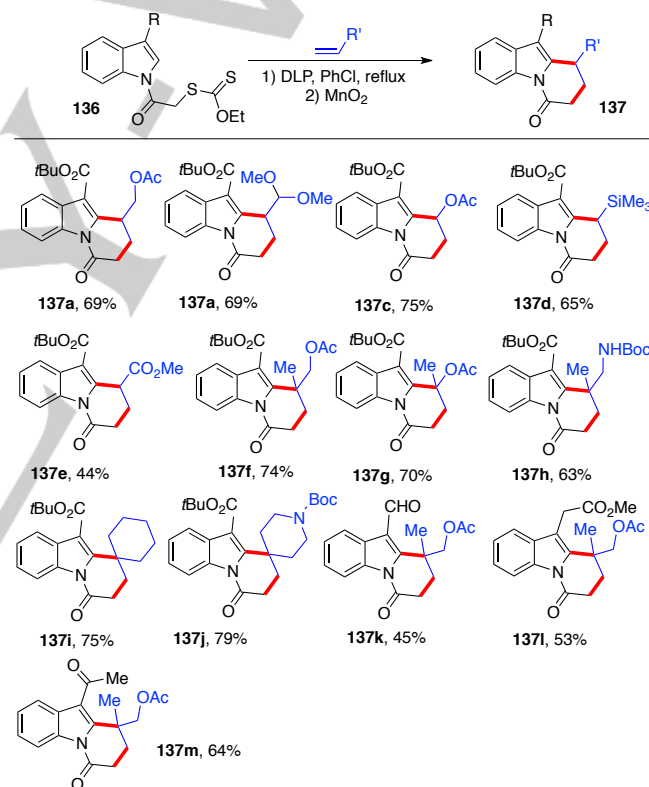
Position 2 of the indole is the most reactive and is the site of attack in the above examples. If this position is substituted, then cyclization occurs at C-4 on the benzene portion of the indole. This variant is illustrated by the transformations in Scheme 25.^[53] Thus, xanthate **133** adds efficiently to allyl acetate to give adduct **134a**. Further treatment with the peroxide induces ring-closure to furnish tricyclic indole **135a**. Analogues **135b-e** were prepared by simply varying the alkene partner. The yields of both the tricyclic products and the intermediate adducts are displayed. Once again, note the higher yield of the intermolecular addition step as compared to the cyclization. This reflects the general difficulty in constructing seven-membered rings, especially by direct radical addition onto an aromatic nucleus. If no substituent is desired on C-2, this position could be temporary blocked for example by a *t*-butyl indolecarboxylate, which can later be removed through acid hydrolysis and decarboxylation (see conversion of *t*-butyl indolecarboxylate **137n** into 3-unsubstituted indole **138** in Scheme 27 below).



Scheme 25. Seven-Membered Rings by Closure on C-4.

5.2. Formation of Six-Membered Rings

Six-membered rings can also be fused to the indole nucleus. One particularly useful possibility is to attach the xanthate group to the indole nitrogen, as in structure **136** (Scheme 26).^[55] The addition to the alkene is now followed by ring closure on C-2 of the indole to give tricyclic compound **137**. This indeed proved feasible and numerous such tricyclic derivatives could be prepared. It was found, however, that the (reversible) cyclization step is inefficient in the absence of a substituent on C-3 of the indole. Such a substituent is needed to stabilize the adduct radical and drive the equilibrium towards the cyclized form. The oxidation step, necessary for restoring the aromaticity, is unfortunately not complete in many of the examples and the indoline side-product (not shown) has to be dehydrogenated with excess manganese dioxide.

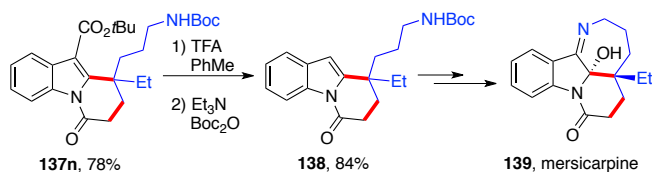


Scheme 26. Synthesis of Indoles with Fused 6-Membered Rings.

Despite these minor limitations, this convergent route provides an expedient access to interesting tricyclic indoles with many different functionalities, as exemplified by compounds **137a-m** in Scheme 26.^[55] The remarkable ability to generate quaternary centers, as in derivatives **137f-m**, could be further exploited in a short, formal synthesis of (\pm)-mersicarpine **139**, an alkaloid of the *Kopsia* family (Scheme 27).^[55] The sequence commences with tricyclic indole derivative **137n**, obtained in a similar manner to its congeners in scheme 26. Treatment with trifluoroacetic acid removes both the *t*-butoxycarbonyl group on C-3 of the indole ring and the Boc group on the side chain amine. The latter must be

REVIEW

reinstalled to give compound **138**, a key intermediate in a prior total synthesis by Kerr and co-workers who successfully converted it into (\pm)-mersicarpine **139** in only three steps.^[56] Many other alkaloids of the same family could benefit from the convergence and flexibility of this approach.

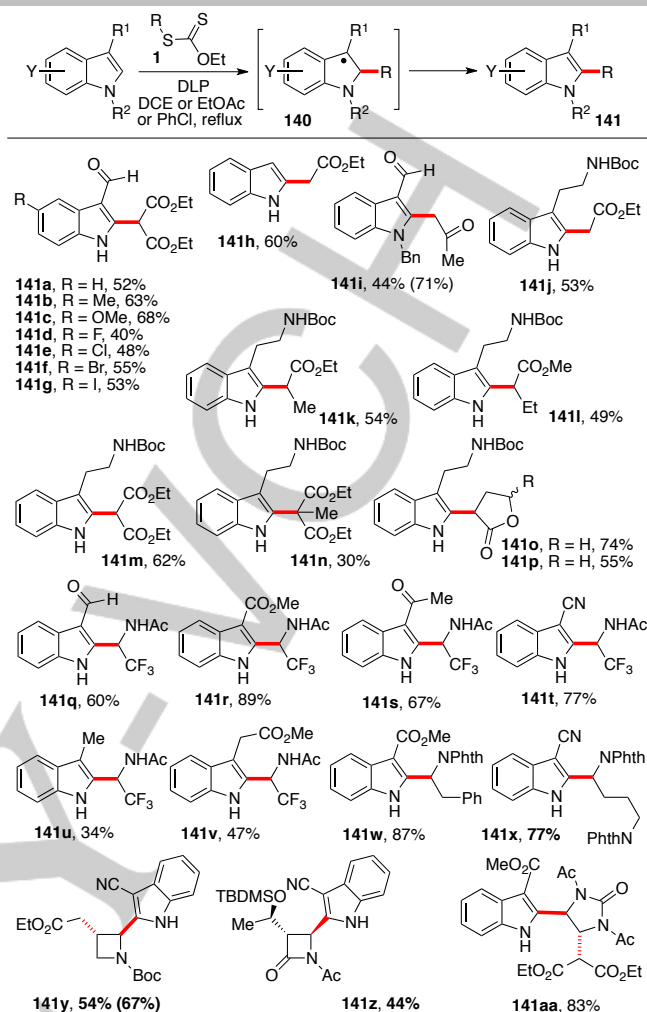


Scheme 27. Formal Synthesis of (\pm)-Mersicarpine.

5.3. Intermolecular Additions to Indoles

The intermolecular radical addition to indoles is a simple, straightforward manner to obtain a broad variety of substituted indoles. Xanthates have proved particularly powerful in this respect. The generic process is depicted at the top of Scheme 28 and many examples (**141a-aa**) are collected below. The first instances (**141h** and **141i**) were reported by Miranda and co-workers.^[57] Later, many more examples were added by Miranda,^[58] ourselves^[20, 22, 59-61] and others.^[62]

Halides on the aromatic ring, especially bromine and iodine (**141f** and **141g**), are not affected, thus allowing numerous post-modifications relying on powerful transition metal catalyzed coupling reactions. The tolerance for the presence of an aldehyde group is also remarkable (**141a-g**, **141i**, and **141q**). The direct introduction of α -trifluoromethyl acetamide (**141q-v**) is of medicinal interest since such motifs are considered to be peptide bond surrogates.^[63] Examples **141y** and **141z** illustrate the attachment of an azetidine and a complex β -lactam. The latter is particularly impressive and would be difficult to obtain otherwise. In recent times, medicinal chemists have been attracted by small ring substituents which appear to have beneficial effects on biological activity and metabolic stability.^[64] Last but not least, indole **141aa** derives from addition of xanthate **30**, itself prepared by addition of malonyl xanthate **28** to imidazolinone **29** (see Scheme 4).^[22] The ability to mediate multiple additions is one of the hallmarks of the radical chemistry of xanthates; it provides access to heavily functionalized structures that are beyond the reach of other methods, radical or otherwise.

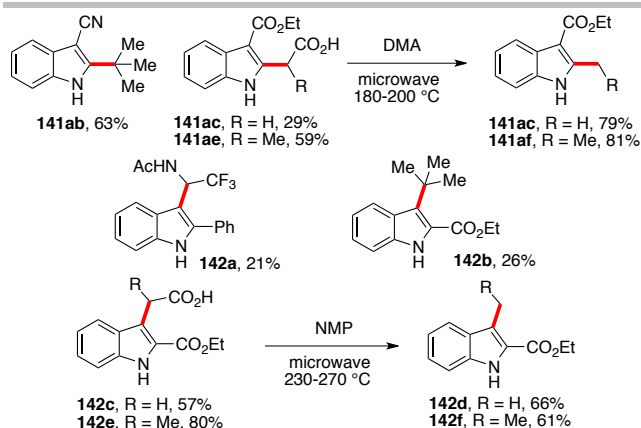


Scheme 28. Examples of Intermolecular Additions to Indoles.

Tertiary radicals, such as a *t*-butyl (**141ab**, Scheme 29), are sufficiently stabilized and can be incorporated directly, in contrast to less stable primary radicals.^[65] Such motifs have to be introduced in a latent form (see the synthesis of compound **34** in Scheme 5). To attach a methyl or an ethyl group to the indole, a simple method is to introduce first an acetic or propionic acid moiety, as shown for compounds **141ac** and **141ae**, by reacting ethyl 3-indolecarboxylate with the corresponding xanthate.^[64] Brief heating in a microwave oven induces decarboxylation to furnish the methyl and ethyl substituted indoles **141ad** and **141af** respectively.

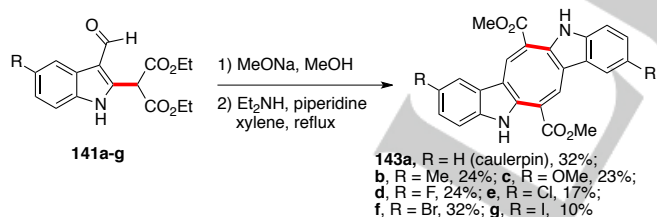
Addition on C-2 of the indole is favored over addition on C-3. This can be seen in example **141h** in Scheme 28 which involves addition to indole itself.^[57] If C-2 is substituted, then addition has to take place on C-3. This is indeed what happens in the case of examples **142a** and **142b**, even if the yield is rather modest.^[59, 64] A more effective addition is observed with the acetic and propionic acid motifs (**142c** and **142e**).^[65] Decarboxylation to give the 3-methyl and the 3-ethyl substituted indoles **142d** and **142f** can also be accomplished, albeit under harsher conditions. *N*-Methylpyrrolidone (NMP) had to be used instead of *N*-dimethylacetamide (DMA) to avoid decomposition of the solvent because of the higher temperatures and longer heating times.^[66]

REVIEW



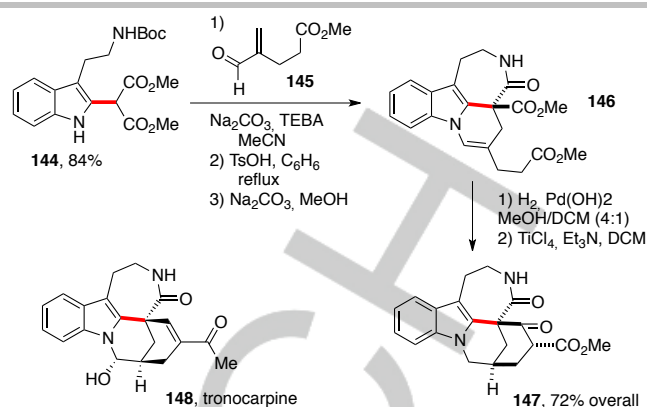
Scheme 29. Further Examples of Intermolecular Additions to Indoles.

The ability to decorate directly the indole nucleus at both C-2 and C-3 opens many opportunities for the synthesis of indole alkaloids. Two examples are provided in Schemes 30 and 31. The first is the synthesis of caulerpin **143a** and various simple analogues **143b-g** by Martínez and co-workers.^[62] Caulerpin **143a** is a bis-indole alkaloid isolated from marine algae, *Caulerpa racemosa* and *Caulerpa serrulata*, and reported to exhibit various biological activities, especially against tuberculosis. The syntheses start from adducts **141a-g**, prepared by addition of malonyl xanthate to indole-3-carboxaldehyde (see Scheme 28). Treatment with sodium methoxide in methanol converts the diethyl malonate group into a simple methyl ester through a retro-Claisen condensation and transesterification. This is followed by heating with a combination of diethylamine and piperidine in refluxing xylene to give caulerpin and its analogues **143a-g** by a double condensation process. The yields shown are for the last condensation step. They are modest but the synthesis is quite straightforward.



Scheme 30. Synthesis of Caulerpin and Analogues Thereof.

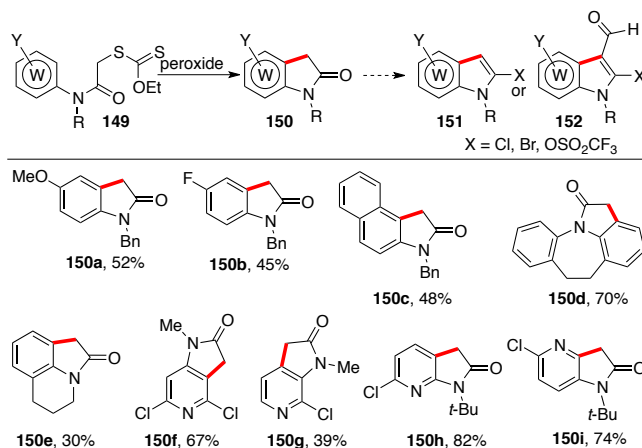
The second example concerns model studies towards the total synthesis of tronocarpine **148**, a pentacyclic alkaloid isolated from *Tabernaemontana corymbosa* (Scheme 31).^[67] Adduct **144**, obtained in good yield by addition of malonyl xanthate to Boc-protected tryptamine, is the starting point. Michael addition to unsaturated aldehyde **145** is followed by treatment with acid, which causes cyclization of the aldehyde on the indole nitrogen and removal of the Boc group from the side-chain amine. Under basic conditions, the liberated amino group closes onto one of the malonyl esters to give finally amide **146**. Catalytic hydrogenation of the alkene and Claisen condensation completes the assembly of the desired pentacyclic skeleton **147** found in tronocarpine **148**.



Scheme 31. Model Sequence for the Total Synthesis of Tronocarpine.

6. Concluding Remarks

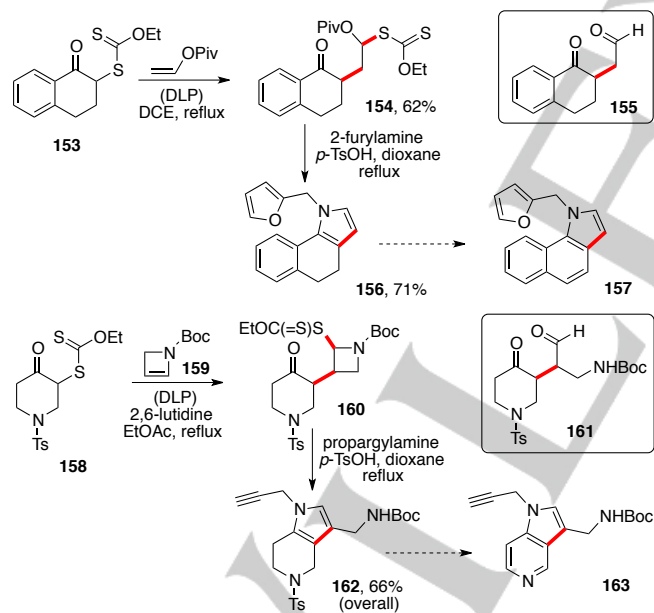
The myriad examples of indolines, indoles, and their aza analogues described in the present review reflect the unique ability of xanthate chemistry to mediate both intermolecular radical additions to electronically unbiased alkenes and cyclizations onto aromatic rings. It even allows intermolecular additions in the case of certain heteroaromatic rings. Various other kinetically relatively slow radical transformations, such as hydrogen atom abstraction and ring opening of cyclobutanes, also succumb to this method but have not yet been exploited in the present context. From the perspective of medicinal chemistry, the enabling features of xanthates opens up numerous opportunities for the expedient synthesis of novel, highly functional scaffolds not readily available otherwise. Medicinal chemists are equally fond of small building blocks that can be conveniently attached to other structures of interest. Indoles **151** and indole-3-carboxaldehydes **152** bearing a chloride, a bromide, or a triflate on C-2 are often obtained in one step from the corresponding oxindole **150** (by the action of Vilsmeier salts in the case of aldehydes **152**) and engaged in many transition metal catalyzed coupling reactions (Scheme 32).^[68] Such oxindoles and azaoxindoles **150** are easily obtained from xanthates **149**, themselves derived from anilines and aminopyridines.^[33, 69] Access to a large variety of 2-halo- and 2-trifluorsulfonyloxy-indoles **151** and indole-3-carboxaldehydes **152** becomes thus very simple.



REVIEW

Scheme 32. Synthesis of Oxindoles and Azaoxindoles.

A few examples of oxindoles and azaoxindoles **150a-i** are collected in Scheme 32. The synthesis of azaoxindoles **150f-i** highlights one important advantage of using a radical based approach, namely the compatibility with electron-deficient heteroaromatics such as pyridines,^[33] where classical methods for oxindole synthesis (e. g., the Stollé and Hinsberg reactions) give poor results and often fail completely.^[4] Finally, the radical addition of xanthates can be used to expand the pool of starting materials for other more established routes to indolines and indoles. For example, a broad variety of ketones and aldehydes can be prepared through radical addition of the appropriate xanthate and used in combination with the famous Fischer indole synthesis. In this respect, it is worth pointing to the fact that the addition of xanthates to vinyl esters and enamides, gives rise to adducts that are in fact masked aldehydes.^[70] This is illustrated by the addition of tetralone derived xanthate **153** to vinyl pivalate (OPiv = pivalate), which furnishes adduct **154**, a latent equivalent of 1,4-keto-aldehyde **155**.^[71] Heating with 2-furylamine results in the direct formation of the corresponding pyrrole **156**, without need for the prior generation of intermediate 1,4-keto-aldehyde **155**. This sequence can be viewed as a convenient variant on the venerable Paal-Knorr pyrrole synthesis (Scheme 32). Furthermore, pyrrole **156**, is fused to a cyclohexane motif and could in principle be dehydrogenated into the corresponding indole **157**.^[1]

**Scheme 33.** A Potential Convergent Route to Indoles and Azaindoles.

In a similar manner, xanthate **158** undergoes addition to azetidine **159** to give compound **160**, a masked, compact form of 1,4-ketoaldehyde **161**.^[72] Treatment with propargylamine under acid catalysis affords the corresponding pyrrole **162**, which could in principle be dehydrogenated into azaindole **163**. The addition of 2,6-lutidine in the radical addition step is to protect azetidine **159** against cleavage by adventitious acid. This potential indirect route

to indoles and azaindoles complements the above methods and could even prove superior in certain particular cases.

Applications of the present radical chemistry of xanthates to the total synthesis of complex indole alkaloids remain few in number but will certainly increase in the future, when its potential for the simplification of the retrosynthetic schemes becomes more widely appreciated. Indeed, much remains to be done.

Acknowledgements

I am most grateful to my collaborators, whose names appear in the references, and who contributed decisively to the success of this chemistry. I am especially indebted to *Dr Béatrice Sire*, who was a key player in many projects over a quarter of a century. I also thank the following organizations and laboratories who have provided financial support over the years: Ecole Polytechnique, CNRS, DGA, MNRT, the Royal Commission for the Exhibition of 1851, the China Research Council, Aventis (now Sanofi), Rhodia (now Solvay), Laboratoires Servier, and Syngenta.

Keywords: indoles • indolines • azaindoles • fluoroazaindoles • radicals

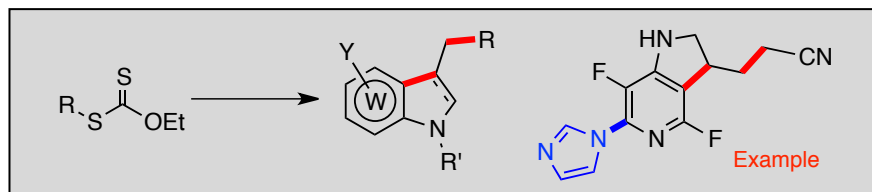
- [1] a) G. W. Gribble, *Indole Ring Synthesis: From Natural Products to Drug Discovery*, John Wiley & Sons, 2016; b) *Heterocyclic Scaffolds II: Reactions and Applications of Indoles*, (Ed.: G.W. Gribble), Springer-Verlag, Heidelberg, 2010; c) A. R. Katrizky, C. A. Ramsden, E. F. V. Scriven, R. J. K. Taylor, *Comprehensive Heterocyclic Chemistry III*, Elsevier, Oxford, 2008.
- [2] *Dictionary of the Alkaloids*, (Eds.: J. Buckingham, K. H. Baggeley, A. D. Roberts, L. F. Szabó), CRC Press, Boca Raton, FL, 2010.
- [3] N. K. Kaushik, N. Kaushik, P. Attri, N. Kumar, C. H. Kim, A. K. Verma, E. H. Choi, *Molecules* 2013, 18, 6620-6662.
- [4] a) G. R. Humphrey, J. T. Kuethe, *Chem. Rev.* 2006, 106, 2875-2911; b) *Name reactions in Heterocyclic Chemistry*, Vol. 1&2 (Ed.: J. J. Li), John Wiley & Sons, Hoboken, NJ, 2005.
- [5] See for example: a) M. Inman, C. J. Moody, *Chem. Sci.* 2013, 4, 29-41; b) M. Inman, C. J. Moody, *Chem. Commun.* 2011, 47, 788-790; c) K. Hisler, A. G. J. Commereuc, S. Zhou, J. A. Murphy, *Tetrahedron Lett.* 2009, 50, 3290-3293; d) S. Wagaw, B. H. Yang, S. L. Buchwald, *J. Am. Chem. Soc.* 1999, 121, 10251-10263.
- [6] a) M. Yan, J. C. Lo, J. T. Edwards, P. S. Baran, *J. Am. Chem. Soc.* 2016, 138, 12692-12714; b) L. Furst, B. S. Matsuura, J. M. R. Narayanan, J. W. Tucker, C. R. J. Stephenson, *Org. Lett.* 2010, 12, 3104-3107; c) S. Cacchi, G. Fabrizi, *Chem. Rev.* 2005, 105, 2873-2920.
- [7] a) F. Popowycz, J.-Y. Mérour, B. Joseph, *Tetrahedron* 2007, 63, 8689-8707; b) F. Popowycz, S. Routier, B. Joseph, J.-Y. Mérour, *Tetrahedron* 2007, 63, 1031-1064; c) J. J. Song, J. T. Reeves, F. Gallou, Z. Tan, N. K. Yee, C. H. Senanayake, *Chem. Soc. Rev.* 2007, 36, 1120-1132.
- [8] For reviews, see: a) B. Quiclet-Sire, S. Z. Zard, *Isr. J. Chem.* 2017, 57, 202-217; b) B. Quiclet-Sire, S. Z. Zard, *Pure Appl. Chem.* 2010, 83, 519-551; c) B. Quiclet-Sire, S. Z. Zard, *Top. Curr. Chem.* 2006, 264, 201-236; For an account of the discovery of this process, see: d) S. Z. Zard, *Aust. J. Chem.* 2006, 59, 663-668; e) S. W. McCombie, B. Quiclet-Sire, S. Z. Zard, *Tetrahedron* 2018, 74, 4969-4979.
- [9] a) S. Z. Zard, *J. Phys. Org. Chem.* 2012, 25, 953-964; b) S. Z. Zard, *Helv. Chim. Acta* 2019, 102, e1900134 (10.1002/hlca.201900134).
- [10] a) F. LeStrat, J. A. Murphy, M. Hughes, *Org. Lett.* 2002, 4, 2735-2738; b) C. G. Martin, J. A. Murphy, C. R. Smith, *Tetrahedron Lett.* 2000, 41, 1833-1836; c) J. A. Murphy, K. A. Scott, R. S. Sinclair, C. Gonzalez Martin, A. R. Kennedy, N. Lewis, *J. Chem. Soc., Perkin Trans. 1*, 2000, 2395-2408; d) G. F. Meijs, A. L. J. Beckwith, *J. Am. Chem. Soc.* 1986, 108, 5890-5893; f) A. N. Abeywickrema, A. L. J. Beckwith, *J. Am. Chem. Soc.* 1986, 108, 8227-8229.

REVIEW

- [11] L. Tournier, S. Z. Zard, *Tetrahedron Lett.* **2005**, *46*, 971-973.
- [12] Newcomb, M. *Tetrahedron* **1993**, *49*, 1151-1176.
- [13] a) A. Gansäuer, M. Seddiqzai, T. Dahmen, R. Sure, S. Grimme, *Beil. J. Org. Chem.* **2013**, *9*, 1620-1629; b) see also: P. Wipf, J. P. Maciejewski, *Org. Lett.* **2008**, *10*, 4383-4386.
- [14] T.-M. Ly, B. Quiclet-Sire, B. Sortais, S. Z. Zard, *Tetrahedron Lett.* **1999**, *40*, 2533-2536.
- [15] S. K. Bagal, L. Tournier, S. Z. Zard, *Synlett* **2006**, 1485-1490.
- [16] F. Gagosz, S. Z. Zard, *Synlett* **2003**, 387-389.
- [17] F. Bertrand, V. Pevere, B. Quiclet-Sire, S. Z. Zard, *Org. Lett.* **2001**, *3*, 1069-1071.
- [18] D. Clemente-Tejeda, S. Z. Zard, *Synlett* **2016**, *27*, 136-140.
- [19] B. Quiclet-Sire, S. Z. Zard, *Org. Lett.* **2008**, *10*, 3279-3282.
- [20] B. Quiclet-Sire, G. Revol, S. Z. Zard, *Org. Lett.* **2009**, *11*, 3554-3557.
- [21] F. Gagosz, S. Z. Zard, *Org. Lett.* **2003**, *5*, 2655-2657.
- [22] S. Han, S. Z. Zard, *Org. Lett.* **2014**, *16*, 5386-5389.
- [23] M. De Greef, S. Z. Zard, *Tetrahedron* **2004**, *60*, 7781-7791.
- [24] S. K. Bagal, M. De Greef, S. Z. Zard, *Org. Lett.* **2006**, *8*, 147-150.
- [25] B. Hawkins, V. L. Paddock, N. Tölle, S. Z. Zard, *Org. Lett.* **2012**, *14*, 1020-1023.
- [26] B. M. Trost, T. N. Salzmann, K. Hiroi, *J. Am. Chem. Soc.* **1976**, *98*, 4887-4902.
- [27] C. Mougín, J. Sançon, S. Z. Zard, *Heterocycles* **2007**, *74*, 211-218.
- [28] B. Sortais, PhD thesis, Ecole Polytechnique, 2002.
- [29] M.-P. Denieul, B. Quiclet-Sire, S. Z. Zard, *Chem. Commun.* **1996**, 2511-2512.
- [30] For a review on the synthesis of organofluorine derivatives using xanthate chemistry, see: S. Z. Zard, *Org. Biomol. Chem.* **2016**, *14*, 6891-6912.
- [31] F. Coppa, F. Fontana, F. Minisci, G. Pianese, P. Tortoreto, L. Zhao, *Tetrahedron Lett.* **1992**, *33*, 687-690.
- [32] a) M. Jeanty, J. Blu, F. Suzenet, G. Guillaumet *Org. Lett.*, **2009**, *11*, 5142-5145 and references therein; b) Crooks, P. A.; Robinson, B. *Can. J. Chem.* **1969**, *47*, 2061-2067.
- [33] a) E. Bacqué, M. El Qacemi, S. Z. Zard, *Org. Lett.* **2004**, *6*, 3671-3674; b) E. Bacqué, M. El Qacemi, S. Z. Zard, *Heterocycles* **2012**, *84*, 291-299.
- [34] Y. Laot, L. Petit, S. Z. Zard, *Chem. Commun.* **2010**, *46*, 5784-5786.
- [35] M. A. J. Duncton, *Med. Chem. Commun.* **2011**, *2*, 1135-1161.
- [36] P. Salomon, W. Kosnik, S. Z. Zard, *Tetrahedron* **2015**, *71*, 7144-7153.
- [37] L. El Kaïm, L. Grimaud, P. Pravin, *Molecules* **2011**, *16*, 9261-9273.
- [38] a) L. El Kaïm, L. Grimaud, J. Oble, *Angew. Chem. Int. Ed.* **2005**, *44*, 7961-7964; b) L. El Kaïm, M. Gizolme, L. Grimaud, J. Oble, *Org. Lett.* **2006**, *8*, 4019-4021; c) L. El Kaïm, M. Gizolme, L. Grimaud, J. Oble, *J. Org. Chem.* **2007**, *72*, 4169-4180.
- [39] C. Moutrille, S. Z. Zard, *Tetrahedron Lett.* **2004**, *45*, 4631-4634.
- [40] a) M. P. Cava, A. A. Deano, *J. Am. Chem. Soc.* **1959**, *81*, 4266-4267; b) K. Wojciechowski, *Synlett* **1991**, 571-572; c) K. Wojciechowski, *Eur. J. Org. Chem.* **2001**, 3587-3605.
- [41] G. Sandford in *Halogenated Heterocycles: Synthesis, Application and Environment*, (Ed.: J. Iskra), Springer, Berlin, Heidelberg, **2012**; pp 1-31; b) H. Amii, K. Uneyama, *Chem. Rev.* **2009**, *109*, 2119-2183; c) C. A. Hargreaves, G. Sanford, R. Slater, D. S. Yufit, J. A. K. Howard, A. Vong, *Tetrahedron* **2007**, *63*, 5204-5211.
- [42] Y. Laot, L. Petit, S. Z. Zard, *Org. Lett.* **2010**, *12*, 3426-3429.
- [43] Y. Laot, L. Petit, N. D. M. Tran, S. Z. Zard, *Aust. J. Chem.* **2011**, *64*, 416-425.
- [44] Z. Liu, L. Qin, S. Z. Zard, *Org. Lett.* **2014**, *16*, 2704-2707.
- [45] K. C. Nicolaou, C. J. N. Mathison, T. Montagnon, *J. Am. Chem. Soc.* **2004**, *126*, 5192-5201.
- [46] a) F. Peng, M. McLaughlin, Y. Liu, I. Mangion, D. M. Tschaen, Y. Xu, *J. Org. Chem.* **2016**, *81*, 10009-10015; b) U. Tilstam, M. Harre, T. Heckrodt, H. Weinmann, *Tetrahedron Lett.* **2001**, *42*, 5385-5387; c) I. Ninomiya, T. Kiguchi, C. Hashimoto, D. H.R. Barton, X. Lusinch, P. Milliet, *Tetrahedron Lett.* **1985**, *26*, 4183-4186; d) A. B. A. Jansen, J. M. Johnson, *J. R. Surtees, J. Chem. Soc.* **1964**, 5573-5577. See also ref. 1a.
- [47] P. Salomon, S. Z. Zard, *Org. Lett.* **2014**, *16*, 2926-2929.
- [48] H. Rueeger, R. Lueoend, O. Rogel, J.-M. Rondeau, H. Möbitz, R. Machauer, L. Jacobson, M. Staufenbiel, S. Desrayaud, U. Neumann, *J. Med. Chem.* **2012**, *55*, 3364-3386.
- [49] B. Quiclet-Sire, B. Sortais, S. Z. Zard, *Chem. Commun.* **2002**, 1692-1693.
- [50] a) T. Shiori, K. Ninomiya, S. Yamada, *J. Am. Chem. Soc.* **1972**, *94*, 6203-6205; b) P. A. S. Smith, *Org. React.*, **1946**, *3*, 337-349.
- [51] M. Boumédiène, PhD thesis, Ecole Polytechnique, 2011.
- [52] E. Tate, S. Z. Zard, *Tetrahedron Lett.* **2002**, *43*, 4683-4686.
- [53] T. Kaoudi, B. Quiclet-Sire, S. Seguin, S. Z. Zard, *Angew. Chem. Int. Ed. Engl.* **2000**, *39*, 731-733.
- [54] a) A. Rentería-Gómez, A. Islas-Jácome, E. Díaz-Cervantes, T. Villaseñor-Granados, J. Robles, R. Gámez-Montaño, *Bioorg. Med. Chem. Lett.* **2016**, *26*, 2333-2338; b) R. E. Gordillo-Cruz, A. Rentería-Gómez, A. Islas-Jácome, C. J. Cortes-García, E. Díaz-Cervantes, J. Robles, R. Gámez-Montaño, *Org. Biomol. Chem.* **2013**, *11*, 6470-6476.
- [55] A. Biéchy, S. Z. Zard, *Org. Lett.* **2009**, *11*, 2800-2803.
- [56] J. Magolan, C. A. Carson, M. A. Kerr, *Org. Lett.* **2008**, *10*, 1437-1440.
- [57] Y. M. Osornio, R. Cruz-Almanza, V. Jiménez-Montaño, L. D. Miranda, *Chem. Commun.* **2003**, 2316-2317.
- [58] a) P. López-Mendoza, J. E. Díaz, A. E. Loaiza, L. D. Miranda, *Tetrahedron*, **2018**, *74*, 5494-5502; b) P. E. Reyes-Gutiérrez, R. O. Torres-Ochoa, R. Martínez, L. D. Miranda, *Org. Biomol. Chem.*, **2009**, *7*, 1388-1396.
- [59] M.-G. Braun, G. Castanedo, L. Qin, P. Salvo, S. Z. Zard, *Org. Lett.* **2017**, *19*, 4090-4093.
- [60] B. Quiclet-Sire, S. Z. Zard, *Heterocycles* **2010**, *82*, 263-271.
- [61] S. Han, S. Z. Zard, *Tetrahedron* **2015**, *71*, 3680-3689.
- [62] a) C. I. Canché Chay, R. Gómez Cansino, C. I. Espitia Pinzón, R. O. Torres-Ochoa, R. Martínez, *Mar. Drugs* **2014**, *12*, 1757-1772. See also: b) H. Li, X. Liao, Y. Sun, R. Zhou, W. Long, L. Li, L. Gu, S. Xu, *ChemistrySelect* **2018**, *3*, 12406-12409.
- [63] N. A. Meanwell, *J. Med. Chem.* **2011**, *54*, 2529-2591.
- [64] E. M. Carreira, T. C. Fessard, *Chem. Rev.* **2014**, *114*, 8257-8322.
- [65] V. L. Revil-Baudard, J.-P. Vors, S. Z. Zard, *Org. Lett.* **2018**, *20*, 3531-3535.
- [66] Q. Huang, S. Z. Zard, *Org. Lett.* **2018**, *20*, 1413-1416.
- [67] R. O. Torres-Ochoa, P. E. Reyes-Gutiérrez, R. Martínez, *Eur. J. Org. Chem.* **2014**, 48-52.
- [68] For selected examples, see: a) N. J. Race, Q. Yuan, M. S. Sigman, *Chem. Eur. J.* **2019**, *25*, 512-515; b) Z. Xie, Y. Zhou, W. Zhao, H. Jiao, Y. Chen, Y. Yang, Z. Li, *Bioorg. Med. Chem. Lett.* **2015**, *25*, 4557-4561; c) G. Iakobson, M. Pošta, P. Beier, *Synlett* **2013**, *24*, 855-859; d) B. Liégault, I. Petrov, S. I. Gorelsky, Keith Fagnou, *J. Org. Chem.* **2010**, *75*, 1047-1060; e) A. N. C. Lötter, R. Pathak, T. S. Sello, M. A. Fernandes, W. A. L. van Otterlo, C. B. de Koning, *Tetrahedron* **2007**, *63*, 2263-2274; f) E. Rossi, G. Abbiati, V. Canevari, G. Celentano, E. Magri, *Synthesis* **2006**, 299-304; g) J. J. Chen, Y. Wei, J. C. Drach, L. B. Townsend, *J. Med. Chem.* **2000**, *43*, 2449-2456; h) F. Chan, P. Magnus, E. G. McIver, *Tetrahedron Lett.* **2000**, *41*, 835-838.
- [69] a) J. Axon, L. Boiteau, J. Boivin, J. E. Forbes, S. Z. Zard, *Tetrahedron Lett.* **1994**, *35*, 1719-1722; see also: b) S. Wang, X. Huang, Y. Wen, Z. Ge, X. Wang, R. Li, *Tetrahedron* **2015**, *71*, 8117-8122.
- [70] B. Quiclet-Sire, S. Z. Zard, *Heterocycles* **2019**, *99*, 742-765.
- [71] B. Quiclet-Sire, L. Quintero, G. Sanchez-Jimenez, S. Z. Zard, *Synlett* **2003**, 75-78.
- [72] S. Han, S. Z. Zard, *Org. Lett.* **2014**, *16*, 1992-1995.

Entry for the Table of Contents

Insert graphic for Table of Contents here.



Text for Table of Contents. Fast and cheap paths to indoles and friends. Xanthates provide multiple convergent radical-based routes to indoles, indolines, oxindoles, and their aza analogues including fluorinated derivatives. Numerous otherwise inaccessible structures can now be obtained quickly using inexpensive, metal-free reagents.