



HAL
open science

Topological turbulence in spin-orbit–coupled driven-dissipative quantum fluids of light generates high-angular-momentum states

S. V Koniakhin, Guillaume Malpuech, D. D Solnyshkov, A. V Nalitov

► **To cite this version:**

S. V Koniakhin, Guillaume Malpuech, D. D Solnyshkov, A. V Nalitov. Topological turbulence in spin-orbit–coupled driven-dissipative quantum fluids of light generates high-angular-momentum states. EPL - Europhysics Letters, 2021, 133 (6), pp.66001. 10.1209/0295-5075/133/66001 . hal-03414567

HAL Id: hal-03414567

<https://hal.science/hal-03414567>

Submitted on 5 Nov 2021

HAL is a multi-disciplinary open access archive for the deposit and dissemination of scientific research documents, whether they are published or not. The documents may come from teaching and research institutions in France or abroad, or from public or private research centers.

L'archive ouverte pluridisciplinaire **HAL**, est destinée au dépôt et à la diffusion de documents scientifiques de niveau recherche, publiés ou non, émanant des établissements d'enseignement et de recherche français ou étrangers, des laboratoires publics ou privés.

Topological turbulence in spin-orbit-coupled driven-dissipative quantum fluids of light generates high angular momentum states

S. V. Koniakhin,^{1,2,*} G. Malpuech,¹ D. D. Solnyshkov,^{1,3} and A.V. Nalitov^{1,4}

¹*Institut Pascal, PHOTON-N2, Université Clermont Auvergne, CNRS, SIGMA Clermont, F-63000 Clermont-Ferrand, France*

²*St. Petersburg Academic University - Nanotechnology Research and Education Centre of the Russian Academy of Sciences, 194021 St. Petersburg, Russia*

³*Institut Universitaire de France (IUF), 75231 Paris, France*

⁴*Faculty of Science and Engineering, University of Wolverhampton, Wulfruna St, Wolverhampton WV1 1LY, United Kingdom*

(Dated: January 1, 2021)

We demonstrate the formation of a high angular momentum turbulent state in an exciton-polariton quantum fluid with TE-TM Spin-Orbit Coupling (SOC). The transfer of particles from quasi-resonantly cw pumped σ_+ component to σ_- component is accompanied with the generation of a turbulent gas of quantum vortices by inhomogeneities. We show that this system is unstable with respect to the formation of bogolons at a finite wave vector, controlled by the laser detuning. In a finite-size cavity, the domains with this wave vector form a ring-like structure along the border of a cavity, with a gas of mostly same-sign vortices in the center. The total angular momentum is imposed by the sign of TE-TM SOC, the wave vector of instability, and the cavity size. This effect can be detected experimentally via local dispersion measurements or by interference. The proposed configuration thus allows simultaneous experimental studies of quantum turbulence and high-angular momentum states in continuously-pumped exciton-polariton condensates.

I. INTRODUCTION

Quantum turbulence (QT) is a topic of high importance for fundamental theoretical¹⁻³ and experimental⁴⁻⁶ condensed matter physics. It plays an important role in such closely related phenomena as superfluidity⁷ and superconductivity⁸, whose studies contributed drastically to the methods of modern theoretical condensed matter physics. Similarly to the turbulence in classical fluids, QT is a complex semi-stochastic motion of matter accompanied with the formation of vortices. The key specificity of QT consists in quantization of vortices due to the restrictions on the phase of the order parameter (the quantum fluid wave function). The QT in multi-component condensates is of a particular interest, due to the interplay of the spinor degrees of freedom and the emergence of new topological defects, such as half-vortices⁹⁻¹³.

A particularly interesting example of a spinor quantum fluid is a macroscopically populated state of exciton-polaritons, light-matter quasiparticles emerging in optical microcavities in the strong coupling regime¹⁴. Such quantum fluids can either be created by Bose-Einstein condensation in an equilibrium configuration^{15,16}, or in a highly-nonequilibrium conditions by direct quasi-resonant pumping^{17,18}. The wave function of the polariton fluid can be controlled directly by resonant optical excitation through the photonic component, allowing the generation of topological defects in polariton quantum fluids: solitons¹⁸⁻²⁰ and half-solitons²¹, quantum vortices^{17,22,23} and half-vortices^{11,22}, vortex chains^{24,25}, and even analog black holes^{26,27}. At the same time, repulsive spin-anisotropic polariton interactions^{28,29} and bosonic stimulated scattering³⁰ allow indirect control

over polariton condensates through non-resonant generation of reservoir excitons, providing both gain and effective potential³¹⁻³³.

This all-optical control over the order parameter of polaritons is especially important in the context of turbulence generation³⁴. Rotating potentials can be used for stirring polariton quantum fluids as it is done with liquid Helium^{35,36} and atomic condensates^{37,38}. Even with a constant potential, its interplay with the gain-loss competition is sufficient for the generation of stable high angular momentum condensates^{33,39,40}. High angular momentum polariton condensates can also be generated by resonant driving^{23,41,42}. Polariton condensates are naturally emitting coherent light, and such high angular momentum beams have various applications^{43,44} including high-resolution microscopy⁴⁵, quantum information⁴⁶, and micromanipulation⁴⁷.

Spinor polariton condensates are subject to TE-TM SOC which shows up as the energy splitting of transverse-electric and transverse-magnetic optical modes of the cavity and results in the optical spin Hall effect⁴⁸⁻⁵³. The TE-TM effective field couples the two pseudospin components of spinor polariton condensates, affects the topological defects^{10,21,54}, and leads to the non-trivial topology of the polariton bands⁵⁵ in the presence of an external magnetic field, either real or effective⁵⁶⁻⁶⁰. Laser emission with non-zero angular momentum arising thanks to the TE-TM SOC has also been demonstrated recently⁶¹.

In this work, we demonstrate that the interplay of the topological excitations of a spinor quantum fluid (half-vortices) with the weak excitations (bogolons) can lead to the development of the high angular momentum states from topological quantum turbulence via instabilities. We consider a circularly-polarized resonant pumping of

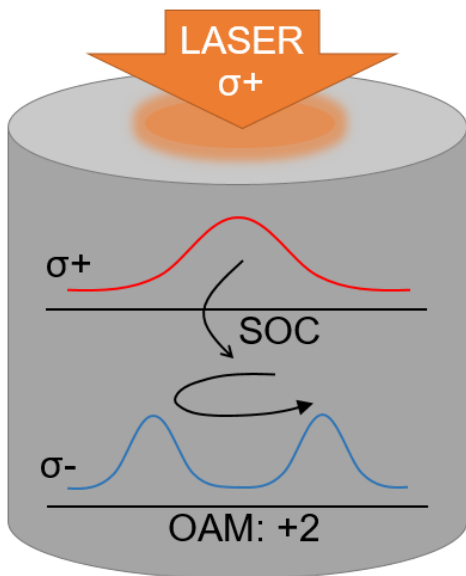


FIG. 1. Scheme of angular momentum transfer and vortex creation in the spinor polariton quantum fluid with spin orbit coupling stemming from TE-TM splitting.

a large pillar microcavity, above the bistability threshold. The self-induced Zeeman splitting splits the bands at $k = 0$. At higher k , the two circular spins are coupled by the TE-TM SOC. Both bands show a non-zero Berry curvature of opposite signs. First, the spin conversion takes place because of the spatial inhomogeneity of the pump creating non-zero wave vectors sensitive to TE-TM and exhibiting the optical spin Hall effect. This spin conversion is known to generate vortices⁵⁰ because of the non-trivial band topology⁶², but the numbers of generated vortices and anti-vortices remain almost equal. Quantum turbulence is thus achieved in an energy band with a non-zero Berry curvature. Second, a bogolon instability leads to the amplification of a parametric process, in which polaritons from the pumped $k = 0$ state in the σ_+ component are scattered towards a k state of the σ_+ -like branch and toward a $-k$ state of the σ_- -like branch. This process is energetically resonant and possible thanks to the TE-TM SOC. The isotropic instability amplifies the small symmetry breaking provided by the initial vortex-antivortex imbalance, leading to the generation of a macroscopic rotating current along the system boundary, with a turbulent gas of mostly same-sign vortices accumulated in the center. We show that the formation of such states can be detected experimentally via interference or dispersion measurements.

II. SPIN CONVERSION AND VORTEX GENERATION BY THE TE-TM SOC

The non-equilibrium exciton-polariton condensates combine spinor and non-Hermitian physics. They can




FIG. 2. Panel a) Density in μm^{-2} of σ_+ polarization component. Panel b) Density of σ_- polarization component with the detected vortices and their clusters.

be described by the Driven-Dissipative Gross-Pitaevskii Equation (DDGPE), valid for polaritons at sufficiently small wave vectors:

$$i\hbar \frac{\partial \psi_{\pm}}{\partial t} = \left[-\frac{\hbar^2 \nabla^2}{2m} - i\Gamma + g |\psi_{\pm}|^2 + V(\mathbf{r}) \right] \psi_{\pm} + P_{\pm} e^{-i\omega_0 t} + \beta (\partial_x \pm i\partial_y)^2 \psi_{\mp}. \quad (1)$$

Here, ψ_{\pm} are the two pseudospin components of the condensate wavefunction, corresponding to σ_+ and σ_- circular polarizations of the emitted photons, m is the polariton effective mass, 2Γ is the inverse polariton lifetime, g is the strength of spin-anisotropic polariton interaction (we neglect the interaction between the polaritons of opposite spins), and β is the strength of the TE-TM effective field, coupling the two spinor components.

In our calculations, the pumping of the σ_+ -component P_+ is spatially inhomogeneous, with an average value P_0 (a Gaussian-filtered white noise with a rms amplitude of

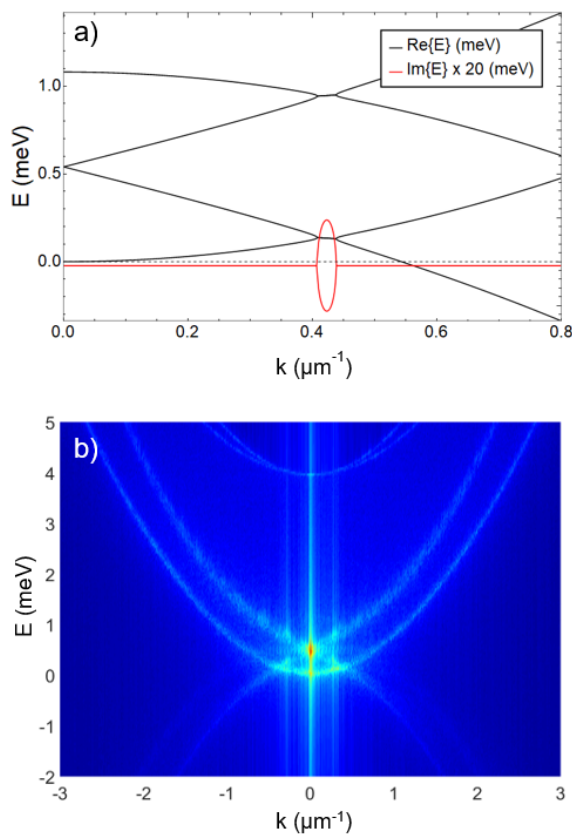


FIG. 3. Panel a) Dispersion of DDGPE linearized Bogoliubov-like excitations obtained via BdG equations for the system of σ^+ polarization component in sufficiently nonlinear regime and σ^- component with lower density. Panel b) The dispersion from all space obtained from the numerical simulations. The sum of signals from σ^+ and σ^- is given.

$0.28P_0$, a correlation length $3 \mu\text{m}$ and biased by P_0) and the pumping of the other component is absent $P_- = 0$. The magnitude of P_0 is slightly higher than the bistability threshold. The rotationally-symmetric confining potential defined via the Heaviside function as $V(\mathbf{r}) = 4 \text{ meV} \cdot H(|\mathbf{r}| - L)$ is used, where $L = 400 \mu\text{m}$. The other experimentally relevant parameters read $\Gamma = 1/2\tau_{\text{pol}}$ with $\tau_{\text{pol}} = 300 \text{ ps}$, $\hbar\omega_0 = 0.54 \text{ meV}$, $m = 5 \cdot 10^{-5}m_0$ with m_0 the free electron mass, $g = 5 \mu\text{eV}\mu\text{m}^{-2}$, and $\beta = \hbar^2/4 \cdot (m_l^{-1} - m_t^{-1})$ with $m_l = m_0 = 0.75m_t$. In numerical simulations, we used the third order Adams–Bashforth scheme in time and calculated the Laplace operator for kinetic energy via the Fourier transform using the Graphic Processor Unit acceleration in Matlab package.

We begin with the description of the vortex generation during the spin conversion by the TE-TM SOC. The inhomogeneous pumping creates an inhomogeneous density profile in the σ_+ component. The same profile can be achieved by disorder. A single maximum of the condensate density can be considered as a source of a divergent polariton flow (see Fig. 1). The configuration is thus quite similar to that of the optical spin

Hall effect⁴⁸, known to generate vortices⁵⁰ by spin conversion. Divergent effective fields (generated here by the wave vector-dependent TE-TM SOC) were used to create and destroy (unwind) vortices in spinor condensates a long time ago^{63,64}. Later, vortex generation by spin-orbit coupling has been linked with the non-trivial band topology characterized by the non-zero Berry curvature⁶². In our particular case, the divergent currents are amplified by the spin-anisotropic polariton-polariton interactions, which create a potential barrier, repelling and accelerating σ_+ polaritons. Each density maximum generates a pair of vortices of a sign determined by the winding of the TE-TM SOC (two vortices are generated because of the winding number 2). However, each density minimum, acting as a point of convergent currents, also generates a pair of vortices of the opposite sign. In total, the number of vortices and antivortices is almost the same, but the symmetry is broken by the fact that the system is confined in a finite-size pillar (even if it is very large).

We now present the results of numerical simulations confirming the above analysis. Figure 2 shows the densities in σ_+ and σ_- components after 32 ns evolution. As expected, the density of the pumped σ_+ component is inhomogeneous, but it does not exhibit any topological defects, whereas the second component σ_- is much more inhomogeneous. While the grayscale of the figure shows only the particle density, we have also used the phase of the calculated wave function in order to detect the vortices (red and blue circles) according to the automatic procedure described in³⁴. A lot of vortices of both signs are visible in this figure. They form a random pattern. The system does not converge to a stationary solution, and the wavefunction changes with time. The associated vortex motion represents a serious problem for their experimental detection^{23,34}. On the other hand, it confirms that the phase of the σ_- component is not fixed by the σ_+ pump, and the vortices are free. This gas of freely moving vortices in a single spin component represents a particular implementation of the quantum turbulence in a topologically non-trivial band.

III. BOGOLON INSTABILITY

We now turn to the study of the interplay of the topological excitations (vortices, or rather half-vortices, since they are present in a single spin component) with weak collective excitations of the spinor condensate (bogolons). We analyze the stability of the system with respect to weak perturbations with a certain wave vector \mathbf{k} using the Bogoliubov-de Gennes equations (2) with the assumption that the density of the pumped component σ_+ is much higher than the density of the other component σ_- ($g|\psi_-|^2 \ll \hbar\omega_0 \approx g|\psi_+|^2$). The presence of the vortices in the σ_- component and the spatial inhomogeneity of the σ_+ component are neglected at this scale. Similar problems for spinor condensates were considered previously^{65–67}, but never under quasi-resonant circular

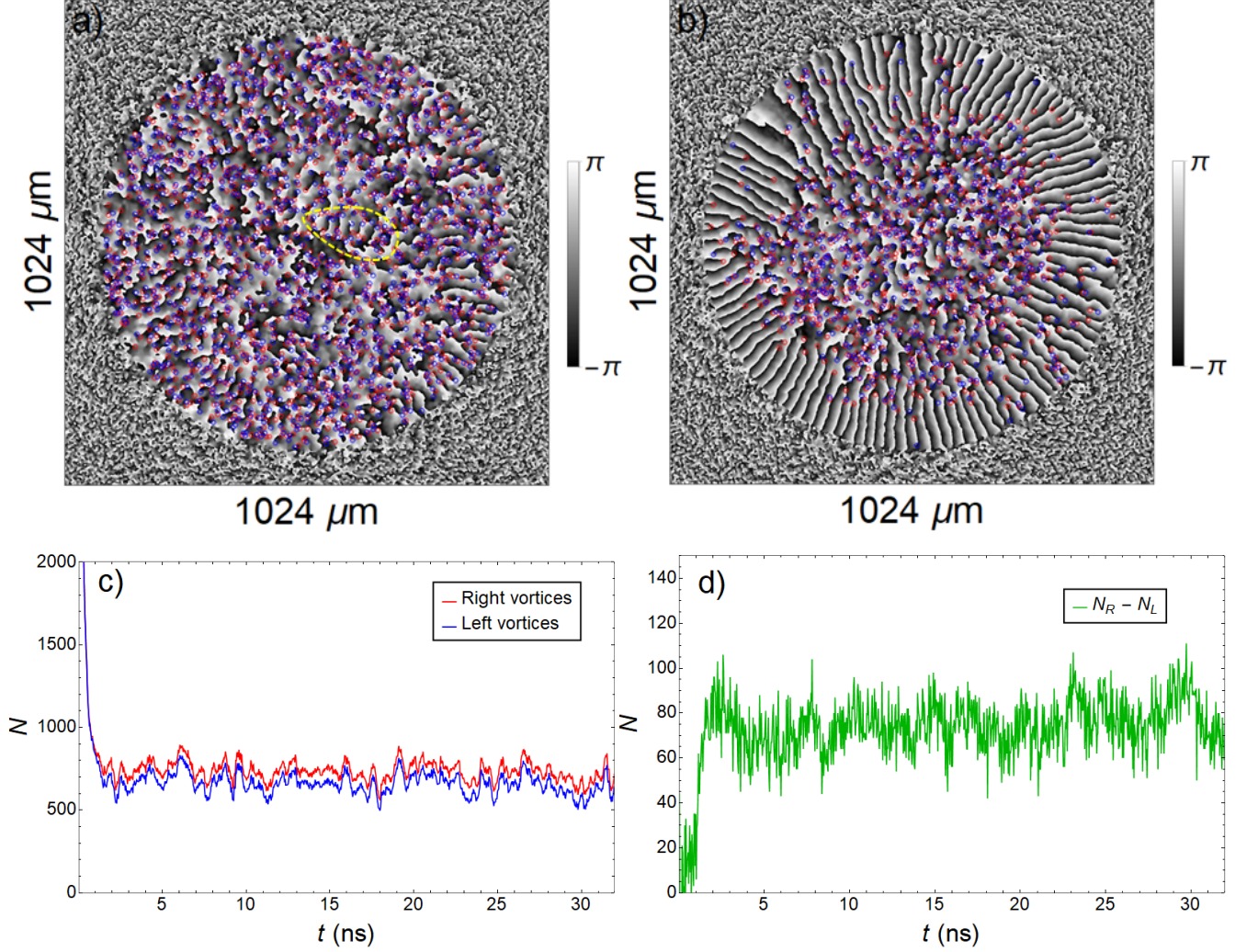


FIG. 4. Panels a,b) are for the phase of σ_- component at 1 ns and 29 ns, respectively. Yellow dashed curve circles the domain of wave vector k_0 spontaneously appeared due to the instability. Panels c) and d) show the time dependencies of right/left vortices numbers and of their difference, respectively.

polarized pumping in presence of the TE-TM splitting. These equations represent an eigenvalue problem with respect to the bogolon energy $\hbar\omega$. The following no-

tation is used: \hat{T} denotes the kinetic energy operator, $\psi_{+A}, \psi_{+B}, \psi_{-A}, \psi_{-B}$ are the small perturbations of the wave function, ϕ is the polar angle of the wave vector \mathbf{k} .

$$\begin{pmatrix} \hat{T} + 2g|\psi_+|^2 - \hbar\omega_0 & -g\psi_+^2 & \beta k^2 e^{2i\phi} & 0 \\ g\psi_+^{*2} & -\hat{T} - 2g|\psi_+|^2 + \hbar\omega_0 & 0 & -\beta k^2 e^{-2i\phi} \\ \beta k^2 e^{-2i\phi} & 0 & \hat{T} - \hbar\omega_0 & 0 \\ 0 & -\beta k^2 e^{2i\phi} & 0 & -\hat{T} + \hbar\omega_0 \end{pmatrix} \begin{pmatrix} \psi_{+A} \\ \psi_{+B} \\ \psi_{-A} \\ \psi_{-B} \end{pmatrix} = (\hbar\omega + i\Gamma) \begin{pmatrix} \psi_{+A} \\ \psi_{+B} \\ \psi_{-A} \\ \psi_{-B} \end{pmatrix}. \quad (2)$$

Due to the rotational symmetry of the system in the circular polarization basis, the eigenvalues of Eq. (2) do

not depend on ϕ . The analytical solution is given by Eq. (3).

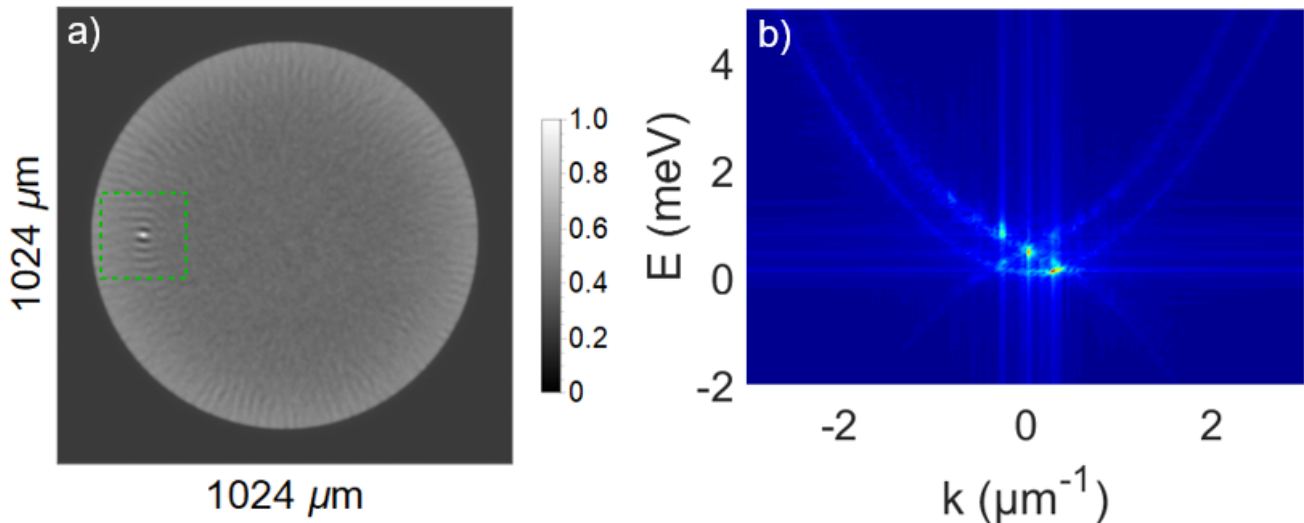


FIG. 5. Panel a) Time-averaged over 25 ns interference pattern $|\psi(\mathbf{R}_0) + \psi(\mathbf{r})|^2$ of some fixed point \mathbf{R}_0 with all other points \mathbf{r} . The point \mathbf{R}_0 is visible as bright spot. Fringes show the presence of a flow with $k \approx 0.3 \mu\text{m}^{-1}$, which matches with instability regions of linearized excitations. Panel b) Dispersion from the region marked by dashed square in panel a). The dominating direction is well visible.

$$E = -i\Gamma \pm \frac{\sqrt{2}}{2} \left[(\hbar\omega_0)^2 + 2 \left(\left(\frac{\hbar^2 k^2}{2m} \right)^2 + (\beta k^2)^2 \right) \right. \\ \left. \pm \sqrt{(\hbar\omega_0)^4 - 8 \left(\frac{\hbar^2 k^2}{2m} \right) (\hbar\omega_0)^3 + \left(16 \left(\frac{\hbar^2 k^2}{2m} \right)^2 (\hbar\omega_0)^2 - 4(\beta k^2)^2 \right) + 16 \left(\frac{\hbar^2 k^2}{2m} \right)^2 (\beta k^2)^2} \right]^{1/2} \quad (3)$$

Fig. 3 shows the spectrum of Bogoliubov excitations obtained from Eqs. (2) and the numerically calculated spectrum, obtained by Fourier-transforming the solution of Eq. (1). The signatures of the bogolon instability are clearly visible in both panels. The analytical solution presents a region with a flat real part and a positive imaginary part of the energy of the weak excitations, which appears in the region where the branches of the dispersion of the two spin components cross each other. This behavior is typical for Bogoliubov-de Gennes equations because of their non-Hermitian form. Contrary to the previous studies⁶⁶, where such crossings did not give rise to instabilities, here the bands are not purely circular-polarized because of the TE-TM SOC, which is precisely what allows the resonant parametric processes at these crossing points to take place by providing the corresponding eigenvectors a finite overlap. The predictions of the analytical calculations based on the linearized model are completely confirmed by the full numerical simulations, where the bright spots visible at the crossing points of the dispersions of the two spin components correspond to the same instability regions.

As a consequence, the bogolon states with these wave vectors exhibit exponential growth, which acts as an ad-

ditional source of the spin conversion, bringing particles with the associated wave vectors into the second spin component σ_- . The highest growth rate wave vector of instability k_0 can be estimated from the condition $\hbar\omega_0 \approx \hbar k_0 c_+$, where $c_+ = \sqrt{\hbar\omega_0/m}$ is the sound velocity in the σ_+ component. Here, one neglects the contribution from the parabolic polariton dispersion in the σ_- component with respect to the linear bogolon dispersion in the σ_+ component. This rate is relatively slow. Moreover, in a perfect system the bogolon dispersion is cylindrically symmetric, which means that there is a mode competition for this instability, which reduces the development of a particular mode. In what follows, we will see that the symmetry breaking provided by the topological quantum turbulence allow one particular mode to win this competition and to develop a macroscopic current.

IV. FORMATION OF THE HIGH ANGULAR MOMENTUM STATE

We now consider the interplay of the topological defects and the bogolon instability. The random motion of the vortices in the σ_- component allows the formation of

vortex-free domains, and the bogolon instability favors a particular absolute value of the wave vector within any of them. Fig. 4a) shows a snapshot of the condensate phase at this early stage with one of such domains highlighted. The automatically detected vortices appear as red and blue circles. Because of the non-zero wave vector, these domains must move, and because of the irrotationality of the quantum fluid, their motion is controlled by the algebraic sum of the winding numbers of all vortices. When such a domain forms close to the boundary of the system, it expels the vortices on its external side towards this boundary, where they can disappear without violating the topological constraints. In this process, vortices of one sign disappear more often than the vortices of the other sign, because their positions are correlated with the propagation direction of the domain. In the example shown in Fig. 4(a), there are more "red" vortices in the central part of the system and more "blue" vortices between the vortex-free domain and the boundary, which is why the number of the "blue" vortices decreases faster than the number of the red ones. The reduction of the vortex density allows the domain to grow. The finite result of this growth is shown in Fig. 4(b), where a large domain with a clockwise circulating current appears along the whole boundary of the system. This can be seen as a result of a mode competition, with the clockwise direction being favored over the anti-clockwise by the small initial difference in the number of vortices (itself being determined by the winding of the TE-TM and the real-space topology of the cavity). We note that the flow inside the vortex-free domain is supersonic, because the interactions in the σ_- component are weak: the velocity attributed to k_0 ($\approx 10^8$ cm/s) is higher than the sound velocity in the high-density regions ($\approx 5 \cdot 10^7$ cm/s).

The evolution of the vortex populations is shown in Fig. 4c), which presents the numbers of vortices and anti-vortices versus time, and Fig. 4d), which shows the difference of the two. The duration of the transitional regime is 1.5-2 ns and then the stationary regime starts. During this stage, the total number of vortices decreases from several thousands to $N_+ + N_- \approx 1500$. The difference in the number of right and left vortices on the contrary increases and reaches $\Delta N = N_+ - N_- \approx 75$. Interestingly, the difference of the opposite vortex numbers can be estimated as $\Delta N \approx 2\pi L k_0$. It follows from the fact that the annular flow with a local wave vector k_0 around a circle with the radius L corresponds to an angular momentum $M \approx 2\pi L k_0$ (in units of \hbar , from the classical definition of the angular momentum), but in a quantum fluid, which is irrotational, all this angular momentum has to be provided by vortices, which determines their net winding number ΔN . The total amount of vortices may be estimated as $N \approx L^2/\xi^2$, where $\xi \approx 3.6 \mu\text{m}$ is the healing length obtained for the high-density regions in the σ_- component ($\approx 20 \mu\text{m}^{-2}$). These results confirm our interpretation of the process.

In the stationary regime, the first component density and the phase (with respect to the laser) slightly fluctuate

around their mean values, while in the second component one still observes very rich behavior. The intervortex distance is comparable with the healing length, the vortices are clearly distinguishable by the phase jumps, however, from the density distribution this vortex gas resembles a mixture of vortices and solitons/deep bogolons (for vortex-antivortex pairs). We note that while in general, one can expect the condensation of vortices to occur at particular temperatures³, in the present configuration no signatures of this effect were detected.

The whole simulation videos with 32 ns duration are available online (in supplementary materials):

- Phase of the σ_- component <https://youtu.be/5S8k9spt6ck>
- Density of the σ_- component and its Fourier image <https://youtu.be/mmfRtps8cH8>

V. EXPERIMENTAL SIGNATURES

The turbulent regime is particularly challenging for studies in polariton systems, requiring single-shot experiments³⁴. Indeed, the stochastic nature of the turbulence precludes the usual pulsed experiments based on the stroboscopic principle of the streak cameras. The vortex dynamics can be measured only if it is repeated exactly the same way with each pulse²², otherwise the vortex trajectories and the phase patterns are smeared out by averaging.

The present configuration presents a particular interest, because, in spite of the turbulent vortex gas present in the center of the pillar, it allows macroscopic measurements of the net angular momentum in the cw regime, without any need for pulsed or single-shot experiments. Two approaches can be used. One of the options is measuring interference patterns produced by superposition of the condensate emission with emission of its single point near the cavity border. This scheme is similar to the off-axis interference measurements performed in Refs.^{23,41}. The period of interference fringes at the cavity circumference yields the wave vector k_0 , see Fig. 5a), obtained by calculating the time-averaged self-interference $|\psi(\mathbf{R}_0, t) + \psi(\mathbf{r}, t)|^2$ with the wave function calculated numerically with Eq. (1). We see that the interference pattern in the vicinity of the reference point \mathbf{R}_0 is not smeared out in spite of the time averaging. This occurs because the vortices are concentrated in the central part of the system, and the reference point is situated in the vortex-free domain.

However, this scheme does not allow to determine the direction of the flow. Alternatively, both the absolute value and the sign of the net condensate topological charge can be deduced from the local angle-resolved measurements of polariton emission spectrum, as shown in Fig. 5b), obtained by Fourier-transforming the wave function $\psi(\mathbf{r}, t)$. Extracting the wave vector k_0 of the domain from the position of the brightest emission points in

the reciprocal space allows calculating the total angular momentum as a product of L and k_0 , and thus deducing the net vorticity in the central region.

VI. CONCLUSIONS

The key role in the generation of the high angular momentum states is played by the OPO-like process of resonant transfer of particles between the σ_+ and σ_- components, based on the instability at a certain wave vector, obtained from the Bogoliubov-de Gennes equations. The resonant nature of the particle transfer leads to the fact that this effect can be observable at sufficiently low values of disorder strength in σ_+ component. Experimentally, the desired disorder, sufficient to trigger the effect, is usually naturally present in the pumping laser intensity and the cavity detuning. At the same time, the effect is observable only at the σ_+ component pumping laser amplitude near in the right part of the bistability hysteresis loop or slightly above the loop. At lower intensities, the particle density is too small, while at higher densities, the σ_+ component is too homogeneous due to the phase pinning effect.

The final configuration of the σ_- component corresponds to a gas of free vortices, dominated by the vortices of a given sign defined by the TE-TM SOC. This disequilibrium in the right and left quantum vortices numbers leads to a strong global rotational motion, visible as a circular flow along the border of a circle-shaped cavity. The latter can be detected experimentally either via self-interference experiment or local wave vector-resolved signal in the σ_- component. The free motion of the vor-

tices allows referring to this state as to a turbulent state. However, the mutual transfer of particles between σ_+ and σ_- components, as well as the non-conservative nature of the system (driven-dissipative, with quasi-resonant pumping), preclude the observation of a simple -5/3 Kolmogorov law¹³. Also, the vortex core is affected by the TE-TM SOC with respect to classical quantum vortex in a single-component quantum fluid¹. Other deviations from the simple picture of a scalar quantum fluid were shown in Ref.⁶⁸, where the calculation was using the two component photon-exciton basis. Our results can also be compared with Ref.⁴², where vortex generation was predicted in two-component polariton quantum fluids, but no SOC coupling was involved and the pumping of the components was equivalent in amplitudes. Finally, in Ref.⁶⁹, the system was closer to an equilibrium condensate than present one, because of the off-resonant pumping, and the TE-TM SOC was also shown to lead to the formation of rotating structures.

To conclude, we proposed a scheme for the generation of high angular momentum states in spinor polariton quantum fluids from the interplay of the topological quantum turbulence and the bogolon instability.

ACKNOWLEDGMENTS

We acknowledge the support of the projects EU Marie Curie "QUANTOPOL" (846353), "Quantum Fluids of Light" (ANR-16-CE30-0021), of the ANR Labex GaNEXT (ANR-11-LABX-0014), and of the ANR program "Investissements d'Avenir" through the IDEX-ISITE initiative 16-IDEX-0001 (CAP 20-25).

* kon@mail.ioffe.ru

¹ A. S. Bradley and B. P. Anderson, *Physical Review X* **2**, 041001 (2012).

² T. Simula, M. J. Davis, and K. Helmerson, *Physical review letters* **113**, 165302 (2014).

³ R. N. Valani, A. J. Groszek, and T. P. Simula, *New Journal of Physics* **20**, 053038 (2018).

⁴ P.-E. Roche, P. Diribarne, T. Didelot, O. Français, L. Rousseau, and H. Willaime, *EPL (Europhysics Letters)* **77**, 66002 (2007).

⁵ S. P. Johnstone, A. J. Groszek, P. T. Starkey, C. J. Billington, T. P. Simula, and K. Helmerson, *Science* **364**, 1267 (2019), <https://science.sciencemag.org/content/364/6447/1267.full.pdf>.

⁶ G. Gauthier, M. T. Reeves, X. Yu, A. S. Bradley, M. A. Baker, T. A. Bell, H. Rubinsztein-Dunlop, M. J. Davis, and T. W. Neely, *Science* **364**, 1264 (2019), <https://science.sciencemag.org/content/364/6447/1264.full.pdf>.

⁷ N. Bogoliubov, *J. Phys* **11**, 23 (1947).

⁸ J. Bardeen, L. N. Cooper, and J. R. Schrieffer, *Physical review* **108**, 1175 (1957).

⁹ G. Volovik, *The Universe in a Helium Droplet* (Clarendon Press, Oxford, 2003).

¹⁰ Y. G. Rubo, *Physical Review Letters* **99**, 106401 (2007).

¹¹ K. Lagoudakis, T. Ostatnický, A. Kavokin, Y. G. Rubo, R. André, and B. Deveaud-Plédran, *Science* **326**, 974 (2009).

¹² I. A. Shelykh, A. V. Kavokin, Y. G. Rubo, T. Liew, and G. Malpuech, *Semiconductor Science and Technology* **25**, 013001 (2009).

¹³ M. Tsubota, K. Fujimoto, and S. Yui, *Journal of Low Temperature Physics* **188**, 119 (2017).

¹⁴ A. V. Kavokin, J. J. Baumberg, G. Malpuech, and F. P. Laussy, *Contemporary Physics*, 2nd ed. (Oxford University Press, 2017).

¹⁵ J. Kasprzak, M. Richard, S. Kundermann, A. Baas, P. Jeambrun, J. Keeling, F. Marchetti, M. Szymańska, R. André, J. Staehli, *et al.*, *Nature* **443**, 409 (2006).

¹⁶ J. Kasprzak, D. D. Solnyshkov, R. André, L. S. Dang, and G. Malpuech, *Phys. Rev. Lett.* **101**, 146404 (2008).

¹⁷ K. G. Lagoudakis, M. Wouters, M. Richard, A. Baas, I. Carusotto, R. André, L. S. Dang, and B. Deveaud-Plédran, *Nature physics* **4**, 706 (2008).

¹⁸ A. Amo, S. Pigeon, D. Sanvitto, V. Sala, R. Hivet, I. Carusotto, F. Pisanello, G. Leménager, R. Houdré, E. Giacobino, *et al.*, *Science* **332**, 1167 (2011).

- ¹⁹ F. Claude, S. V. Koniakhin, A. Maître, S. Pigeon, G. Lerario, D. D. Stupin, Q. Glorieux, E. Giacobino, D. Solnyshkov, G. Malpuech, *et al.*, *Optica* **7**, 1660 (2020).
- ²⁰ G. Lerario, S. V. Koniakhin, A. Maître, D. Solnyshkov, A. Zilio, Q. Glorieux, G. Malpuech, E. Giacobino, S. Pigeon, and A. Bramati, *Phys. Rev. Research* **2**, 042041 (2020).
- ²¹ R. Hivet, H. Flayac, D. Solnyshkov, D. Tanese, T. Boulier, D. Andreoli, E. Giacobino, J. Bloch, A. Bramati, G. Malpuech, *et al.*, *Nature Physics* **8**, 724 (2012).
- ²² L. Dominici, G. Dagvadorj, J. M. Fellows, D. Ballarini, M. De Giorgi, F. M. Marchetti, B. Piccirillo, L. Marrucci, A. Bramati, G. Gigli, *et al.*, *Science advances* **1**, e1500807 (2015).
- ²³ T. Boulier, H. Terças, D. Solnyshkov, Q. Glorieux, E. Giacobino, G. Malpuech, and A. Bramati, *Scientific reports* **5**, 9230 (2015).
- ²⁴ R. Hivet, E. Cancellieri, T. Boulier, D. Ballarini, D. Sanvitto, F. M. Marchetti, M. Szymanska, C. Ciuti, E. Giacobino, and A. Bramati, *Physical Review B* **89**, 134501 (2014).
- ²⁵ S. V. Koniakhin, O. Bleu, D. D. Stupin, S. Pigeon, A. Maître, F. Claude, G. Lerario, Q. Glorieux, A. Bramati, D. Solnyshkov, and G. Malpuech, *Phys. Rev. Lett.* **123**, 215301 (2019).
- ²⁶ H. S. Nguyen, D. Gerace, I. Carusotto, D. Sanvitto, E. Galopin, A. Lemaître, I. Sagnes, J. Bloch, and A. Amo, *Physical review letters* **114**, 036402 (2015).
- ²⁷ D. Solnyshkov, C. Leblanc, S. Koniakhin, O. Bleu, and G. Malpuech, *Physical Review B* **99**, 214511 (2019).
- ²⁸ P. Renucci, T. Amand, X. Marie, P. Senellart, J. Bloch, B. Sermage, and K. V. Kavokin, *Phys. Rev. B* **72**, 075317 (2005).
- ²⁹ M. Vladimirova, S. Cronenberger, D. Scalbert, K. V. Kavokin, A. Miard, A. Lemaître, J. Bloch, D. Solnyshkov, G. Malpuech, and A. V. Kavokin, *Physical Review B* **82**, 075301 (2010).
- ³⁰ P. G. Savvidis, J. J. Baumberg, R. M. Stevenson, M. S. Skolnick, D. M. Whittaker, and J. S. Roberts, *Physical Review Letters* **84**, 1547 (2000).
- ³¹ M. Wouters and I. Carusotto, *Physical Review Letters* **99**, 140402 (2007), [arXiv:0702431 \[cond-mat\]](https://arxiv.org/abs/0702431).
- ³² D. Sanvitto, S. Pigeon, A. Amo, D. Ballarini, M. De Giorgi, I. Carusotto, R. Hivet, F. Pisanello, V. Sala, P. Guimaraes, *et al.*, *Nature photonics* **5**, 610 (2011).
- ³³ A. Dreismann, P. Cristofolini, R. Balili, G. Christmann, F. Pinsker, N. G. Berloff, Z. Hatzopoulos, P. G. Savvidis, and J. J. Baumberg, *Proceedings of the National Academy of Sciences* **111**, 8770 (2014).
- ³⁴ S. Koniakhin, O. Bleu, G. Malpuech, and D. Solnyshkov, *Chaos, Solitons & Fractals* **132**, 109574 (2020).
- ³⁵ E. L. Andronikashvili, *Jour. Phys. USSR* **10**, 201 (1946).
- ³⁶ E. Rusaouen, B. Rousset, and P.-E. Roche, *EPL (Europhysics Letters)* **118**, 14005 (2017).
- ³⁷ K. W. Madison, F. Chevy, W. Wohlleben, and J. Dalibard, *Phys. Rev. Lett.* **84**, 806 (2000).
- ³⁸ A. C. White, B. P. Anderson, and V. S. Bagnato, *Proceedings of the National Academy of Sciences* **111**, 4719 (2014), https://www.pnas.org/content/111/Supplement_1/4719.full.pdf.
- ³⁹ Y. Sun, Y. Yoon, S. Khan, L. Ge, M. Steger, L. N. Pfeiffer, K. West, H. E. Türeci, D. W. Snoke, and K. A. Nelson, *Physical Review B* **97**, 045303 (2018).
- ⁴⁰ A. V. Nalitov, H. Sigurdsson, S. Morina, Y. S. Krivosenko, I. V. Iorsh, Y. G. Rubo, A. V. Kavokin, and I. A. Shelykh, *Physical Review A* **99**, 033830 (2019), [arXiv:1810.00026](https://arxiv.org/abs/1810.00026).
- ⁴¹ T. Boulier, E. Cancellieri, N. D. Sangouard, Q. Glorieux, A. V. Kavokin, D. M. Whittaker, E. Giacobino, and A. Bramati, *Phys. Rev. Lett.* **116**, 116402 (2016).
- ⁴² S. S. Gavrilov, *Phys. Rev. B* **102**, 104307 (2020).
- ⁴³ Q. Zhao, M. Dong, Y. Bai, and Y. Yang, *Photonics Research* **8**, 745 (2020).
- ⁴⁴ G. Ruffato, M. Massari, and F. Romanato, *Light: Science & Applications* **8**, 1 (2019).
- ⁴⁵ M. Ritsch-Marte, *Philosophical Transactions of the Royal Society A: Mathematical, Physical and Engineering Sciences* **375**, 20150437 (2017).
- ⁴⁶ M. Mirhosseini, O. S. Magaña-Loaiza, M. N. O'Sullivan, B. Rodenburg, M. Malik, M. P. Lavery, M. J. Padgett, D. J. Gauthier, and R. W. Boyd, *New Journal of Physics* **17**, 033033 (2015).
- ⁴⁷ Y. Shen, Z. Wan, Y. Meng, X. Fu, and M. Gong, *IEEE Photonics Journal* **10**, 1 (2018).
- ⁴⁸ A. Kavokin, G. Malpuech, and M. Glazov, *Phys. Rev. Lett.* **95**, 136601 (2005).
- ⁴⁹ C. Leyder, M. Romanelli, J. P. Karr, E. Giacobino, T. C. Liew, M. M. Glazov, A. V. Kavokin, G. Malpuech, and A. Bramati, *Nature Physics* **3**, 628 (2007).
- ⁵⁰ T. C. H. Liew, A. V. Kavokin, and I. A. Shelykh, *Phys. Rev. B* **75**, 241301 (2007).
- ⁵¹ E. Kammann, T. C. H. Liew, H. Ohadi, P. Cilibrizzi, P. Tsotsis, Z. Hatzopoulos, P. G. Savvidis, A. V. Kavokin, and P. G. Lagoudakis, *Physical Review Letters* **109**, 036404 (2012), [arXiv:1204.4799](https://arxiv.org/abs/1204.4799).
- ⁵² A. Nalitov, G. Malpuech, H. Terças, and D. Solnyshkov, *Physical review letters* **114**, 026803 (2015).
- ⁵³ C. Whittaker, T. Dowling, A. Nalitov, A. Yulin, B. Royall, E. Clarke, M. Skolnick, I. Shelykh, and D. Krizhanovskii, *Nature Photonics* , 1 (2020).
- ⁵⁴ H. Flayac, I. A. Shelykh, D. D. Solnyshkov, and G. Malpuech, *Physical Review B* **81**, 045318 (2010), [arXiv:0911.1650](https://arxiv.org/abs/0911.1650).
- ⁵⁵ A. Gianfrate, O. Bleu, L. Dominici, V. Ardizzone, M. De Giorgi, D. Ballarini, G. Lerario, K. West, L. Pfeiffer, D. Solnyshkov, D. Sanvitto, and G. Malpuech, *Nature* **578**, 381 (2020).
- ⁵⁶ A. Nalitov, D. Solnyshkov, and G. Malpuech, *Physical review letters* **114**, 116401 (2015).
- ⁵⁷ O. Bleu, D. D. Solnyshkov, and G. Malpuech, *Phys. Rev. B* **93**, 85438 (2016).
- ⁵⁸ O. Bleu, D. D. Solnyshkov, and G. Malpuech, *Phys. Rev. B* **95**, 115415 (2017).
- ⁵⁹ S. Klemmt, T. H. Harder, O. A. Egorov, K. Winkler, R. Ge, M. A. Bandres, M. Emmerling, L. Worschech, T. C. H. Liew, M. Segev, C. Schneider, and S. Höfling, *Nature* **562**, 552 (2018), [arXiv:1808.03179](https://arxiv.org/abs/1808.03179).
- ⁶⁰ H. Sigurdsson, Y. S. Krivosenko, I. V. Iorsh, I. A. Shelykh, and A. V. Nalitov, *Physical Review B* **100**, 1 (2019).
- ⁶¹ N. C. Zambon, P. St-Jean, M. Milićević, A. Lemaître, A. Harouri, L. Le Gratiet, O. Bleu, D. Solnyshkov, G. Malpuech, I. Sagnes, *et al.*, *Nature Photonics* **13**, 283 (2019).
- ⁶² M.-C. Chang and Q. Niu, *Journal of Physics: Condensed Matter* **20**, 193202 (2008).
- ⁶³ M. R. Matthews, B. P. Anderson, P. C. Haljan, D. S. Hall, M. J. Holland, J. E. Williams, C. E. Wieman, and E. A. Cornell, *Phys. Rev. Lett.* **83**, 3358 (1999).
- ⁶⁴ A. J. Leggett, *Quantum Liquids* (Oxford University Press, Oxford, 2008).

- ⁶⁵ Y. G. Rubo, A. Kavokin, and I. Shelykh, *Physics Letters A* **358**, 227 (2006).
- ⁶⁶ D. D. Solnyshkov, I. A. Shelykh, N. A. Gippius, A. V. Kavokin, and G. Malpuech, *Phys. Rev. B* **77**, 045314 (2008).
- ⁶⁷ V. Kovalev and I. Savenko, *Scientific reports* **7**, 1 (2017).
- ⁶⁸ N. Voronova, M. A. Posazhenkov, and Y. E. Lozovik, *JETP Letters* **106**, 754 (2017).
- ⁶⁹ A. Yulin, A. Nalitov, and I. Shelykh, *Physical Review B* **101**, 104308 (2020).