



HAL
open science

Proportional representation to increase data utility in k-anonymous tables

Fabien Viton, Clémence Mauger, Gilles Dequen, Jean-Luc Guérin, Gaël Le
Mahec

► **To cite this version:**

Fabien Viton, Clémence Mauger, Gilles Dequen, Jean-Luc Guérin, Gaël Le Mahec. Proportional representation to increase data utility in k-anonymous tables. 26th IEEE Symposium on Computers and Communications, Sep 2021, Athènes, Greece. hal-03414033

HAL Id: hal-03414033

<https://hal.science/hal-03414033v1>

Submitted on 4 Nov 2021

HAL is a multi-disciplinary open access archive for the deposit and dissemination of scientific research documents, whether they are published or not. The documents may come from teaching and research institutions in France or abroad, or from public or private research centers.

L'archive ouverte pluridisciplinaire **HAL**, est destinée au dépôt et à la diffusion de documents scientifiques de niveau recherche, publiés ou non, émanant des établissements d'enseignement et de recherche français ou étrangers, des laboratoires publics ou privés.



Proportional representation to increase data utility in k-anonymous tables

Fabien Viton, Clémence Mauger, Gilles Dequen, Jean-Luc Guérin, Gaël Le
Mahec

► To cite this version:

Fabien Viton, Clémence Mauger, Gilles Dequen, Jean-Luc Guérin, Gaël Le Mahec. Proportional representation to increase data utility in k-anonymous tables. 26th IEEE Symposium on Computers and Communications, Sep 2021, Athènes, Greece. hal-03414033

HAL Id: hal-03414033

<https://hal.archives-ouvertes.fr/hal-03414033>

Submitted on 4 Nov 2021

HAL is a multi-disciplinary open access archive for the deposit and dissemination of scientific research documents, whether they are published or not. The documents may come from teaching and research institutions in France or abroad, or from public or private research centers.

L'archive ouverte pluridisciplinaire **HAL**, est destinée au dépôt et à la diffusion de documents scientifiques de niveau recherche, publiés ou non, émanant des établissements d'enseignement et de recherche français ou étrangers, des laboratoires publics ou privés.

Proportional representation to increase data utility in k -anonymous tables

Fabien Viton
Laboratoire MIS
Université de Picardie Jules Verne
Amiens, France
fabien.viton@u-picardie.fr

Clémence Mauger
Laboratoire MIS
Université de Picardie Jules Verne
Amiens, France
clemence.mauger@u-picardie.fr

Gilles Dequen
Laboratoire MIS
Université de Picardie Jules Verne
Amiens, France
gilles.dequen@u-picardie.fr

Jean-Luc Guérin
Laboratoire MIS
Université de Picardie Jules Verne
Amiens, France
jean-luc.guerin@u-picardie.fr

Gaël Le Mahec
Laboratoire MIS
Université de Picardie Jules Verne
Amiens, France
gael.le.mahec@u-picardie.fr

Abstract—The increasing number of published data has allowed the development of data mining, resting on the use of the data to extract knowledge. At the same time, to tackle privacy concerns, anonymization models such as k -anonymity have emerged. Because k -anonymity transforms original data, there is an impact on the utility of altered data for data mining. In this paper, we propose a new writing of the anonymous tables using an anonymization post-treatment. The proposed representation allows to keep more information on the distribution of the original values in the anonymous equivalence classes while being usable directly as input for neural networks for data mining purposes. We test our experimental protocol on two data sets from anonymization research field: *A dult d ata s et* and an extract from the register of voters of Florida (USA). With these experiments, we show the superiority in data utility of our approach against classical approaches.

I. INTRODUCTION

The availability of more and more data sets, that are more and more complete, specific and voluminous is a tremendous opportunity for data mining and knowledge discovery for many cultural/scientific researches and business activities.

However, with the availability of personal data emerged major privacy concerns. To share data in accordance with privacy protection laws and the acceptability of citizens for this sharing is a new challenge.

There are many works on *Privacy-Preserving Data Publishing* (PPDP) and the particular problem of data mining on such data (*Privacy-Preserving Data Mining* or PPDM). Among them we can mention k -anonymity [1], l -diversity [2], t -closeness [3] or ϵ -differential privacy [4] as the most “famous” approaches. They all have advantages and drawbacks for the particular problem of data mining and knowledge discovery. Reader can refer to [5] and [6] for good analyses of these concepts regarding to the PPDP and PPDM problems. In this paper we focused on the k -anonymity concept and particularly the categorical data representation for a use with a machine learning classifier (a M ulti-Layer P erceptron c lassifier). Indeed, obtaining a k -anonymous version of a table implies

most of the time to alter the data, reducing their utility. The larger is k , the more the data are altered to fit with the k -anonymity constraints. We studied how a k -anonymous data representation can mitigate this information loss and preserve data utility without reducing privacy compared to classical categorical data representations for MLP.

To evaluate consequences for data mining of the data alteration after k -anonymization, we used publicly available tables to train different MLP classifiers. We used different table representations of the k -anonymous tables as input for the training of the classifiers, resulting in different output classifiers. We showed that a new representation of the k -anonymous data significantly improves the performance of the trained models.

The next section presents k -anonymity, how to measure “quality” of an anonymous table and how to use such a table as input of a data mining algorithm. Section III presents our new data representation of k -anonymous table for data mining and we discuss the consequences on privacy. Section IV presents the experiments that validate the new representation and compare performance with other data representations. We conclude in Section V.

II. k -ANONYMIZATION OF A TABLE

To preserve privacy in the published tables, it is necessary to beforehand anonymize the table. Nevertheless, two kinds of disclosure could appear in anonymous tables [7]: i) a table has *identity disclosure* if an individual can be uniquely link to a record ; ii) a table has *attribute disclosure* if new information can be deduced about individuals thanks to the table.

To provide a protection against identity disclosure, k -anonymity could be applied to the table [1]. A table is k -anonymous if each record is indistinguishable from at least $k - 1$ other records w.r.t a particular set of attributes. To achieve k -anonymity, the attributes of a table are classified into the following three categories. *Identifier attributes* are unique

identifier between an individual and a record of the table (e.g. name, SSN). These attributes have to be removed or replaced by random IDs: this process is called *pseudonymization*. *Quasi-identifiers* are not unique to each individual and can not reveal information if they are taken separately. However, they can be used to disclose private information. Sweeney proved in [8] that it is possible to link an individual to a record using quasi-identifiers and other public tables. An *equivalence class* is a set of records in which the quasi-identifier attributes' values are all the same. Finally, *sensitive attributes* are the purpose of the table publication. They are personal information about individuals that publisher has to protect (e.g income, disease). Publishers have to ensure that the sensitive attributes are not altered but cannot be linked to an individual.

k -anonymity deals with quasi-identifier attributes but does not take into account sensitive attributes. Other models, such as l -diversity [2] and t -closeness [3], ensure that each equivalence class has a specific distribution of sensitive values to limit attribute disclosure. In our context, we focus on k -anonymity so as not to influence sensitive values' distribution.

A. Generalization technique and k -anonymization algorithms

To achieve k -anonymity, *generalization* is a common technique. For each quasi-identifier attribute, a *generalization hierarchy* [1] is built. It translates semantic groupings between values. At level 0 of the hierarchy, leaves are values in the original table (without generalization). Then, the higher a value is in the tree, the most generalized it is.

During a k -anonymization, values of quasi-identifiers are replaced by generalized values according to the generalization hierarchies until all equivalence classes are at least k in size. In other words, we merge equivalence classes, such that their quasi-identifiers attributes are identical generalization of their original values. Example 1 presents a 3-anonymization of a table (Table Ib). To define the *merging* of two equivalence classes, we use the notion of *Lowest Common Ancestor LCA*. According to Bender in [9], the *LCA* of two nodes is the ancestor of the two nodes that is located farthest from the root (i.e. the less generalized value in our context). Let T be a table and $\mathcal{Q} = \{Q_1, \dots, Q_m\}$ be its set of quasi-identifier attributes. Let C and C' be two equivalence classes of T whose representatives are $[x_1, \dots, x_m]$ and $[y_1, \dots, y_m]$. The merging of C and C' is defined as: $Merge(C, C') = [LCA(x_1, y_1), \dots, LCA(x_m, y_m)]$. To find an optimal k -anonymization is then to find a set of merging operations that minimizes the information loss such that all the equivalence classes have a size of at least k .

Example 1. Lets consider the table T in Table Ia with 2 quasi-identifier attributes. The first one is Gender (G), the second is Race. Figure 1 presents a generalization hierarchy of the Race attribute. Gender attribute can only be generalized to "unknown" represented by "*". A 3-anonymous version of T is presented in Table Ib. The first three lines of T have been merged in $[*, mammals]$ and the other three lines have been generalized in $[*, cetaceans]$.

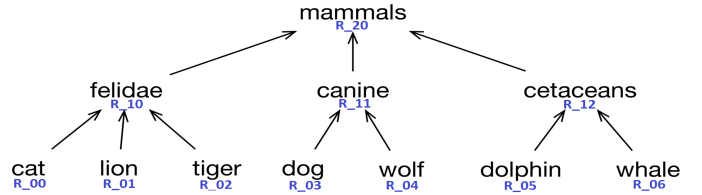


Fig. 1: A generalization hierarchy for Race

	Gender	Race		Gender	Race
l_1	M	cat	l_1	*	mammals
l_2	F	lion	l_2	*	mammals
l_3	F	dog	l_3	*	mammals
l_4	M	dolphin	l_4	*	cetaceans
l_5	M	whale	l_5	*	cetaceans
l_6	F	whale	l_6	*	cetaceans

(a) T

(b) T_{ano}

TABLE I: A table T and a 3-anonymous version of it T_{ano}

Finding an optimal partition of a table that respects k -anonymity is NP-hard [10]. In the literature, we find many frameworks to achieve k -anonymity. Some of them, as *Incognito* of Lefevre *et al.* [11], do *single dimensional global recoding*: identical lines in the original table will have the same generalization in the anonymous table (global recoding) and all the values of a quasi-identifier attribute are generalized at the same level of the generalization hierarchy (single dimensional).

On the contrary, algorithms as *KACA* [12], *Greedy k -Anonymization Algorithm* [13] or clustering-based algorithms such that *k -member* [14] or *OKA* [15] do *multi-dimensional recoding*: different levels of generalization can be applied to the values of an attribute.

B. Quality of an anonymous table

There is not uniqueness of the k -anonymous table produced using the generalization technique. Among them, the records are more or less altered such that they can be grouped in equivalence classes of size $\geq k$.

An approach to estimate the quality of an anonymous table is to refer to data alteration. In this case an information loss metric is used. It computes the amount of loss of information between a table and an anonymous version of it. It exists many information loss metrics in the literature such that *Discernability Metric* in [16], *Normalized Certainty Penalty* in [17], *Distortion* in [12] or *Normalized Lost Leaves Metric* in [18].

Another approach consists in using a data mining operation to assess the quality of the anonymous table. In this case, original and anonymous data are consecutively used as input to train models for a given prediction task. Comparing prediction results accuracy of the created models is a way to assess data utility of both original and anonymous data. This practical approach have been used in [19] and [20]. These studies have shown that anonymization does not always come with a drop in data utility. We choose this approach in this paper.

C. Data mining and anonymous data representations

Data mining algorithms are regularly used such as *KNN* [21], *decision trees* [22] or *SVM* [23]. Multi-Layer Perceptron (MLP) has also been successfully used to perform data mining for years and continues to yield good performances in several domains [24], [25]. We decide to work with an MLP classifier.

MLP takes numerical data as input. Thus categorical data have to be preprocessed to be input and processed. Simple categorical data is usually encoded as a vector with all but one zero element. Regarding an anonymous table, the representing vector will have a size equal to the number of nodes in the hierarchy because a value can be replaced by any element of the generalization hierarchy. Knowing the hierarchy, 3 ways to handle anonymous categorical data are given in [26]:

- 1) *oneClass*: Each generalization is an independent category (see Table IIa as an example).
- 2) *fillParent*: Any value exhibits all features of its parents (see Table IIb as an example).
- 3) *fillChild*: Generalized value exhibits features of all child nodes (see Table IIc as an example)

The first representation is a classical one hot vector representation while the latter two add information from the knowledge of the hierarchy. Those representations will be used as comparison baselines with our proposed representation method.

III. ANONYMOUS DATA REPRESENTATION

To our knowledge, in the case of k -anonymization, the data usage framework is the following: dataholders perform the anonymization process on the table (Section II-A) and then publish it. To perform data mining, researchers have to preprocess the table (Section II-C). This framework is illustrated in Figure 2a.

During the anonymization process, information about distribution of values is lost during the merging of equivalence classes. For instance, using the generalization hierarchy in Figure 1, if “Felidae” is found in a record of the anonymous table, we know for sure this record is either a cat, a lion or a tiger but we have no indication on the probability the value is “cat”, “lion” or “tiger”. The preprocessing phase seen in Section II-C tries to take advantage of the hierarchy to conserve data utility before data mining. Preprocessing is thus used to hold back data utility altered by the generalization.

We propose an alternative framework illustrated in Figure 2b. This alternative framework is based on a new data proportional representation. We propose a postprocessing phase after k -anonymization that adds the proportions of original values into the equivalence classes for each quasi-identifier before the publication. Each quasi-identifier is then replaced by a vector of its probabilities of having the possible values. Because the proposed representation includes proportions of each value in the equivalence class, it replaces further preprocessing techniques before data mining.

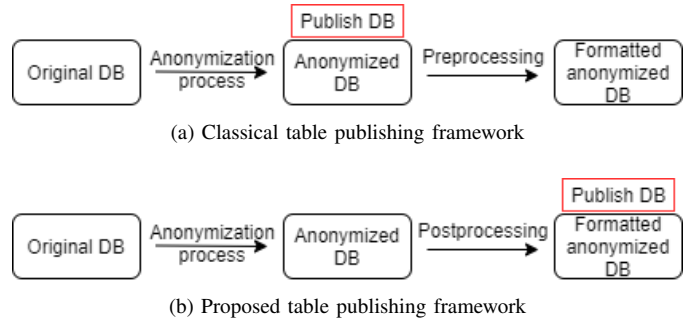


Fig. 2: Publishing anonymous table for datamining frameworks

A. Our proportional representation

We now present the new representation of the anonymous tables that preserves probabilities on the values. Let $T = \{l_1, \dots, l_n\}$ be a table and \mathcal{Q} be its set of quasi-identifier attributes. For each, $Q \in \mathcal{Q}$, we denote by \mathcal{G}_Q its generalization hierarchy. Let T_{ano} be a k -anonymous version of T obtained with the generalization method. We denote by $\mathcal{C}(T_{ano})$ the set of equivalence classes of T_{ano} in which each C is of the form $C = \{l_j \in T_{ano}, j = c_1, \dots, c_{|C|}\}$ (C is a subset of lines of T_{ano}).

We create a matrix M such that its lines are indexed by the lines of T_{ano} , $\{l_1, \dots, l_n\}$. Its columns are indexed by the values of the generalization hierarchies. These indices are of the form Q_val with $Q \in \mathcal{Q}$ and val a value in the generalization hierarchy of Q .

For a line $l \in T_{ano}$, a quasi-identifier attribute $Q \in \mathcal{Q}$ and a value of the generalization hierarchy of Q , $val \in \mathcal{G}_Q$, we define the entry (l, Q_val) of the matrix M as:

$$M(l, Q_val) = \frac{|S(Q, val)|}{|C|}, \quad (1)$$

with C the equivalence class of T_{ano} such that $l \in C$ and $S(Q, val) = \{\text{values of the lines of } C \text{ in } T \text{ that are equal or can be generalized in } val \text{ in } \mathcal{G}_Q\}$. Example 2 presents such a construction of a matrix.

Example 2. *Lets consider again the table T in Table Ia. We consider the same generalization hierarchies as in Example 1. We 3-anonymize T to obtain a table T_{ano} with two equivalence classes: $C_1 = \{l_1, l_2, l_3\}$ and $C_2 = \{l_4, l_5, l_6\}$ (see Table Ib). We transform T_{ano} in the matrix M of Figure III. For instance, to fill the entry $M(l_1, R_felidae)$ of M , we apply the formula in (1). We first look for the equivalence class of T_{ano} in which l_1 is: this is $C_1 = \{l_1, l_2, l_3\}$. Then, we get the values of the lines of C_1 for the attribute R in the original table T : this is $\{cat, lion, dog\}$. We determine the set of values in the previous set that are equal or can be generalized in *felidae* in the generalization hierarchy of R : $S(R, felidae) = \{cat, lion\}$. Indeed, *cat* and *lion* are two values that can be generalized in *felidae* but *dog* can not. Finally, we obtain $M(l_1, R_felidae) = \frac{|S(R, felidae)|}{|C_1|} = \frac{2}{3}$. That means that the value of l_1 for the attribute R has probability $\frac{2}{3}$ to be a *felidae*.*

Race	R_00	R_01	R_02	R_03	R_04	R_05	R_06	R_10	R_11	R_12	R_20
cat	1	0	0	0	0	0	0	0	0	0	0
dog	0	0	0	1	0	0	0	0	0	0	0
felidae	0	0	0	0	0	0	0	1	0	0	0
canine	0	0	0	0	0	0	0	0	1	0	0
mammals	0	0	0	0	0	0	0	0	0	0	1

(a) *oneClass*: generalizations are independent categories

Race	R_00	R_01	R_02	R_03	R_04	R_05	R_06	R_10	R_11	R_12	R_20
cat	1	0	0	0	0	0	0	1	0	0	1
dog	0	0	0	1	0	0	0	0	0	1	0
felidae	0	0	0	0	0	0	0	1	0	0	1
canine	0	0	0	0	0	0	0	0	0	1	0
mammals	0	0	0	0	0	0	0	0	0	0	1

(b) *fillParent*: any value exhibits all features of its parents

Race	R_00	R_01	R_02	R_03	R_04	R_05	R_06	R_10	R_11	R_12	R_20
cat	1	0	0	0	0	0	0	0	0	0	0
dog	0	0	0	1	0	0	0	0	0	0	0
felidae	1	1	1	0	0	0	0	1	0	0	0
canine	0	0	0	1	1	1	0	0	1	0	0
mammals	1	1	1	1	1	1	1	1	1	1	1

(c) *fillChild*: generalized value exhibits features of all child nodes

TABLE II: Data representations of anonymous data for datamining

	G_00	G_01	G_11	R_00	R_01	R_02	R_03	R_04	R_05	R_06	R_10	R_11	R_12	R_20
l_1	0.33	0.66	1	0.33	0.33	0	0.33	0	0	0	0.66	0.33	0	1
l_2	0.33	0.66	1	0.33	0.33	0	0.33	0	0	0	0.66	0.33	0	1
l_3	0.33	0.66	1	0.33	0.33	0	0.33	0	0	0	0.66	0.33	0	1
l_4	0.66	0.33	1	0	0	0	0	0	0.33	0.66	0	0	1	1
l_5	0.66	0.33	1	0	0	0	0	0	0.33	0.66	0	0	1	1
l_6	0.66	0.33	1	0	0	0	0	0	0.33	0.66	0	0	1	1

TABLE III: A *proportional* representation of a 3-anonymous table

B. Implications of the proportional representation

For each record and for each quasi-identifier, the sum of values in a single hierarchical level is equal to 1. Either the information is sure and one node of the hierarchical level is at 1 and the others at 0; or the information is dispatched as a proportion into the different nodes of the hierarchical level.

One can argue about the privacy violation with the disclosure of the supplementary information with the anonymous table. Instead, we argue our representation respects the definition of k -anonymity. In an equivalence class, all records contain the same proportions for each quasi-identifier and are thus indistinguishable one from another. The additional information are only about equivalence classes and not about individuals.

Let us take the least case scenario in which an individual is the single one representative of its kind inside a table. Suppose an adversarial has access to this individual singularity and to the complete k -anonymous table. Then the adversarial should be able to find in which equivalence class the individual is (the only equivalence class with the probability of singularity > 0) but he/she would not be able to distinguish this individual from the k records of this equivalence class.

IV. EXPERIMENTS

A. Datasets

Experiments were conducted using two publicly available datasets : *Adult data set* and an extract from the register of voters for the state of *Florida*.

1) *Adult data set*: This data set is used in many works in anonymization and can be downloaded in [27]. We conserve eight columns as quasi-identifiers: *Age* (105 nodes), *Gender* (3 nodes), *Race* (6 nodes), *Marital status* (10 nodes), *Education* (22 nodes), *Native country* (45 nodes), *Work class* (12 nodes) and *Occupation* (17 nodes). We choose the column *Salary* as a sensitive attribute. This attribute will be use as target for our prediction task. We obtain a table of 30162 records.

2) *Florida voters data set*: We randomly extract 30162 lines from the register of voters for the state of Florida [28]. We conserve 4 columns as quasi-identifiers: *Zipcode* (the 5 first digits, 1165 nodes), *Gender* (only Female and Male, 3 nodes), *Race* (9 nodes) and *Year of Birth* (106 nodes). As sensitive attribute, we choose *Party affiliation* (10 possible values).

B. Anonymization protocol

In our study, we work with Algorithm 1 which is the *Greedy k-Anonymization Algorithm* presented in [13]. It is a simple k -anonymization algorithm in which an information loss metric is used to guide the equivalence classes mergings (see Section II-A).

Algorithm 1 Greedy k -Anonymization Algorithm

Input: A table T , an integer k , an information loss metric μ

Output: A k -anonymous version of T

- 1: **while** T is not k -anonymous **do**
- 2: Choose one of the smallest class C_{small} in $\mathcal{C}(T)$ that is not k -anonymous
- 3: Find a class C in $\mathcal{C}(T) \setminus C_{small}$ such that $Merge(C_{small}, C)$ minimizes cost for μ
- 4: $\mathcal{C}(T) \leftarrow \mathcal{C}(T) \setminus \{C_{small}, C\} \cup Merge(C_{small}, C)$
- 5: **end while**
- 6: **return** T

Based on the metrics comparison exposed in [18], we choose *Normalized Lost Leaves Metric* as information loss metric in the algorithm.

Thanks to the *Greedy k-Anonymization Algorithm*, we produce k -anonymous versions of the two data tables for 14 values of k between 3 and 15000¹. Please note that 15000 is not a realistic value for the k -anonymity of a 30162 lines but it allows us to evaluate the behaviour of our algorithms. Because the range of values is large, we use a logarithmic scale on abscissa representing k in Section IV-D.

C. Training protocol

The training of the MLP classifiers has been conducted using the scikit-learn library [29]. Because our goal is only

¹ $k \in \{3, 4, 5, 10, 20, 50, 100, 250, 500, 1000, 2000, 5000, 10000, 15000\}$

to compare data representation, the number of hidden layers, their size and all hyper parameters are arbitrarily fixed. Each model have the same architecture of 2 hidden layers counting respectively 5 and 2 neurons. The activation function is “reLu”. The training is performed using Adam solver with a constant learning rate of 1e-3. The batch size is set to 200. The training is stopped if there is no evolution on loss after 10 epochs with a maximum epoch number of 500. Two third of the tables records were used as the training set while the rest was used as validation set.

Several metrics exist to assess the quality of the model. For *Adult*, because the target attribute is binary, we have chosen to use the area under the Receiver Operating Characteristics curve (AUC-ROC). For *Florida*, we have chosen the accuracy of the model because of the 10 possible values for the sensitive attribute. These metrics allow us to evaluate the global performance of a model with a scalar.

The models are trained and evaluated using different representations of the same anonymous table. For reproducibility, each training has been repeated 10 times with a different random seed for initialization, leading to 10 different models per training phase. The mean and standard deviation of the 10 evaluation values produced are used to compare data utility of the data representations.

D. Results

For Figures 3 to 5, blue curve is our *proportional* representation; orange, green and red curves represent results for respectively *fillParent*, *oneClass* and *fillChild* representations.

1) *Training on the non-anonymous table*: Let us first consider a full access to the non-anonymous tables. For $k = 1$ (non-anonymous table), *proportional* and *fillParent* representations are the same. For both *Adult* and *Florida*, 10 models are trained on the non-anonymous data using this *proportional* (or *fillParent*) representation. Figure 3 represents the mean performance of MLP classifiers when tested on anonymous tables. Each point on a curve is the mean of the values obtained with the 10 trained classifiers with different seeds. For readable reasons, standard deviation is shown on the figures only for the *proportional* representation.

For both tables, we note a decrease in prediction performance when k increases. This effect is common to all representations. This is logical and expected as an increase in k produces a more altered table with numerous similar records. When k -value exceeds 5000, any representation maintains a consistent AUC-ROC value greater than 0.5 for *Adult*, reflecting the inability to keep any data utility.

We note our *proportional* representation consistently outperforms every representation for each tested k . We argue our representation avoids some data loss, thus increasing the later data utility.

2) *Training on a k -anonymous table*: The access to the full non-anonymous table is not always possible. In this case, the training has to be done using k -anonymous table. In Figures 4 and 5, the prediction models are trained with a 100-anonymous table. Each sub-figure accounts for a different

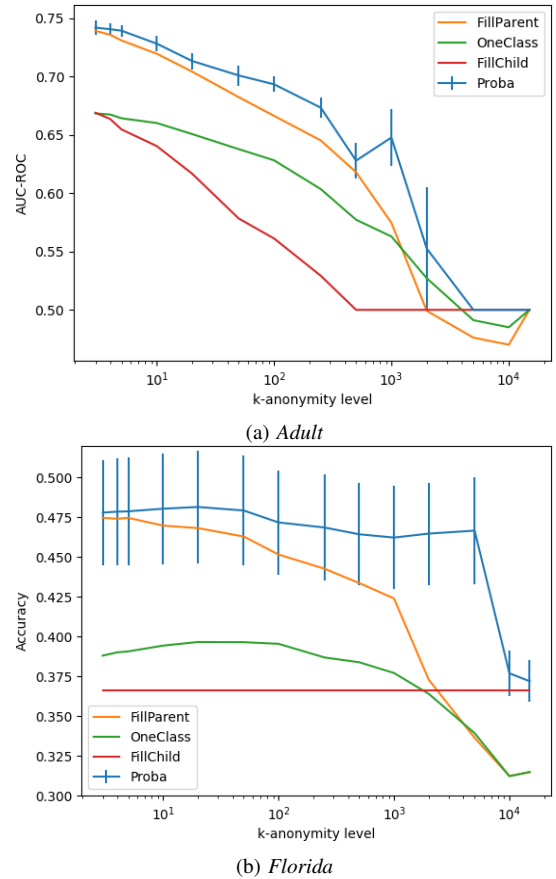


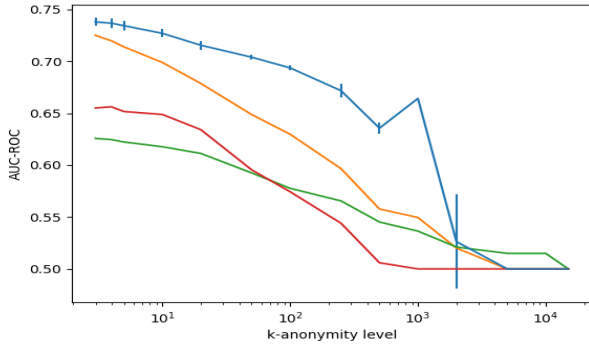
Fig. 3: Performance of models trained on non-altered tables

data representation used as input for the models training. In each sub-figure, each curve accounts for a different data representation used as input for the models evaluation. The color code for the curves is the same as in Figure 3.

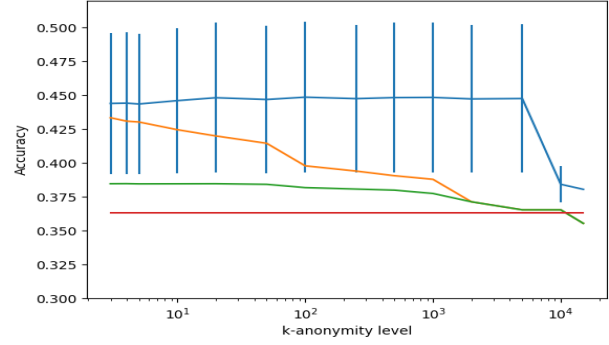
Let us first compare data representations for evaluation (curves inside each sub-figure). We note the prediction is consistently better when using *proportional* representation for evaluation, independently from the data representation used for training. We believe that our proposed data representation allows to keep useful information as k increases. We also note the second best results are achieved by *fillParent* representation. In the case a predicting model is already trained, we believe our data representation should be used if possible.

Let us now compare the data representations for training (results between sub-figures). The highest predictive values are obtained evaluating with *proportional* representation on models trained with *fillParent* or *proportional* representations. When testing with *fillParent* representation (2nd best results), results seems best with the models trained with *fillParent* representation. Since evaluating with *proportional* yields the same results independently from training with *fillParent* or *proportional*, if one doesn’t know what data representation will be used for future predictions, we tend to recommend a training with the *fillParent* representation.

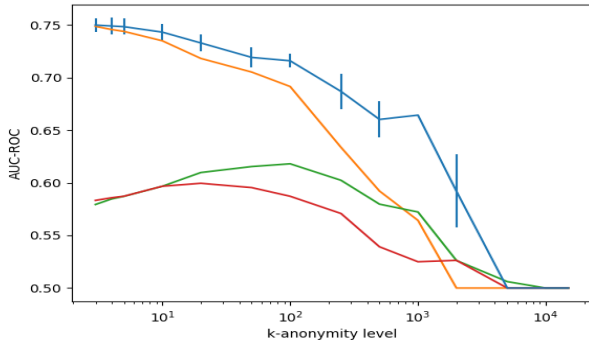
Comparing Figure 3 and Figures 4 and 5, we note that



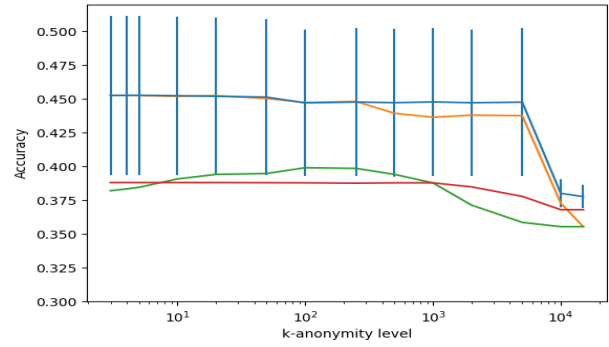
(a) model trained with *proportional* representation



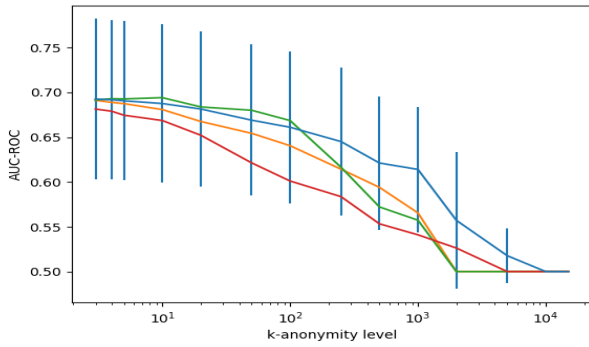
(a) model trained with *proportional* representation



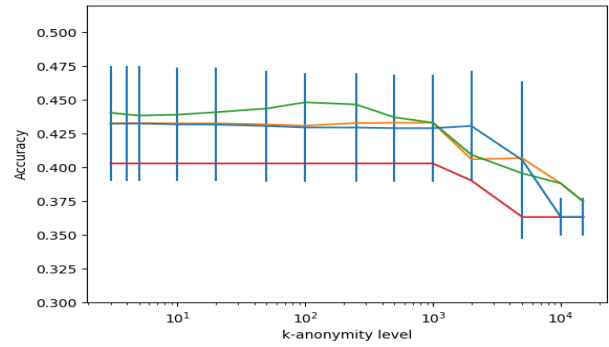
(b) model trained with *fillParent* representation



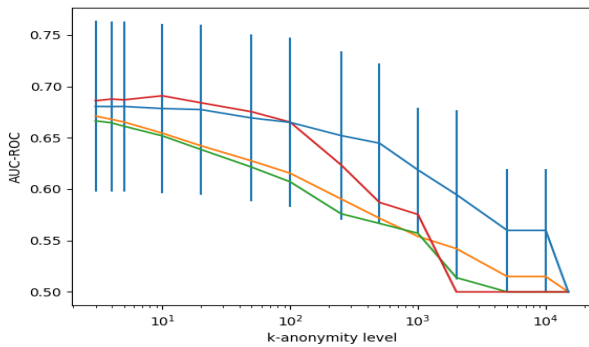
(b) model trained with *fillParent* representation



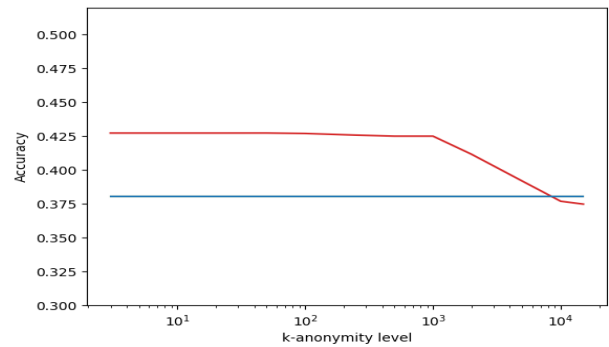
(c) model trained with *oneClass* representation



(c) model trained with *oneClass* representation



(d) model trained with *fillChild* representation



(d) model trained with *fillChild* representation

Fig. 4: *Adult*, AUC-ROC, trained on a 100-anonymous table

Fig. 5: *Florida*, accuracy, trained on a 100-anonymous table

models trained with non-anonymous tables and models trained with 100-anonymous tables performs at the same level. This confirms the findings of [20], that a k -anonymous table doesn't always come with a drop in terms of data utility.

Overall *fillParent* and *proportional* representations outperforms *oneClass* and *fillChild* representations. The latter two might not be indicated to be used in practice. In our experiments, using a these representations as training to evaluate other representations yields irrelevant results. The opposite is also true. We argue the *fillChild* representation is too different from other representations while *oneClass* representation erases semantic groupings between records of a table.

V. CONCLUSION AND DISCUSSION

In this paper, we have introduced a novel way to represent k -anonymous tables that preserves k -anonymity while keeping more information than a regular k -anonymization. This new writing contains distribution of the data inside the equivalence classes. It can be implemented after the anonymization process and before data release. With experiments on two data sets, we show our representation of k -anonymous tables allows better predicting capabilities for already trained MLP models.

While respecting k -anonymity, the proposed table representation nevertheless introduces a bit more of attribute disclosure. It could be useful in a future work to establish the impact of this representation on other privacy models such as l -diversity or t -closeness. We could also measure the impact of this representation in case of an adversarial attack. This paper limits its experiments to the use of an MLP classifier as a way to assess the utility of data. We believe our method could be used with other data mining classification algorithms like K -nearest neighbors or decision trees to measure the effect of our data representation on other classification algorithms.

REFERENCES

- [1] P. Samarati, "Protecting respondents identities in microdata release," *IEEE transactions on Knowledge and Data Engineering*, vol. 13, no. 6, pp. 1010–1027, 2001.
- [2] A. Machanavajjhala, D. Kifer, J. Gehrke, and M. Venkatasubramanian, "l-diversity: Privacy beyond k-anonymity," *ACM Transactions on Knowledge Discovery from Data (TKDD)*, vol. 1, no. 1, pp. 3–es, 2007.
- [3] N. Li, T. Li, and S. Venkatasubramanian, "t-closeness: Privacy beyond k-anonymity and l-diversity," in *2007 IEEE 23rd International Conference on Data Engineering*. IEEE, 2007, pp. 106–115.
- [4] C. Dwork, "Differential privacy," in *33rd International Colloquium on Automata, Languages and Programming, part II (ICALP 2006)*, ser. Lecture Notes in Computer Science, vol. 4052. Springer Verlag, July 2006, pp. 1–12.
- [5] B. C. Fung, K. Wang, R. Chen, and P. S. Yu, "Privacy-preserving data publishing: A survey of recent developments," *ACM Computing Surveys (Csur)*, vol. 42, no. 4, pp. 1–53, 2010.
- [6] T. Zhu, G. Li, W. Zhou, and P. S. Yu, "Differentially private data publishing and analysis: A survey," *IEEE Transactions on Knowledge and Data Engineering*, vol. 29, no. 8, pp. 1619–1638, 2017.
- [7] D. Lambert, "Measures of disclosure risk and harm," *Journal of Official Statistics-Stockholm-*, vol. 9, pp. 313–313, 1993.
- [8] L. Sweeney, "k-anonymity: A model for protecting privacy," *Intl. Journal of Uncertainty, Fuzziness and Knowledge-Based Systems*, vol. 10, no. 05, pp. 557–570, 2002.
- [9] M. A. Bender, M. Farach-Colton, G. Pemmasani, S. Skiena, and P. Sumazin, "Lowest common ancestors in trees and directed acyclic graphs," *Journal of Algorithms*, vol. 57, no. 2, pp. 75–94, 2005.
- [10] A. Meyerson and R. Williams, "On the complexity of optimal k-anonymity," in *Proceedings of the Twenty-third ACM SIGMOD-SIGACT-SIGART Symposium on Principles of Database Systems*, ser. PODS '04. New York, NY, USA: ACM, 2004, pp. 223–228.
- [11] K. LeFevre, D. J. DeWitt, and R. Ramakrishnan, "Incognito: Efficient full-domain k-anonymity," in *Proceedings of the 2005 ACM SIGMOD International Conference on Management of Data*, ser. SIGMOD '05. New York, NY, USA: ACM, 2005, pp. 49–60.
- [12] J. Li, R. C.-W. Wong, A. W.-C. Fu, and J. Pei, "Achieving k-anonymity by clustering in attribute hierarchical structures" *Data Warehousing and Knowledge Discovery*, pp. 405–416, 2006.
- [13] C. Mauer, G. L. Mahec, and G. Dequen, "Multi-criteria optimization using l-diversity and t-closeness for k-anonymization," in *Data Privacy Management, Cryptocurrencies and Blockchain Technology*. Cham: Springer International Publishing, 2020, pp. 73–88.
- [14] J.-W. Byun, A. Kamra, E. Bertino, and N. Li, "Efficient k-anonymization using clustering techniques," in *Advances in Databases: Concepts, Systems and Applications*. Berlin, Heidelberg: Springer Berlin Heidelberg, 2007, pp. 188–200.
- [15] J.-L. Lin and M.-C. Wei, "An efficient clustering method for k-anonymization," in *Proceedings of the 2008 International Workshop on Privacy and Anonymity in Information Society*, ser. PAIS '08. New York, NY, USA: ACM, 2008, pp. 46–50.
- [16] R. J. Bayardo and R. Agrawal, "Data privacy through optimal k-anonymization," in *21st International conference on data engineering (ICDE'05)*. IEEE, 2005, pp. 217–228.
- [17] J. Xu, W. Wang, J. Pei, X. Wang, B. Shi, and A. W.-C. Fu, "Utility-based anonymization using local recoding," in *Proceedings of the 12th ACM SIGKDD International Conference on Knowledge Discovery and Data Mining*, ser. KDD '06. New York, NY, USA: ACM, 2006, pp. 785–790.
- [18] C. Mauer, G. Le Mahec, and G. Dequen, "Modeling and evaluation of k-anonymization metrics," in *PrivacyPreserving Artificial Intelligence Workshop of AAAI20*, 2020.
- [19] A. Rodriguez-Hoyos, J. Estrada-Jimenez, D. Rebollo-Monedero, J. Parra-Arnau, and J. Forné, "Does k-anonymous microaggregation affect machine-learned macro trends?" *IEEE Access*, vol. PP, pp. 1–1, 05 2018.
- [20] H. De Oliveira Silva, T. Basso, and R. Moraes, "Privacy and data mining: Evaluating the impact of data anonymization on classification algorithms," 09 2017, pp. 111–116.
- [21] I. A. Abu Amra and A. Y. A. Maghari, "Students performance prediction using knn and naïve bayesian," in *2017 8th International Conference on Information Technology (ICIT)*, 2017, pp. 909–913.
- [22] A. Karthiga, S. Mary, and M. Yogasini, "Early prediction of heart disease using decision tree algorithm," *International Journal of Advanced Research in Basic Engineering Sciences and Technology (IJARBEST)*, vol. 3, 04 2017.
- [23] K. Maheswari and P. P. A. Priya, "Predicting customer behavior in online shopping using svm classifier," in *2017 IEEE International Conference on Intelligent Techniques in Control, Optimization and Signal Processing (INCOS)*, 2017, pp. 1–5.
- [24] H. Park, "Mlp modeling for search advertising price prediction," *Journal of Ambient Intelligence and Humanized Computing*, vol. 11, 01 2020.
- [25] M. M. Ahsan, T. Alam, T. Trafalis, and P. Huebner, "Deep mlp-cnn model using mixed-data to distinguish between covid-19 and non-covid-19 patients," *Symmetry*, vol. 12, 09 2020.
- [26] A. Inan, M. Kantarcioglu, and E. Bertino, "Using anonymized data for classification," *Cyber Center Publications*, 03 2009.
- [27] UC Irvine, "Machine Learning Repository," 1987, [Online; accessed on June 2019] <https://archive.ics.uci.edu/ml/index.php>.
- [28] "Registered voters in the state of Florida," 2020, <http://flvoters.com/>.
- [29] F. Pedregosa, G. Varoquaux, A. Gramfort, V. Michel, B. Thirion, O. Grisel, M. Blondel, P. Prettenhofer, R. Weiss, V. Dubourg, J. Vanderplas, A. Passos, D. Cournapeau, M. Brucher, M. Perrot, and Édouard Duchesnay, "Scikit-learn: Machine learning in python," *Journal of Machine Learning Research*, vol. 12, no. 85, pp. 2825–2830, 2011.