



HAL
open science

Spectroscopic Signature and Structure of the Active Sites in Ziegler–Natta Polymerization Catalysts Revealed by Electron Paramagnetic Resonance

Anton Ashuiev, Matthieu Humbert, Sébastien Norsic, Jan Blahut, David Gajan, Keith Searles, Daniel Klose, Anne Lesage, Guido Pintacuda, Jean Raynaud, et al.

► **To cite this version:**

Anton Ashuiev, Matthieu Humbert, Sébastien Norsic, Jan Blahut, David Gajan, et al.. Spectroscopic Signature and Structure of the Active Sites in Ziegler–Natta Polymerization Catalysts Revealed by Electron Paramagnetic Resonance. *Journal of the American Chemical Society*, 2021, 143 (26), pp.9791-9797. 10.1021/jacs.1c02818 . hal-03402780

HAL Id: hal-03402780

<https://hal.science/hal-03402780>

Submitted on 26 Oct 2021

HAL is a multi-disciplinary open access archive for the deposit and dissemination of scientific research documents, whether they are published or not. The documents may come from teaching and research institutions in France or abroad, or from public or private research centers.

L'archive ouverte pluridisciplinaire **HAL**, est destinée au dépôt et à la diffusion de documents scientifiques de niveau recherche, publiés ou non, émanant des établissements d'enseignement et de recherche français ou étrangers, des laboratoires publics ou privés.

Spectroscopic Signature and Structure of the Active Sites in Ziegler-Natta Polymerization Catalysts revealed by Electron Paramagnetic Resonance

A. Ashuiev^{1§}, M. Humbert^{2§}, S. Norsic², J. Blahut^{3,4†}, D. Gajan³, K. Searles^{1,5†}, D. Klose¹, A. Lesage³, G. Pintacuda³, J. Raynaud^{2*}, V. Monteil^{2*}, C. Copéret^{1*}, G. Jeschke^{1*}

¹Department of Chemistry and Applied Biosciences, ETH Zurich, Wolfgang-Pauli-Strasse 1-5, 8093 Zurich, Switzerland.

²Université de Lyon, Univ. Lyon 1, CPE Lyon, CNRS, UMR 5128 - CP2M (Catalysis, Polymerization, Processes & Materials), PolyCatMat team, 43 Bd du 11 novembre 1918, 69616 Villeurbanne, France.

³Univ Lyon, ENS Lyon, Université Lyon 1, CNRS, High-Field NMR Center of Lyon, UMR 5082, 5 rue de la Doua, 69100 Villeurbanne, France.

Keywords: *Ziegler-Natta • active sites • EPR • hyperfine spectroscopy • polymerization mechanism • ethylene polymerization*

Abstract: Despite decades of extensive studies, the atomic-scale structure of the active sites in heterogeneous Ziegler-Natta (ZN) catalysts, one of the most important processes of the chemical industry, remains elusive and a matter of debate. In the present work, the structure of “active sites” of ZN catalysts in the absence of ethylene, referred to as “dormant active sites”, is elucidated from magnetic resonance experiments, carried out on samples reacted with increasing amounts of BCl_3 so as to enhance the concentration of active sites and observe clear spectroscopic signatures. Using EPR and NMR spectroscopies, in particular 2D HYSCORE experiments complemented by DFT calculations, we show that the activated ZN catalysts contain bimetallic alkyl-Ti(III),Al species whose amount is directly linked to the polymerization activity of MgCl_2 -supported Ziegler-Natta catalysts. This connects those spectroscopic signatures to the active species formed in the presence of ethylene, and enables us propose an ethylene polymerization mechanism on the observed bimetallic alkyl-Ti(III),Al species based on DFT computations.

Introduction

Nowadays, polymers and particularly plastics are the most common products of chemical industry, comprising nearly 80% of the worldwide industry output.¹ Two important polymers, which are widely used for e.g. packaging and construction materials in modern times, are polyethylene and polypropylene; they together sum up to more than half of the total plastics production.² Such mass production of polyethylene and polypropylene became possible only after discovery of transition metal-based

catalysts in the second half of the 20th century, such as Ziegler-Natta catalysts.^{3,4} With their ability to promote the synthesis of high-density linear polyethylene and stereoregular polypropylene under relatively mild conditions, the Ziegler-Natta catalysts are responsible nowadays for nearly 50% of worldwide production of polyethylene and around 95% of overall polypropylene production.⁵ The boom of their commercial usage arose with the development of heterogeneous MgCl_2 -supported Ziegler-Natta catalysts ($\text{TiCl}_4/\text{MgCl}_2$ activated with Et_3Al) in the 1960s, which appeared to be

nearly 100 times more active than the ones originally discovered by Ziegler and Natta.^{5,6} Due to the enormous productivity of such catalysts and their unprecedented ability to tune the properties of produced polymers in a controlled way, the supported Ziegler-Natta catalysts became a workhorse of modern polyolefin industry.⁶

Knowledge of the structure of the corresponding active sites represents a crucial step for enabling further improvement of the Ziegler-Natta catalytic process. However, despite decades of extensive studies, the atomic-scale description of the catalyst active sites (without or with coordinated monomer) remained so far elusive. Ziegler-Natta catalysts are typically prepared by impregnating an MgCl₂ support with TiCl₄ that needs to be first treated either mechanically (grinding/ball milling) or chemically with Lewis bases of different types, often oxygen-based such as diethers, alcohols, or THF.^{6,7} The catalytic Ziegler-Natta polymerization then requires the activation of the obtained precatalyst with an alkylaluminum reagent acting as a co-catalyst, e.g. Et₃Al. According to the proposition of Cossee and Arlman,⁸ the active site shall include a metal-carbon bond in order to perform ethylene insertion, which points towards Ti alkyl species as the active centers; alkylation of TiCl₄ most likely occurs upon addition of aluminum alkyls (Fig. 1).

Based on the activity of homogeneous and supported group IV transition-metal metallocenes towards ethylene polymerization,⁹⁻¹² for which cationic M(IV) alkyl species are the proposed active sites,¹³ Ti(IV) cationic alkyls (**A**, Fig. 1a) are also thought as possible active species of MgCl₂-supported Ziegler-Natta catalysts.¹⁴ On the other hand, the addition of aluminum alkyls leads to a reduction of a large amount of Ti(IV).¹⁵ Based on the estimated correlation of polymerization activity with the general amount of Ti³⁺ species,¹⁶ Ti(III) alkyls (**B**, Fig. 1a) have been proposed to be the active species.¹⁷ This proposition is further supported by a recent finding that well-defined Ti(III) neutral alkyls are efficient ethylene polymerization catalysts, where

the presence of an unpaired electron favors C₂H₄ polymerization when compared to their Ti(IV) analogues,¹⁸ and by the activity of silica-supported Ti(III) hydrides towards ethylene polymerization.^{19,20} In fact, Giulio Natta himself proposed that the Ziegler-Natta catalysts could be bimetallic Ti(III)—Al complexes containing organometallic bonds²¹ that could be interpreted as Ti(III)-(μ₂-Cl)-(μ₂-R)-AlR₂ type (**C**, Fig. 1a); the mechanism of formation of such bimetallic species after reaction with Et₃Al was previously assessed using DFT computations.²² This structure is also the cornerstone of the Rodriguez-Van Looy mechanism,²³ which extends upon Cossee & Arlman's and proposes a bimetallic species to explain the stereospecificity of ZN-catalysed propylene polymerization.²³ So far, however, there has been no direct evidence for any of these proposed structures.

The difficulty of spectroscopic characterization of the active species of heterogeneous Ziegler-Natta catalysts or a “dormant” state, formed after activation but in the absence of the olefin monomer, is mostly related to the small amounts of those sites compared to the overall Ti amount. This problem may be addressed by investigating catalysts treated with Lewis acid co-activators, e.g. BCl₃ (Fig. 1b), which has been shown to significantly enhance the catalytic activity due to an increased number of active sites,^{24,25} thereby opening the opportunity to capture spectroscopic signatures. Here, we report the structural characterization by EPR and NMR spectroscopies of these highly active Ziegler-Natta catalysts for ethylene polymerization treated with different amounts of BCl₃, and we evidence the spectroscopic signature of the “dormant” active sites after activation with Et₃Al in the absence of ethylene in all cases, including when no boron activator is used. These sites correspond to bimetallic Ti(III),Al organometallic species that polymerize ethylene without the need of an additional activation step (addition of extra Et₃Al). Figure 1b shows schematically the protocol used to prepare the ZN samples used in this study.

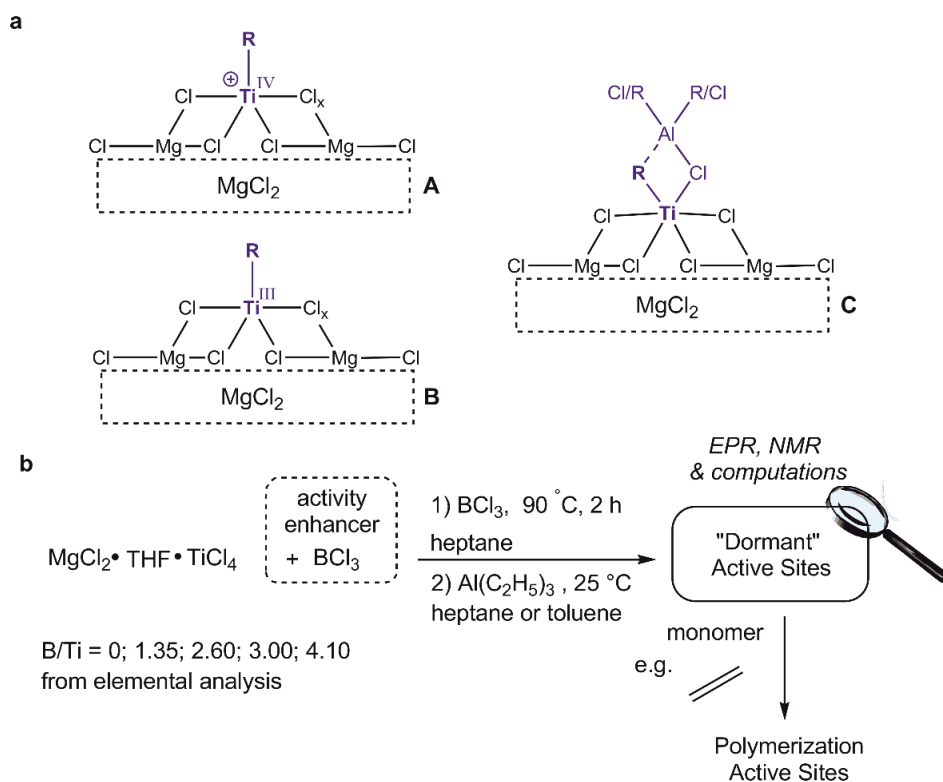


Figure 1. Overview of heterogeneous Ziegler-Natta (ZN) ethylene polymerization catalysis. (a) Possible active centers (A)-(C) of MgCl_2 -supported ZN catalysts. (b) Preparation of MgCl_2 -supported ZN catalysts as studied in the present work.

Results and Discussion

Spectroscopic identification of the "dormant" active species.

As previously observed,²⁵ the addition of BCl_3 continuously increases the activity of the Ziegler-Natta catalyst from $12 \text{ kg}_{\text{PE}} \cdot (\text{g}_{\text{cat}} \cdot \text{h})^{-1}$ up to the maximal value of $38 \text{ kg}_{\text{PE}} \cdot (\text{g}_{\text{cat}} \cdot \text{h})^{-1}$ (Fig. 2a and Table S1). At the same time, the average molar masses M_n and M_w as well as the corresponding dispersity \mathcal{D} of produced polyethylene remain essentially the same upon BCl_3 addition. A very minor decrease of dispersity \mathcal{D} with BCl_3 addition, also observed for Ziegler-Natta catalysts with lower Ti loading even before BCl_3 addition,^{24,25} is likely related, if significant, to the improvement of the surface properties of MgCl_2 leading to a slightly more homogeneous environment of the active sites. This is strong evidence that the structure of the active species of the Ziegler-Natta catalysts is not changed and that the active-site concentration increases with addition of BCl_3 , as discussed in a previous investigation based on a combination of kinetics and polymerization results.²⁵ The activation by Et_3Al of samples prepared with different BCl_3 loading (Fig. 1b) was studied by NMR and pulse

EPR spectroscopies (see SI Part 1). A low $[\text{Al}]/[\text{Ti}]$ ratio (~ 10), ca. one order of magnitude lower than typical ratios employed in ZN-catalysed polymerizations – $100 < [\text{Al}]/[\text{Ti}] < 400$,²⁵ – was used for these experiments for practicality. Higher ratios are used for conventional polymerization runs to scavenge impurities from the reaction medium (present in monomers, solvents, etc.) and to maintain high activities throughout the polymerization processes. To ensure that the observed spectroscopic signatures are actually associated with species related to the active sites, we verified that all alkylated materials prepared under the conditions used for the NMR and EPR experiments also displayed the expected polymerization performances (for details, see SI Parts 1.5, 1.9 & 2.1, and Table S2).

We first investigated the samples via solid-state NMR. While the ^{11}B solid-state NMR spectrum of precatalysts (before Et_3Al addition) shows that all B-containing species are boron alkoxides, resulting from the reaction of BCl_3 with either THF or chlorobutanoxy ligands,⁷ a sharp signal associated with physisorbed triethylboron formation (BEt_3) is observed after activation with Et_3Al (see Fig. S1). The addition of Et_3Al also

leads to the appearance of paramagnetic signals at ca. -60 ppm in the ^1H solid-state NMR spectra²⁶ of Ziegler-Natta catalysts prepared with or without BCl_3 addition, that are likely related to the presence of Ti^{III} species in their vicinity (Fig. S1, d, e). These paramagnetic signals are noticeably more pronounced in the spectra of the BCl_3 -treated samples (Fig. S1, e).

Consequently, we tried to identify these paramagnetic species by EPR spectroscopy at 10 K and 9.5 GHz on samples with different BCl_3 loadings, i.e. $\text{B}/\text{Ti} = 0, 2.60$ and 4.10 (Fig. 2b). These spectra reveal two paramagnetic species, characterized by a broad line around 340-390 mT and a narrower line at 320-340 mT that corresponds to an axially symmetric species. A species with a signal very similar to the 340-390

mT band has been observed before and has been assigned to $\text{Ti}(\text{III})$ surface species on MgCl_2 ²⁷. Only the 320-340 mT band grows with increasing amount of added BCl_3 , but is already present as a weak signal even in the absence of BCl_3 (see Fig. 2c and Figs. S2 & S3). Each of the three CW EPR spectra, shown in Fig. 2b, was fitted by a superposition of four individual spectra, revealing nearly the same g tensor parameters for all samples (Table S3). Three mean sets of principal g values contributing to the 340-390 mT band are $g_1 = [1.8167 \ 1.8657 \ 1.9156]$, $g_2 = [1.8910 \ 1.9402 \ 1.9621]$, $g_3 = [1.9642 \ 1.9716 \ 1.9902]$. They are consistent with previously estimated g tensor parameters for the three different conformations of TiCl_3 on the different MgCl_2 surfaces.²⁷

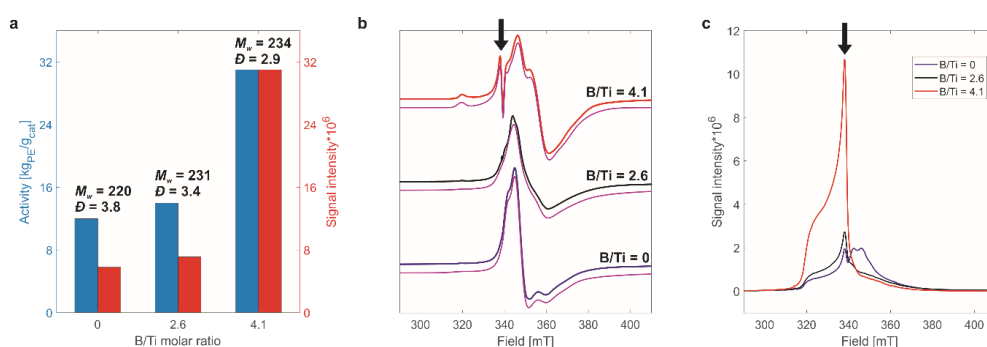


Figure 2. Polymerization Activity and EPR spectroscopic signature of “dormant” active sites. **(a)** Change of activities towards ethylene polymerization (blue, right scale) and 9.5 GHz echo-detected EPR signal intensities (red, left scale) of Ziegler-Natta catalysts with a change of B/Ti ratio. For each catalyst, the average molar mass M_w [$\text{kg}\cdot\text{mol}^{-1}$] and the dispersity $\mathcal{D} = M_w/M_n$ of produced polyethylene are indicated. EPR signal intensities are measured at the field positions, marked with arrow in **c**, and normalized by the ratio of activity to intensity for the catalyst with $\text{B}/\text{Ti} = 4.1$. **(b)** 9.5 GHz CW EPR spectra of Ziegler-Natta catalysts with $\text{B}/\text{Ti} = 0$ (blue), $\text{B}/\text{Ti} = 2.6$ (black) and $\text{B}/\text{Ti} = 4.1$ (red), together with the simulations (violet) of all the shown spectra (see text for parameters of the simulations). **(c)** 9.5 GHz echo-detected EPR spectra of Ziegler-Natta catalysts with $\text{B}/\text{Ti} = 0$ (blue), $\text{B}/\text{Ti} = 2.6$ (black) and $\text{B}/\text{Ti} = 4.1$ (red). The signal that grows with increasing amount of added BCl_3 is indicated with arrows in **b** and **c**.

We then focused on establishing the nature of such species with the nearly axially symmetric g tensor $g_4 = [2.0023 \ 2.0053 \ 2.1289]$. Being larger than or similar to the free electron g value (g_e), these principal g values are highly unusual for a $\text{Ti}(\text{III})$ species. However, the observed g tensor principal values are not consistent with other kinds of radical species. For instance, for the O_2^- radical species, previously observed in MgCl_2 -supported Ziegler-Natta system, contacted with O_2 ,²⁷ the g tensor principal values were found to be not larger than 2.0209, with an anisotropy $\Delta g = g_z - g_e$ nearly 7 times smaller than the one of the observed species. Also, rather short T_1 and

T_2 relaxation times (see Fig. S4) are more typical for the metal centers than for the radicals.²⁸ In fact, g tensors with unexpectedly large principal values $g > g_e$ are sometimes observed experimentally for $3d^1$ metal complexes, one example being the previously identified²⁹ $\text{V}(\text{IV})$ 3,10,17,24-tetrasulphonatophthalocyanin (tspc) complex $[\text{VO}(\text{tspc})]^{2+}$ where ^{51}V hyperfine coupling proves localization of the spin at the metal center; for this complex, DFT calculations on a well-defined structure (see Fig. S5 & SI Part 2.6) provide $g = [2.0084 \ 2.0096 \ 2.1310]$, with all the principal values higher than g_e and close to the ones observed experimentally in the present

work. This led us to attribute the observed species to a Ti(III) complex with a distinct electronic structure rather than to $O_2^{\cdot -}$ or organic radicals. We found that this species was strongly suppressed in 35.7 GHz pulse EPR echo-detected spectra (Fig. S2), whereas it was readily observed in 9.5 GHz echo-detected EPR spectra (Fig. 2c). In previous work a similar species (see Fig. S2) can be recognized as a weak contribution to Q-band EPR spectra that were obtained on catalysts that were not activated by BCl_3 .²⁷ Since strong suppression of the $TiCl_3$ echo signals at 9.5 GHz is beneficial for characterizing the $g > 2$ species, further pulse EPR studies of the samples of $MgCl_2$ -supported Ziegler-Natta catalysts with different BCl_3 loading were performed at this frequency (Fig. 2c). Like the CW EPR of this species, the echo-detected EPR signal, shown in Fig. 2c, continuously grew in intensity with increasing BCl_3 loading and thus paralleled the increasing catalyst activity (Fig.

2a). Therefore, we identify this $g > 2$ species (Fig. 2 b & c, marked with arrows) as related to the active species in $MgCl_2$ -supported Ziegler-Natta catalysts. The correlation between polymerization activity and this EPR signature strongly supports that the associated species is related to active sites formed in the presence of ethylene, hence it will be referred to as the “dormant” active sites.

Structure evaluation of the “dormant” active sites.

We further characterized this species by the 2D hyperfine spectroscopy technique HYSCORE.³⁰ For these studies, we selected the sample with the highest activity of $38 \text{ kg}_{PE} \cdot (\text{g}_{cat} \cdot \text{h})^{-1}$ ($B/Ti = 3$, see Table S1) because of the presence of the highest concentration of the “dormant” active sites. The HYSCORE spectrum was measured at the maximum of the 9.5 GHz field-swept echo-detected EPR spectrum (Fig. 3a, marked with arrow).

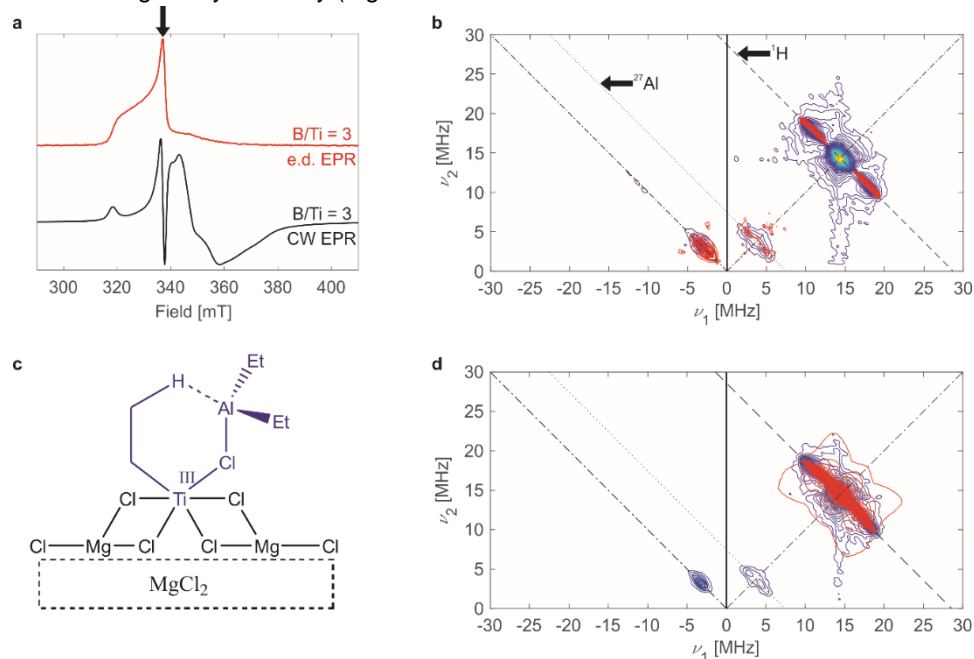


Figure 3. Structure and environment of the “dormant” active sites. **(a)** 9.5 GHz CW (black) and echo-detected (red) EPR spectra of Ziegler-Natta catalyst with $B/Ti = 3$. **(b)** Experimental 9.5 GHz HYSCORE spectrum of Ziegler-Natta catalyst with $B/Ti = 3$, $\tau = [128 \ 160 \ 192] \text{ ns}$ (blue to yellow), measured at 10 K, together with simulation (red). **(c)** Proposed structure of the “dormant” active sites of heterogeneous Ziegler-Natta catalysts (see also Fig. S11, a). **(d)** Experimental HYSCORE spectrum of Ziegler-Natta catalyst with $B/Ti = 3$ (blue) and simulation of experimental ^1H hyperfine couplings (green), based on DFT calculations on the proposed structure (see text & Fig. S11, b – f). The experimental HYSCORE spectrum (see also Figs. S6 & S7) was measured at the magnetic field position indicated by an arrow in **a**.

HYSCORE spectroscopy (Fig. 3b & Fig. S6) reveals the presence of ^1H and ^{27}Al nuclei, coupled to the paramagnetic center by magnetic hyperfine interaction. The experimental HYSCORE pattern was simulated by adjusting

hyperfine and quadrupole coupling parameters (Fig. 3b, red). The estimated ^1H isotropic hyperfine coupling of $a_{\text{iso}}(^1\text{H}) = -7.5 \pm 0.5 \text{ MHz}$ is, in fact, typical for the protons of alkyl ligands in $Ti(III)$ alkyl complexes.^{18,20} Within the point-dipole

approximation we find a relatively large average Ti···H distance of $r_{\text{Ti-H}} = 3.16 \pm 0.24 \text{ \AA}$, which suggests the presence of hydrogens in a close contact with Ti(III), such as α - or β -H agostic interactions (vide infra for further discussions).^{18,20} At the same time, the moderate ²⁷Al isotropic hyperfine coupling $a_{\text{iso}}(^{27}\text{Al}) = 1.5 \pm 0.2 \text{ MHz}$ indicates that the Al atom is in a proximity to the paramagnetic center, most likely being connected to it through one bridging atom (see also SI Part 2.8). Strong ²⁷Al quadrupole coupling $P(^{27}\text{Al}) = -42 \pm 1 \text{ MHz}$ indicates low symmetry of the Al coordination geometry. No ¹¹B hyperfine couplings were observed in the HYSCORE spectra. This is consistent with the absence of any modifications of the active site upon BCl₃ addition that can be inferred from the similar features of the produced polyethylenes as previously mentioned,²⁵ from the removal of B in the form of BEt₃ and from the unchanged *g* tensor principal values. Therefore, boron is not incorporated into the structure of these species, so that the addition of BCl₃ has only an indirect influence onto their formation. The EPR data also agrees with the NMR data discussed above, namely the observation of ¹H paramagnetic NMR resonances (see Fig. S1). Very importantly, all these materials with characteristic EPR Ti(III)-alkyl signatures are active in polymerization by sole addition of ethylene monomers (see Table S2). These EPR spectroscopic signatures are thus assigned to “dormant” active sites that generate the active species upon addition of ethylene. Notably, this species is observed in all materials including those without treatment with BCl₃, reported here and previously,²⁷ further indicating that this unique bimetallic Ti(III),Al structure is relevant to a broad range of Ziegler-Natta catalysts.

Based on these conclusions, we performed a search through possible DFT-computed models, including Ti(III) alkyls, bridging alkyls and alkoxides with various ways of coordination of indicated organometallic ligands and aluminum alkyls (Figs. S8 – S11). For this purpose, DFT-based geometry optimizations, followed by calculation of EPR parameters (see SI Parts 1.17 – 1.18), were performed for the Ti(III) species, adsorbed on an MgCl₂ (110) surface; this surface was previously found to be stabilized by the presence of Lewis bases over an alternative (104) cut,³¹ and was also shown to be preferential for the binding of titanium species.³² Among all the tested models, we found only one

(Fig. 3c & Fig. S11, a), that provides DFT-calculated ¹H hyperfine couplings for all H atoms of the Ti-C₂H₅ ligand that are in line with the experimental ¹H HYSCORE pattern (Fig. 3d & Fig. S11, b – f), together with a reasonable fit of the DFT-computed ²⁷Al couplings to the ones observed experimentally (Table S4). As ¹H hyperfine couplings were previously found to act as fingerprints of the conformations of Ti(III) alkyl complexes,^{18,20} we propose the structure, shown in Fig. 3c, as the “dormant” active sites of the Ziegler-Natta catalysts. Being essentially a Ti(III) metal-alkyl complex of a formula [Ti(C₂H₅)Cl₂-(μ -Cl)-Al(C₂H₅)₂]₂@MgCl₂ (Fig. 3c & **1**, Fig. 4), this structure is in fact in line with the original proposal of Giulio Natta regarding the active site of Ziegler-Natta catalysts.²¹ With a calculated Ti-C-H angle of 98.64°, it displays an α -H agostic interaction; this indicates the presence of a weak π character in the Ti-C bond.^{18,33} The Al atom is essentially tris-coordinated, except for a weak Al—H interaction (2.183 Å distance) with the β -H atom of the Ti-C₂H₅ ligand. A similar structure of [TiCl₂-(μ -Cl)-(μ -C₂H₅)-Al(C₂H₅)₂]₂@MgCl₂ (**C**, Fig. 1a & Fig. S9, b), proposed in previous computational work,²² which has the α -C atom of the Ti-C₂H₅ ligand bridging between the Ti and Al atoms, is calculated to be very close in energy to the one shown on Fig. 3c ($\Delta G(\Delta H) = -1.7 (-4.0) \text{ kcal/mol}$); however, it exhibits a strong mismatch between DFT-computed ¹H hyperfine couplings and the experimental HYSCORE spectrum (see Fig. S9, b). Note that the other possible structure, namely [Ti(C₂H₅)Cl-(μ -Cl)₂-Al(C₂H₅)₂]₂@MgCl₂ with a 4-coordinated Al atom (Fig. S9, a), which should be formed after activation with Et₃Al according to a previously proposed mechanism,²² was also dismissed due to a mismatch between calculated and experimental HYSCORE spectra (Fig. S9, a). Absence of such species in the Ziegler-Natta system could be explained by coordination of additional molecules of Et₃Al, which is present in excess in the system, to the Cl atoms of the Ti(III) “dormant” active site (Fig. 3c); this effect could be deduced from the previous observation of coordinated aluminum in a close proximity to the Ti center in EPR spectra of the surface TiCl₃ species upon the addition of O₂.²⁷ Overall, in view of a better match to the EPR parameters, the “dormant” active site is best described as the complex shown on Fig. 3c, that is formed after activation with Et₃Al by the previously proposed “direct transalkylation” mechanism.²²

Mechanism of ethylene polymerization

DFT computations (see SI Parts 1.19, 2.9 & Fig. S12) show that in the presence of ethylene monomers, the “dormant” active site (Fig. 3c & **1**, Fig. 4a) can yield a π -ethylene complex [$\text{Ti}(\text{C}_2\text{H}_5)\text{Cl}\cdots(\text{C}_2\text{H}_4)-(\mu_2\text{-Cl})_2\text{-Al}(\text{C}_2\text{H}_5)_2$]@ MgCl_2 (**1-C₂H₄**, Fig. 4a; see also Fig. S13), which is rather close in energy to the “dormant” active site (Fig. 3c; ΔG (ΔH) = 2.5 (-8.8) kcal/mol). Note that the coordination of ethylene on the “dormant” sites (**1-C₂H₄**, Fig. 4a) requires neither a vacancy in the coordination sphere of the active site, in contrast to previous propositions,²³ nor decooordination of the AlEt_2Cl fragment.²² Instead, one Cl atom of MgCl_2 decoordinates, thus showing that the MgCl_2 surface can be viewed as a hemilabile ligand.

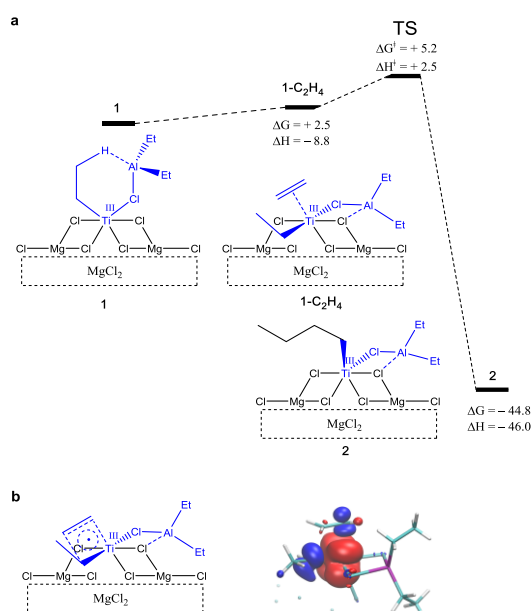


Figure 4. Ethylene polymerization pathways. (a) Relative enthalpies and Gibbs free energies of: **1**, “dormant” active site (Fig. 3c) that is observed experimentally before ethylene addition; **1-C₂H₄**, a π -ethylene complex; transition state (TS) of ethylene insertion; **2**, product of ethylene insertion. (b) Structure of the TS (left), together with the calculated spin density distribution in it (right; red for positive, blue for negative spin density; contour level 0.1%). All energies are given in kcal/mol.

After the formation of the π -ethylene complex, ethylene insertion appears to be nearly barrierless (ΔG^\ddagger (ΔH^\ddagger) = 5.2 (2.5) kcal/mol). This is explained by a combination of two factors: i) the strong π character in the Ti-C bond of the π -ethylene complex (**1-C₂H₄**, Fig. 4a), which was

previously discussed to be necessary for the olefin insertion into the metal-carbon bonds³³ and was revealed by a deviation of the natural hybrid orbital (NHO) on carbon^{18,33} from the Ti-C axis in **1-C₂H₄** ($\Theta_{\text{NHO-C-Ti}} = 25.9^\circ$), and ii) the delocalization of the unpaired electron in the transition state (TS) structure (Fig. 4b, left) that further stabilizes the TS¹⁸ and is evidenced by the calculated spin density distribution (Fig. 4b, right). Together, these two factors, earlier referred to as an “augmented” Cossee-Arlman mechanism¹⁸, strongly facilitate ethylene insertion after the formation of the π -ethylene complex in d^1 Ti alkyls, compared to their d^0 analogues.¹⁸ Therefore, the experimentally observed initial structure, referred to as “dormant” active site (**1**, Fig. 4a & Fig. 3c), becomes the active site upon addition of ethylene through a loss of the Al-H interaction and transformation into the structure with a 4-coordinated Al atom, which is then followed by ethylene insertion, thus leading to polymer chain growth (Fig. 4). In fact, the product of ethylene insertion (**2**, Fig. 4a), essentially a Ti(III) alkyl complex with an α -H agostic interaction (the Ti-C-H angle is 97.79°), is structurally similar to the previously reported highly active well-defined Ti(III) alkyl species, which polymerize ethylene in the absence of co-catalysts.¹⁸ At the same time, the previously discussed Ti(III) alkyl species with 4-coordinated Al atom (Fig. S9, a), which are isostructural to the product **2** except for -Et ligand instead of -n-Bu, are found to be also close by energy to the same TS, shown on Fig. 4 (ΔG^\ddagger (ΔH^\ddagger) = 27.0 (14.2) kcal/mol). This ensures that the reaction of ethylene polymerization is continued after the formation of the product of the first C_2H_4 insertion (**2**, Fig. 4a) and involves the same mechanism, where a vacant site, needed to coordinate ethylene and for the subsequent polymerization, is generated by decooordination of a Cl atom from the hemilabile MgCl_2 surface. While both structures **1** and **2** appear in line with the original proposition of Guilio Natta,²¹ as well as with the Rodriguez-Van Looy mechanism²³, one should note again that the proposed mechanism does not require the presence of a vacant coordination site on Ti for olefin coordination and insertion.

Conclusion

We report the first observation of spectroscopic signatures of the “dormant” active sites of heterogeneous Ziegler-Natta catalysts

characterized in the absence of ethylene, that can be attributed to bimetallic Ti(III),Al alkyl species (Fig. 3c). Towards this goal, we used BCl_3 as an additive because it was shown to increase the amount of the active sites in MgCl_2 -supported Ziegler-Natta catalysts.²⁵ These species, generated in the absence of ethylene readily produce polyethylene in the presence of ethylene, linking their spectroscopic signatures to the active sites of the Ziegler-Natta catalysts (Fig. 4). This opens a way to further experimental and computational studies of the Ziegler-Natta system, for example, of the influence of internal donors, adsorbed on the MgCl_2 surface close to the proposed bimetallic Ti(III),Al sites, on the stereospecificity of propylene polymerization^{34,35} or on the concentration of the “dormant” active sites.³⁶ This also enables further improvement of the productivity of Ziegler-Natta catalysts via a rational approach, based on the knowledge of the structure of the active sites.

ASSOCIATED CONTENT

Supporting information

This material is available free of charge via the Internet at <http://pubs.acs.org>

AUTHOR INFORMATION

Corresponding authors

* ccoperet@ethz.ch; gjeschke@ethz.ch;
jean.raynaud@univ-lyon1.fr; vincent.monteil@univ-lyon1.fr

Present addresses

^{4†} Faculty of Science, Charles University, Hlavova 8, 12842 Prague 2, Czech Republic
^{5†} University of Florida, Department of Chemistry, Gainesville Florida 32611-7200, USA

Author contributions

§ These authors contributed equally

Acknowledgements

We acknowledge Olivier Boyron, Manel Taam and Edgar Espinosa (Université de Lyon) for SEC analyses and Rene Tschaggelar (ETH Zürich) for the technical support in EPR experiments. A.A. is supported by a SNF—ANR grant (Mr. CAT 2-77275-15). M.H. is supported by an ANR-SNF grant (MRCAT ANR-15-CE29-0025).

REFERENCES

- (1) Singh, K. Chemistry, Economics and Politics. In *Chemistry in Daily Life*; PHI Learning Pvt. Ltd.: Delhi, Republic of India, **2012**, pp. 132 – 134.
- (2) Geyer, R.; Jambeck, J.R.; Law, K.L. Production, use, and fate of all plastics ever made. *Sci. Adv.* **2017**, *3*, e1700782.
- (3) Ziegler, K.; Holzkamp, E.; Breil, H.; Martin, H. Das Mülheimer Normaldruck-Polyäthylen-Verfahren. *Angew. Chem.* **1955**, *67*, 541 – 547.
- (4) Natta, G. Kinetic studies of α -olefin polymerization. *J. Polym. Sci.* **1959**, *34*, 21 – 48.
- (5) Kashiwa, N. The discovery and progress of MgCl_2 -supported TiCl_4 catalysts. *J. Polym. Sci. Part A* **2004**, *42*, 1 – 8.
- (6) Cecchin, G.; Morini, G.; Piemontesi, F. Ziegler-Natta Catalysts. In *Kirk-Othmer Encyclopedia of Chemical Technology*; John Wiley & Sons: Hoboken, US, **2000**; Vol. 26, pp. 502 – 554.
- (7) Grau, E.; Lesage, A.; Norsic, S.; Copéret, C.; Monteil, V.; Sautet, P. Tetrahydrofuran in $\text{TiCl}_4/\text{THF}/\text{MgCl}_2$: a Non-Innocent Ligand for Supported Ziegler-Natta Polymerization Catalysts. *ACS Catal.* **2013**, *3*, 52 – 56.
- (8) Arlman, E.J.; Cossee, P. Ziegler-Natta catalysis III. Stereospecific polymerization of propene with the catalyst system $\text{TiCl}_3\text{-AlEt}_3$. *J. Catal.* **1964**, *3*, 99 – 104 (1964).
- (9) Kaminsky, W. Highly active metallocene catalysts for olefin polymerization. *J. Chem. Soc.* **1998**, *9*, 1413 – 1418.
- (10) Jordan, R.F.; Dasher, W.E.; Echols, S.F. Reactive cationic dicyclopentadienyl zirconium(IV) complexes. *J. Am. Chem. Soc.* **1986**, *108*, 1718 – 1719.
- (11) Marks, T.J. Surface-Bound Metal Hydrocarbyls. Organometallic Connections between Heterogeneous and Homogeneous Catalysis. *Acc. Chem. Res.* **1992**, *25*, 57 – 65.
- (12) Olabisi, O.; Atiqullah, M.; Kaminsky, W. Group 4 Metallocenes: Supported and Unsupported. *J. Macromol. Sci. Polymer Rev.* **1997**, *37*, 519 – 554.
- (13) Jordan, R.F. Cationic Metal-Alkyl Olefin Polymerization Catalysts. *J. Chem. Educ.* **1988**, *65*, 285 – 289.
- (14) Kissin, Yu.V. Active centers in Ziegler-Natta catalysts: Formation kinetics and structure. *J. Catal.* **2012**, *292*, 188 – 200.
- (15) Fregonese, D.; Mortara, S.; Bresadola, S. Ziegler-Natta MgCl_2 -supported catalysts: relationship between titanium oxidation states distribution and activity in olefin polymerization. *J. Mol. Catal. A: Chemical* **2001**, *172*, 89 – 95.
- (16) Koshevoy, E.I.; Mikenas, T.B.; Zakharov, V.A.; Volodin, A.M.; Kenzhin, R.M. Formation of isolated titanium(III) ions in superactive titanium-magnesium catalysts with a low titanium content as active sites in ethylene polymerization. *Catal. Comm.* **2014**, *48*, 38 – 40.
- (17) Koshevoy, E.I.; Mikenas, T.B.; Zakharov, V.A.; Shubin, A.A.; Barabanov, A.A. Electron Paramagnetic Resonance Study of the Interaction of Surface Titanium Species with AlR_3 Cocatalyst in Supported

- Ziegler–Natta Catalysts with a Low Titanium Content. *J. Phys. Chem. C* **2016**, *120*, 1121 – 1129.
- (18) Ashuiev, A.; Allouche, F.; Wili, N.; Searles, K.; Klose, D.; Copéret, C.; Jeschke, G. Molecular and Supported Ti(III)–Alkyls: Efficient Ethylene Polymerization Driven by π -Character of Metal–Carbon Bonds and Back Donation from a Singly Occupied Molecular Orbital. *Chem. Sci.* **2021**, *12*, 780 – 792.
- (19) Zakharov, V.A.; Yermakov, Yu.I. Supported Organometallic Catalysts for Olefin Polymerization. *Catal. Rev. Sci. Eng.* **1979**, *19*, 67 – 103.
- (20) Allouche, F.; Klose, D.; Gordon, C.P.; Ashuiev, A.; Wörle, M.; Kalendra, V.; Mougél, V.; Copéret, C.; Jeschke, G. Low-Coordinated Ti(III) Alkyl-Molecular and Surface-Complexes: Detailed Structure from Advanced EPR Spectroscopy. *Angew. Chem. Int. Ed.* **2018**, *57*, 14533 – 14537.
- (21) Natta, G., Pino, P., Mazzanti, G.; Gianini, U. A crystallizable organometallic complex containing titanium and aluminium. *J. Am. Chem. Soc.* **1957**, *79*, 2975 – 2976.
- (22) Bahri-Laleh, N.; Correa, A.; Mehdipour-Ataei, S.; Arabi, H.; Haghghi, M.N.; Zohhuri, G.; Cavallo, L. Moving up and down the Titanium Oxidation State in Ziegler–Natta Catalysis. *Macromolecules* **2011**, *44*, 778 – 783.
- (23) Rodriguez, L.A.M.; Van Looy, H.M. Studies on Ziegler–Natta catalysts. Part V. Stereospecificity of the active center. *J. Polym. Sci.: Part A-1* **1966**, *4*, 1971 – 1992.
- (24) Ribour, D.; Monteil, V.; Spitz, R. Strong activation of MgCl_2 -supported Ziegler–Natta catalysts by treatments with BCl_3 : Evidence and application of the “cluster” model of active sites. *J. Polym. Sci. Part A* **2009**, *47*, 5784 – 5791.
- (25) Humbert, M.; Norsic, S.; Raynaud, J.; Monteil, V. Activity enhancement of MgCl_2 -supported Ziegler–Natta catalysts by Lewis-Acid pre-treatment for ethylene polymerization. *Chinese J. Polym. Sci.* **2019**, *37*, 1031 – 1038.
- (26) Pell, A.J.; Pintacuda, G.; Grey, C.P. Paramagnetic NMR in solution and the solid state. *Prog. Nucl. Mag. Res. Sp.* **2019**, *111*, 1 – 271.
- (27) Morra, E.; Giamello, E.; Van Doorslaer, S.; Antinucci, G.; D’Amore, M.; Busico, V.; Chiesa, M. Probing the Coordinative Unsaturation and Local Environment of Ti^{3+} Sites in an Activated High-Yield Ziegler–Natta Catalyst. *Angew. Chem. Int. Ed.* **2015**, *54*, 4857 – 4860.
- (28) Schweiger, A.; Jeschke, G. Relaxation and related phenomena. In *Principles of pulse electron paramagnetic resonance*; Oxford University Press, New York, US, **2001**, pp. 208 – 233.
- (29) Skorobogaty, A.; Lancashire, R.; Smith, T.D.; Pilbrow, J.R.; Sinclair, G.R. Optical and Electron Spin Resonance Studies of Copper(II), Nickel(II) and Oxovanadium(IV) Complexes of Water-soluble Phthalocyanine and Porphyrine Chelates Adsorbed on Sephadex Resins, and the Effect of Added Dithionite. *J. Chem. Soc., Faraday Trans. 2* **1983**, *79*, 1123 – 1141.
- (30) Höfer, P.; Grupp, A.; Nebenführ, H.; Mehring, M. Hyperfine sublevel correlation (hyscore) spectroscopy: a 2D ESR investigation of the squaric acid radical. *Chem. Phys. Lett.* **1986**, *132*, 279 – 282.
- (31) Capone, F.; Rongo, L.; D’Amore, M.; Budzelaar, P.H.M.; Busico, V. Periodic Hybrid DFT Approach (Including Dispersion) to MgCl_2 -Supported Ziegler–Natta Catalysts. 2. Model Electron Donor Adsorption on MgCl_2 Crystal Surfaces. *J. Phys. Chem. C* **2013**, *117*, 24345 – 24353.
- (32) Brambilla, L.; Zerbi, G.; Piemontesi, F.; Nascetti, S.; Morini, G. Structure of MgCl_2 – TiCl_4 complex in commilled Ziegler–Natta catalyst precursors with different TiCl_4 content: Experimental and theoretical vibrational spectra. *J. Mol. Catal. A Chem.* **2007**, *263*, 103 – 111.
- (33) Gordon, C.P.; Shirase, S.; Yamamoto, K.; Andersen, R.A.; Eisenstein, O.; Copéret, C. NMR chemical shift analysis decodes olefin oligo- and polymerization activity of d^0 group 4 metal complexes. *Proc. Natl. Acad. Sci.* **2018**, *115*, 5867 – 5876.
- (34) Vittoria, A.; Meppelder, A.; Friederichs, N.; Busico, V.; Cipullo, R. Demystifying Ziegler–Natta Catalysts: The Origin of Stereoselectivity. *ACS Catal.* **2017**, *7*, 4509 – 4518.
- (35) Stukalov, D.V.; Zakharov, V.A.; Zilberberg, I.L. Adsorption Species of Ethyl Benzoate in MgCl_2 -Supported Ziegler–Natta Catalysts. A Density Functional Theory Study. *J. Phys. Chem. C* **2010**, *114*, 429 – 435.
- (36) Podvorica, L.; Salvadori, E.; Piemontesi, F.; Vitale, G.; Morini, G.; Chiesa, M. Isolated Ti(III) Species on the Surface of a Pre-active Ziegler Natta Catalyst. *Appl. Magn. Reson.* **2020**, *51*, 1515 – 1528.

Table of Contents

