



**HAL**  
open science

## Synthetic Routes to Arylsulfonyl Fluorides

Anis Tlili, Aida Chelagha, Dan Louvel, Alexis Taponard, Rodolphe Berthelon

► **To cite this version:**

Anis Tlili, Aida Chelagha, Dan Louvel, Alexis Taponard, Rodolphe Berthelon. Synthetic Routes to Arylsulfonyl Fluorides. *Catalysts*, 2021, 11 (7), pp.830. 10.3390/catal11070830 . hal-03394561

**HAL Id: hal-03394561**

**<https://hal.science/hal-03394561>**

Submitted on 22 Oct 2021

**HAL** is a multi-disciplinary open access archive for the deposit and dissemination of scientific research documents, whether they are published or not. The documents may come from teaching and research institutions in France or abroad, or from public or private research centers.

L'archive ouverte pluridisciplinaire **HAL**, est destinée au dépôt et à la diffusion de documents scientifiques de niveau recherche, publiés ou non, émanant des établissements d'enseignement et de recherche français ou étrangers, des laboratoires publics ou privés.

1 Review

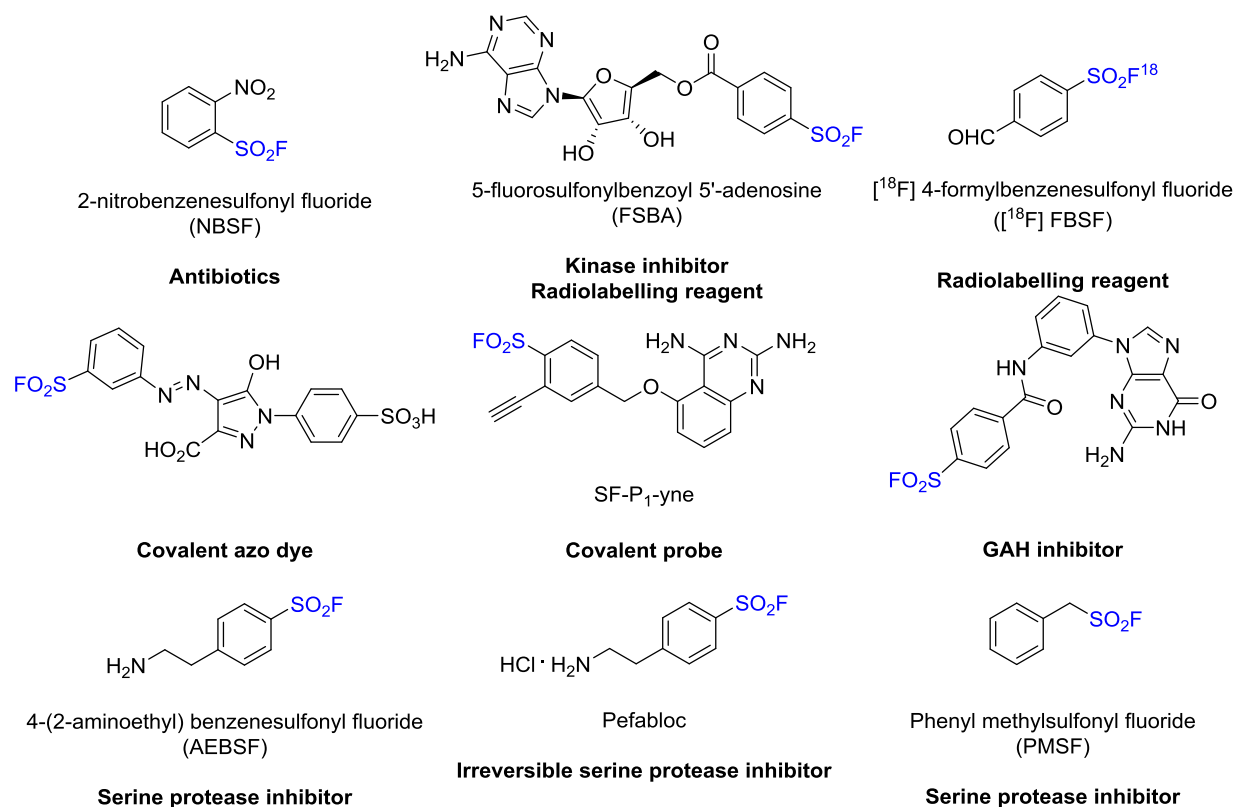
## 2 Synthetic Routes to Arylsulfonyl Fluorides

3 Aida Chelagha <sup>1</sup>, Dan Louvel <sup>1</sup>, Alexis Taponard <sup>1</sup>, Rodolphe Berthelon <sup>1</sup> and Anis Tlili <sup>1\*</sup>

4 Institute of Chemistry and Biochemistry (ICBMS–UMR CNRS 5246) Univ Lyon, Université Lyon 1, CNRS,  
5 CPE-Lyon, INSA43 Bd du 11 Novembre 1918, 69622 Villeurbanne (France)  
6 E-mail: [anis.tlili@univ-lyon1.fr](mailto:anis.tlili@univ-lyon1.fr)

### 7 Introduction

8 Arylsulfonyl fluorides are of prime interest in modern organofluorine chemistry. In  
9 fact, RSO<sub>2</sub>F molecules are finding a plethora of applications in life science technologies.<sup>[1]</sup>  
10 Molecules bearing sulfonyl fluorides are employed as protease inhibitors, covalent pro-  
11 tein modifiers, covalent protein inhibitors as well as biological probes.<sup>[2]</sup> More recently,  
12 sulfonyl fluorides were used in polyethylene terephthalate (PET), potential <sup>18</sup>F-labelled  
13 biomarkers,<sup>[3]</sup> polymerization,<sup>[4]</sup> and sulfur (VI) exchange (SuFEx) “click chemistry”<sup>[5]</sup>  
14 (Scheme 1). Arylsulfonyl fluorides have also been used as fluorinating agents through  
15 deoxyfluorination of alcohols.<sup>[6]</sup> The strong nature of the S-F bond confers to sulfonyl  
16 fluorides considerable stability in comparison to other sulfonyl halides. Indeed, to some  
17 extent, they are stable toward hydrolysis,<sup>[7]</sup> resistant to reduction,<sup>[8]</sup> and resistant to bond  
18 cleavage under transition-metal catalysis.<sup>[9]</sup> Despite their interest, methods for the syn-  
19 thesis of sulfonyl fluorides remain limited. The goal of this mini-review is to highlight the  
20 existing methodologies to access to such compounds



Scheme 1. A selection of arylsulfonyl fluorides with significant biological value.

## 1. Direct Arylsulfonyl Fluoride Synthesis Reactions

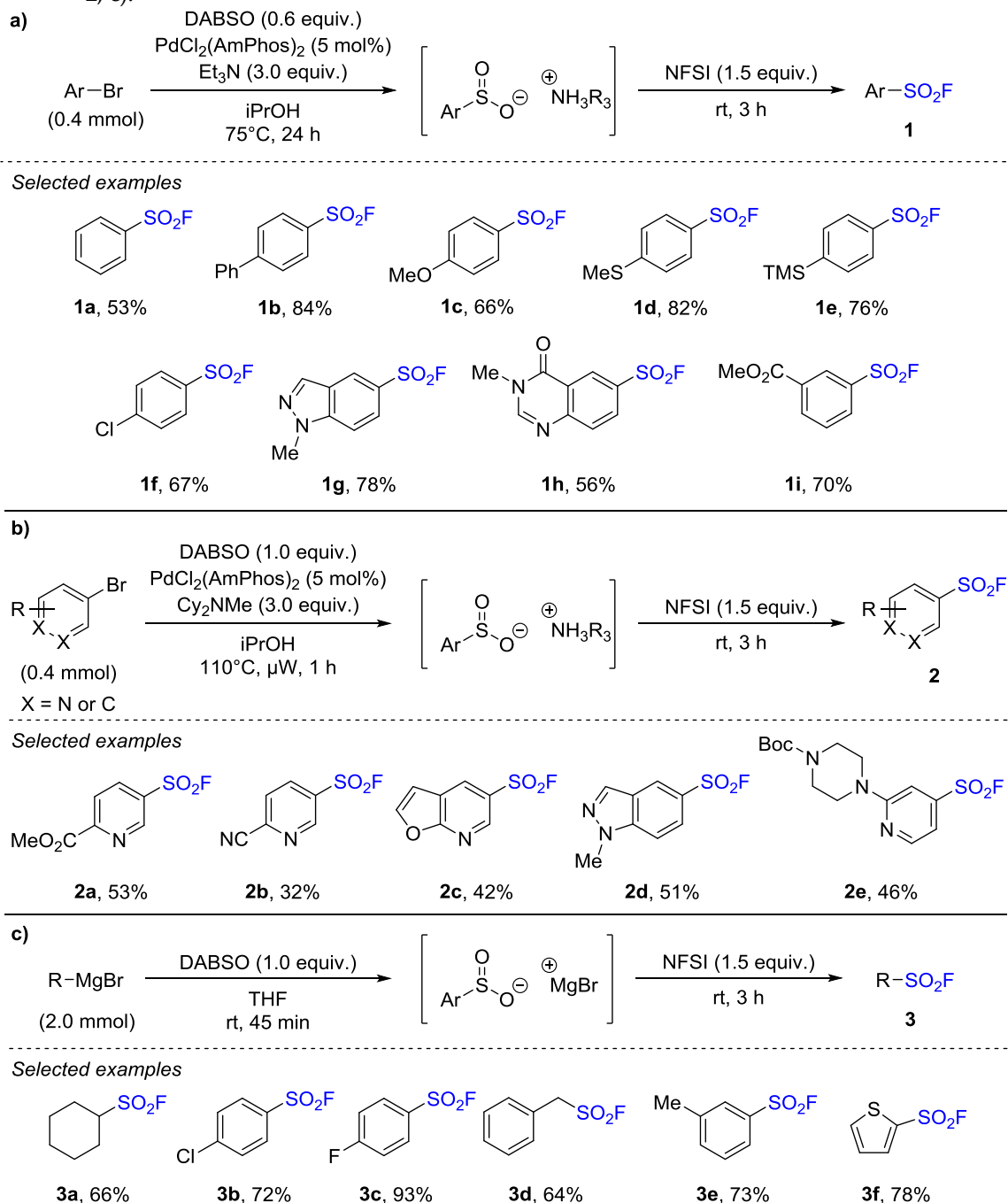
The direct formation of C-SO<sub>2</sub>F bond constitutes the most elegant approach. Indeed, it allows the straightforward access to arylsulfonyl fluorides which constitutes an attractive option in late-stage functionalization. For this purpose, several research groups recently developed different strategies to address this challenge. Overviews of the most efficient methods are summarized herein.

### 1.1. Sulfonyl fluorides synthesis from aryl halides

The first example for the synthesis of arylsulfonyl fluorides was reported by the groups of Willis and Bagley. The developed methodology is a one-pot two-step procedure in which sulfinates are *in-situ* formed through cross coupling between aryl bromide derivatives and DABSO (1,4-diazabicyclo [2.2.2] octane bis(sulfur dioxide) adduct).<sup>[10]</sup> The commercially available PdCl<sub>2</sub>(AmPhos)<sub>2</sub> (AmPhos: di-*tert*-butyl(4-dimethylaminophenyl)phosphine) was used as the active catalyst (5 mol%) and the reactions were performed in the presence of Et<sub>3</sub>N as base in *i*PrOH at 75 °C for 24 h. Afterwards, treatment of the reaction media with 1.5 equivalents of NFSI (*N*-Fluorobenzenesulfonimide) led to the desired sulfonyl fluoride (Scheme 2, a). Worth noting, the reaction conditions tolerate the presence of several functional groups and a wide variety of electron-donating and electron-withdrawing starting aryl bromides were converted to the desired products in good to excellent yields.

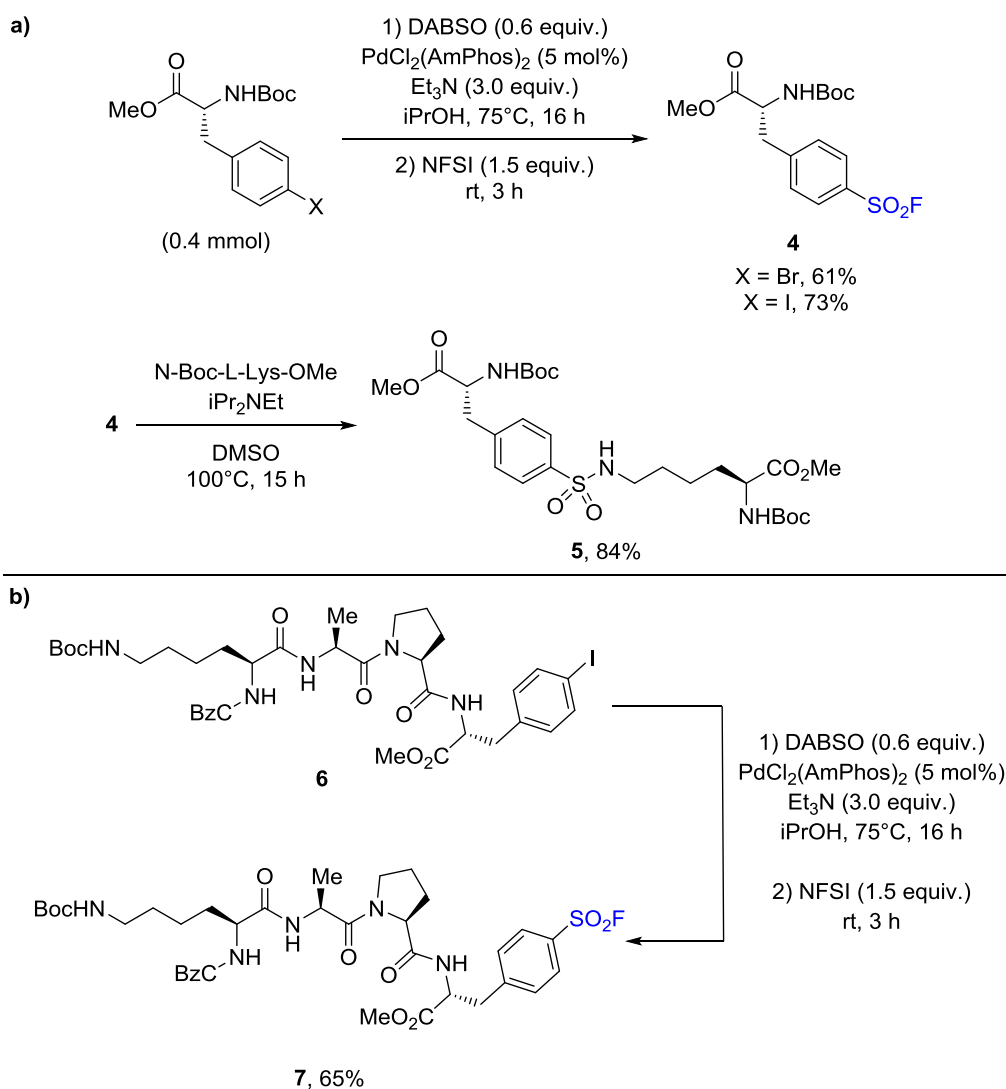
Furthermore, the authors turned their attention to the study of the reactions starting with heterocyclic compounds. Unfortunately, only very low yields were observed when the previous conditions were applied. In order to foster the reaction outcome, the authors demonstrated that upon microwave irradiation at 110 °C and by using *N,N*-Dicyclohexylmethylamine (Cy<sub>2</sub>NMe) as base, the conversion of several bromopyridine derivatives was achieved in moderate to very good yields. The authors assume that steric hindrance of the base is playing a key role in decreasing the homocoupling process of the starting aryl bromide as well as the rapid generation of the active palladium (0) catalyst (Scheme 2, b).

It should be noted that a palladium-free procedure was also disclosed by using Grignard reagents in conjunction with DABSO in THF at room temperature. In that case, sulfonates were also formed as intermediates and the corresponding arylesulfonyl fluorides were obtained in very good to excellent yields upon treatment with NFSI (Scheme 2, c).



**Scheme 2.** Sulfonyl fluorides synthesis from aryl bromide or Grignard reagents.

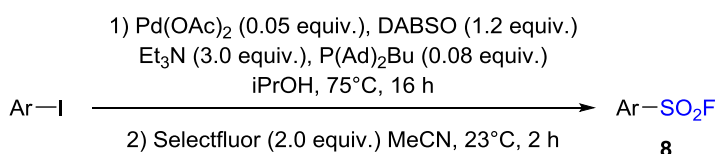
In order to further demonstrate the versatility of the developed methodology, the authors proved its applicability to N-Boc-L-4-halophenylalanine methyl to generate the sulfonyl fluoride analogue **4** with good yields starting from both bromide and iodide substrate (Scheme 3, a). Next, aryl sulfonyl fluoride **4** reacts with the N-Boc-L-lysine methyl ester to form the sulfonamide **5**. Under the same line, the halogenated tetramer **6** gave its corresponding sulfonyl fluoride **7** with good yield (Scheme 3, b).



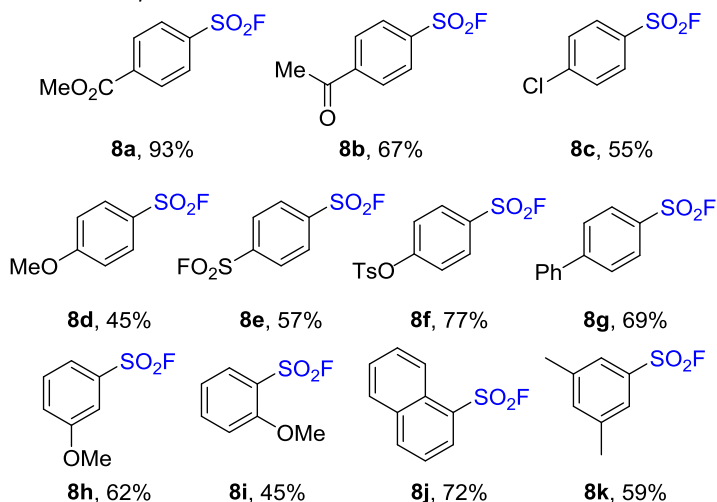
**Scheme 3.** Synthesis of amino acid and peptidic sulfonyl fluorides.

133  
134  
135  
136  
137  
138  
139  
140  
141  
142

Shortly after, the group of Ball reported the synthesis of arylsulfonyl fluorides using aryl iodides as starting materials in conjunction with DABSO.<sup>[11]</sup> The reactions were carried out in the presence of Pd(OAc)<sub>2</sub> (0.05 equiv.)/CataCXium A (di-adamantylalkylphosphine or PAd<sub>2</sub>Bu) (0.08 equiv.) as precatalyst, Et<sub>3</sub>N, and *i*PrOH at 75 °C for 16 h. In this method, Selectfluor was used for the formation of the desired product from the sulfinate. Regarding the scope, aryl iodides bearing both electron-withdrawing and donating groups were converted smoothly to their corresponding aryl sulfonyl fluorides, giving products in good to excellent yields (Scheme 4). The authors demonstrated also that aryl sulfonyl fluorides react with several nucleophiles yielding the corresponding sulfones in very good to excellent yields.



Selected examples

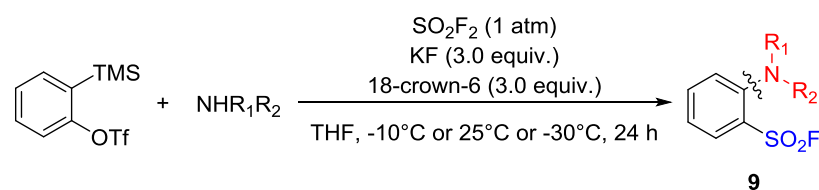


**Scheme 4.** Pd-Catalyzed fluorosulfonylation of aryl iodides.

### 1.2. Sulfonyl fluorides synthesis from arynes

The use of sulfur dioxide SO<sub>2</sub> for the synthesis of aryl sulfonyl fluorides was reported by the group of Kim.<sup>[12]</sup> They performed a multicomponent reaction (MCR) involving the *in-situ* generation of aryne precursors from (trimethylsilyl) phenyl trifluoromethanesulfonate, secondary amines and SO<sub>2</sub>. This methodology allows the straightforward synthesis of 2-dialkyl-, 2-alkylaryl-, or 2-diarylamino-substituted arylsulfonyl fluoride derivatives.

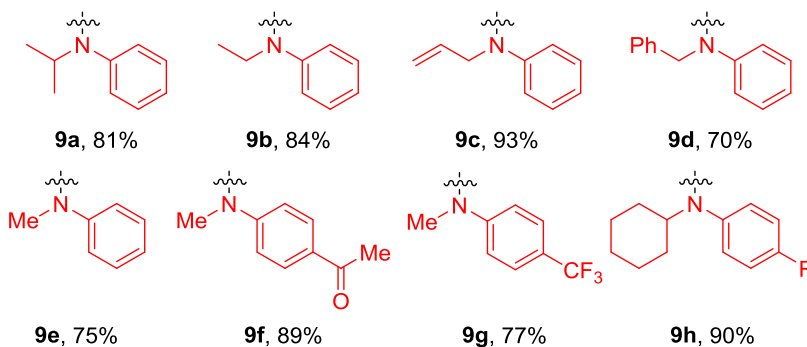
Depending on the substituents of the secondary amines, different reaction temperatures were used as shown in (Scheme 5). For instance, high yields were obtained with alkylarylamines with a reaction temperature of -10 °C (Scheme 5, a). The *o*-dialkylamino substituted benzenesulfonyl fluorides were obtained in good yields when reactions involving dialkylamines were conducted at room temperature (25 °C) (Scheme 5, b). Finally, reactions involving diarylamines were conducted at -30 °C and reduced yields were obtained due to the decreased activity at low temperatures (Scheme 5, c).



187 ----- a) Alkylarylamines -----

188 Selected examples

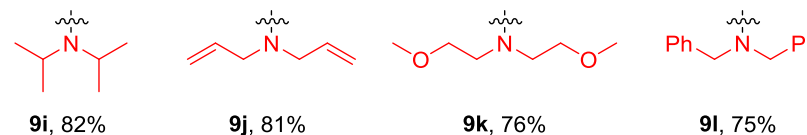
T = -10°C



197 ----- b) Dialkylamines -----

198 Selected examples

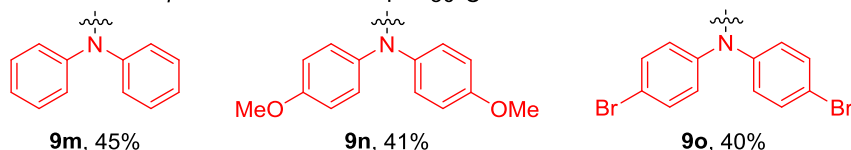
T = 25°C



201 ----- c) Diarylamines -----

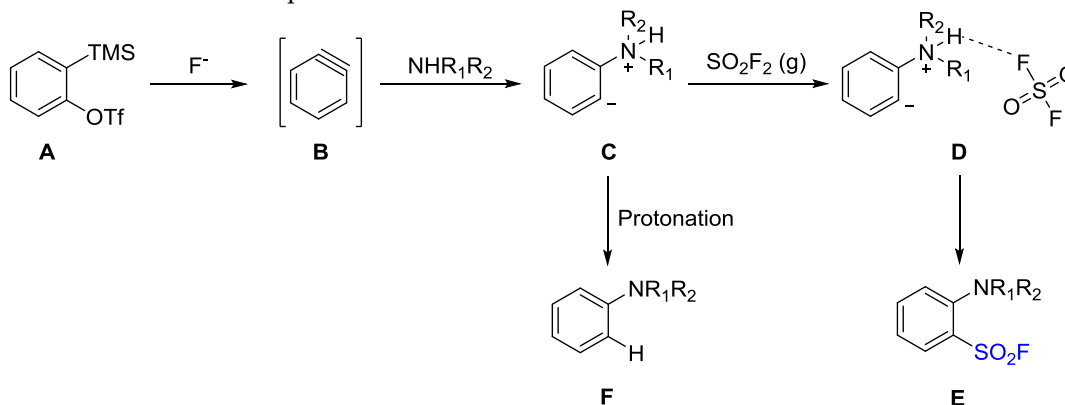
202 Selected examples

T = -30°C



**Scheme 5.** Multi-component fluorosulfurylation of arynes.

206 The authors proposed the following mechanism (Scheme 6): upon generation of  
 207 the arynes **B** with the fluoride anion, a nucleophilic attack of the amine leads to the inter-  
 208 mediate **C**. The latter reacts with  $\text{SO}_2\text{F}_2$  via hydrogen bonding with the ammonium  
 209 intermediate (enhancing the electrophilic character of  $\text{SO}_2\text{F}_2$ ) to finally give the desired  
 210 product **E** after the loss of HF.



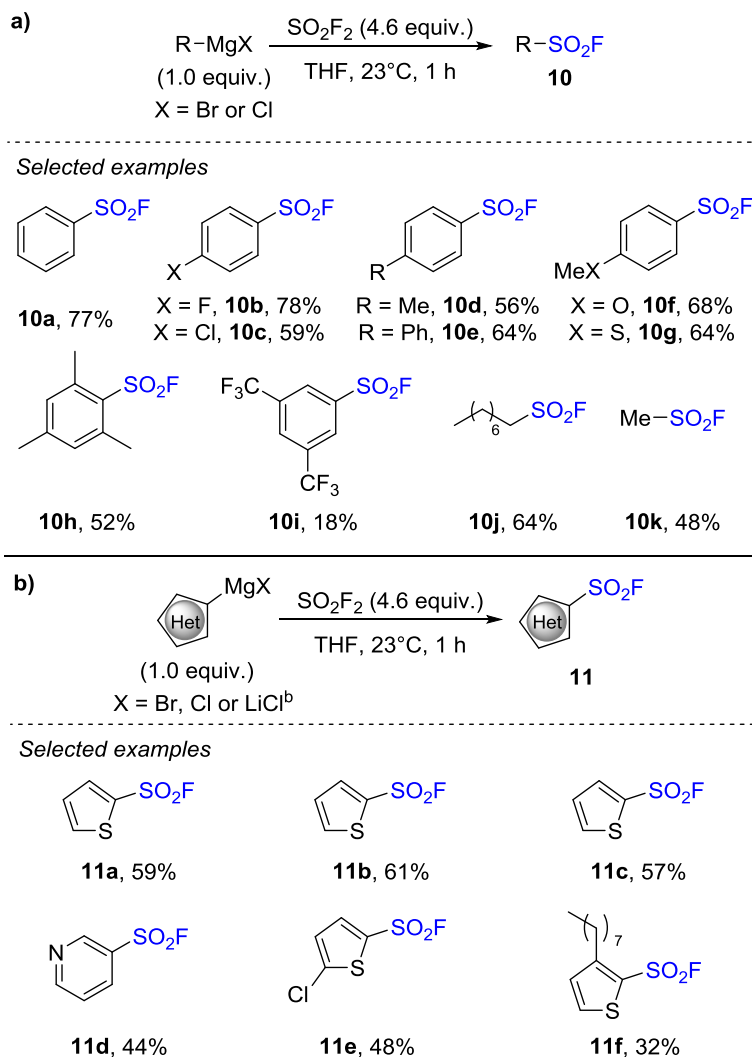
**Scheme 6.** Proposed mechanism for the multi-component fluorosulfurylation of arynes.

### 1.3. Sulfonyl fluorides synthesis from Grignard reagents

By using also  $\text{SO}_2\text{F}_2$ , the groups of Sammis and Ball disclosed a new method for the direct synthesis of sulfonyl fluorides by making use of alkyl, aryl and heteroaryl Grignard reagents.<sup>[13]</sup> The reactions were performed in THF at room temperature and the desired compounds were obtained in moderate to good yields.

Regarding the scope of fluorosulfurylation of substituted phenylmagnesium bromide reagents, substrates bearing halogen including para-F or Cl were effective in moderate to very good yields. Aryl magnesium bromides substituted with electron-donating groups were smoothly converted to the desired product **10d**, **10f-10h**. The arylmagnesium bromide substituted with two trifluoromethyl substituents **10i** is sluggish toward the transformation. Alkylmagnesium bromides were also used as substrates in this procedure, methylsulfonyl fluoride **10k** was obtained in synthetically useful yield of 48%.

The authors have also proved that this protocol encompasses heteroaryl sulfonyl fluoride derivatives (Scheme 7, b). Indeed, thiophene, thiazole as well as pyridine derivatives were converted to their corresponding products with moderate to good reaction outcomes.



Scheme 7. Fluorosulfurylation using various Grignard reagents.

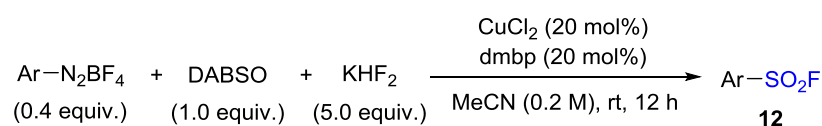


#### 1.4. Sulfonyl fluorides synthesis from aryldiazonium salts

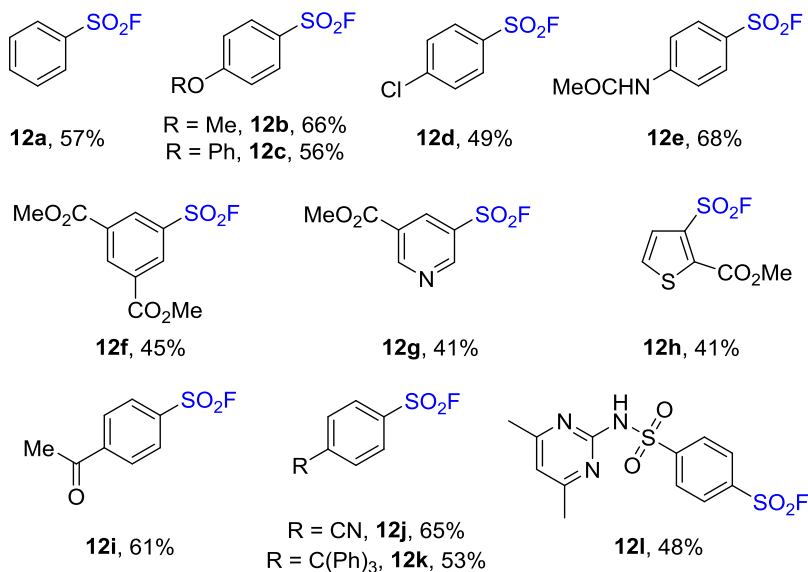
Recently, the group of Liu and Chen disclosed a new copper-based method for converting a large series of aryldiazonium salts to arylsulfonyl fluorides in the presence of DABSO and KHF<sub>2</sub>.<sup>[14]</sup>

The reactions were carried out in MeCN in the presence of catalytic amounts of CuCl<sub>2</sub> (20 mol %) and 6,6'-dimethyl-2,2'-dipyridyl (dmbp) (20 mol%) at room temperature. Aryldiazonium salts were converted to the desired arylsulfonyl fluorides analogues in good yields. Both electron rich as well as electron poor arenes were converted in moderate to good yields. Furthermore, a quite large number of functionalities were tolerated under the reaction conditions. Indeed, aryldiazonium salts bearing amide **12e**, ester **12f**, ketone **12i**, as well as cyano **12j** groups were smoothly converted to their corresponding arylsulfonyl fluoride products. Additionally, the authors demonstrated that various heteroaryldiazonium salts could also be used under the reaction conditions (Scheme 8).

To further demonstrate the versatility of the methodology, product **12b** was synthesized on gram scale with a good reaction outcome.



##### Selected examples

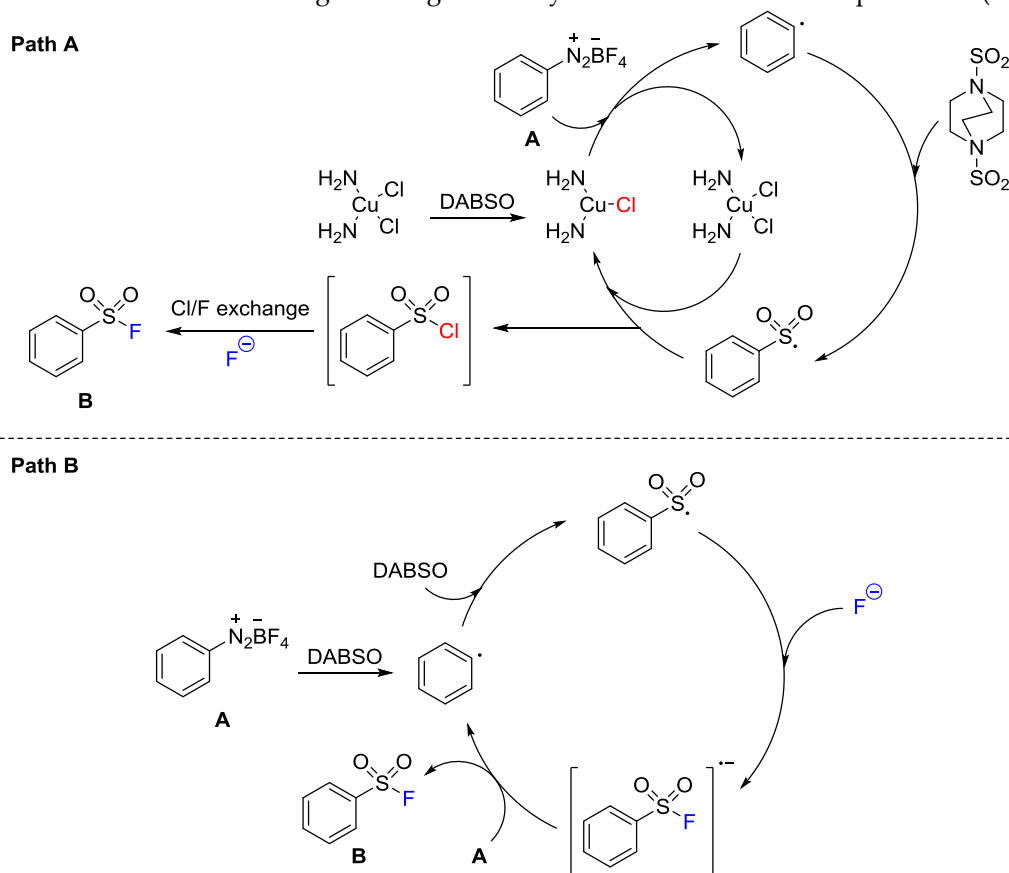


**Scheme 8.** Synthesis of arylsulfonyl fluorides via copper-catalyzed fluorosulfonylation of various aryldiazonium salts.

The authors proposed two plausible mechanisms. In the one hand, aryldiazonium salt **A** easily generates the aryl radical through reduction by Cu(I) species via a single electron transfer (SET) process. The aryl radical is quickly trapped by SO<sub>2</sub> to produce the resulting relatively stabilized arylsulfonyl radical [ArSO<sub>2</sub>•]. Afterwards a Sandmeyer-type reaction is occurring by transferring a chloride to the arylsulfonyl radical to form ArSO<sub>2</sub>Cl and regenerates the Cu(I). Finally, a fluorine/chlorine exchange is taking place to generate the desired product **B** (Scheme 9, path A).

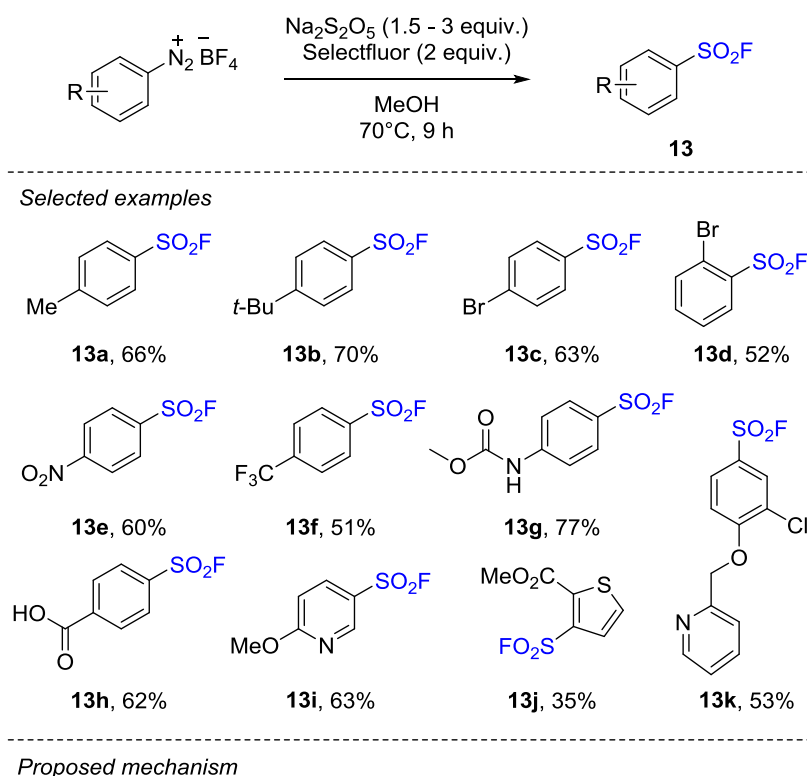
In the other hand, aryldiazonium salt **A** easily generates the aryl radical through activation with DABSO and is quickly trapped by SO<sub>2</sub> under the reaction conditions to produce the resulting relatively stabilized arylsulfonyl radical [ArSO<sub>2</sub>•], which can

combine with the fluorine anion offered by  $\text{KHF}_2$  to give the radical anion  $[\text{ArSO}_2\text{F}\cdot^-]$ . The radical anion could be responsible for the reduction of the aryldiazonium salt **A** through SET generating a new aryl radical and the desired product **B** (Scheme 9, path B).



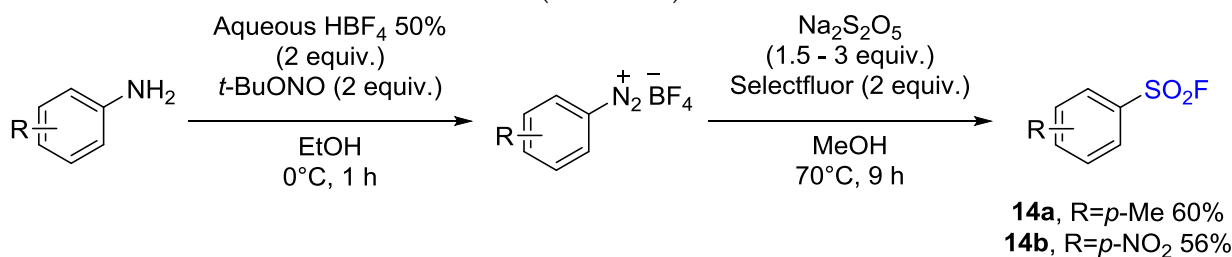
**Scheme 9.** Proposed mechanism for the synthesis of arylesulfonyl fluorides via copper-catalyzed fluorosulfonylation of aryldiazonium.

More recently, Weng and co-workers reported a copper-free fluorosulfonylation of aryldiazonium salts using sodium metabisulfite as the source of sulfur dioxide and Selectfluor as fluorinating agent.<sup>[15]</sup> The reaction was performed in MeOH at 70 °C. The aryldiazonium tetrafluoroborates bearing either electron-donating or withdrawing groups were obtained with good yields. Interestingly, this protocol was applied to diazonium salts derived from a neratinib (anticancer) intermediate giving the corresponding sulfonyl fluorides **13k** in a synthetically useful yield. Radical scavenger and radical clock experiment suggested the formation of aryl radical in this transformation as a key intermediate (Scheme 10). This later reacts with sodium metabisulfite to form the sulfonyl radical. The desired compound is formed after reaction with Selectfluor.



**Scheme 10.** Fluorosulfonylation of aryldiazonium salts.

A step further, the direct use of commercially available anilines as starting materials for the synthesis of arylsulfonyl fluorides has also been undertaken. The authors demonstrated that a one-pot two-step procedure could take place for the generation of the diazonium salt followed by the synthesis of the desired product with a moderate reaction outcome (Scheme 11).

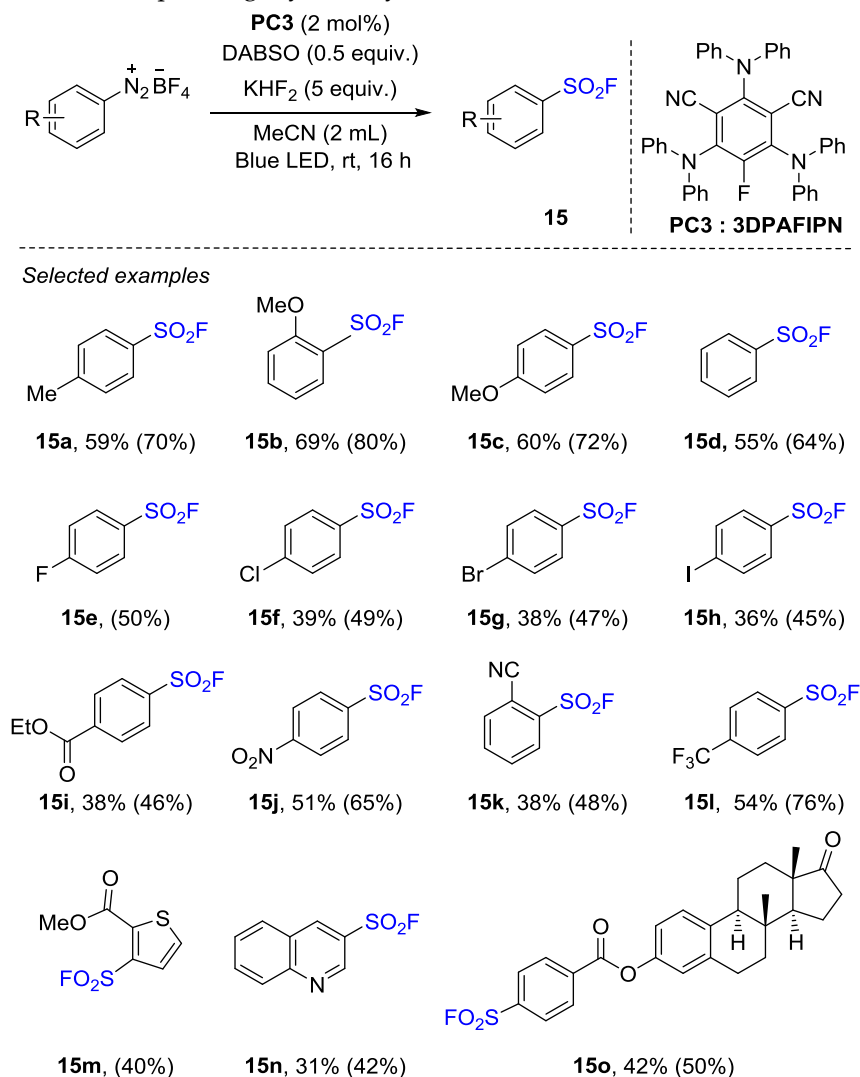


**Scheme 11.** One-pot synthesis of sulfonyl fluorides from anilines.

Very recently, we demonstrated that aryl sulfonyl fluorides could be obtained under visible-light metal-free procedures by using cyanoarenes as organophotocatalysts.<sup>[16a]</sup> Indeed, the association of diazonium salts with DABSO in the presence or not of an external fluoride source (KHF<sub>2</sub>) allows the access to a wide variety of arylsulfonyl fluorides with moderate to very good yields (Scheme 12). The reactions were performed in MeCN as solvent at room temperature under blue LED irradiation. Both electron withdrawing and electron donating groups were tolerated under the reaction conditions (**15a-15d** and **15i-15l**). Interestingly, the reaction in the presence of halogen substituents gave the desired products in synthetically useful yields (**15e-15h**). To some extent, heterocyclic compounds **15m** and **15n** were also tolerated under this protocol. More interestingly, the

367  
368

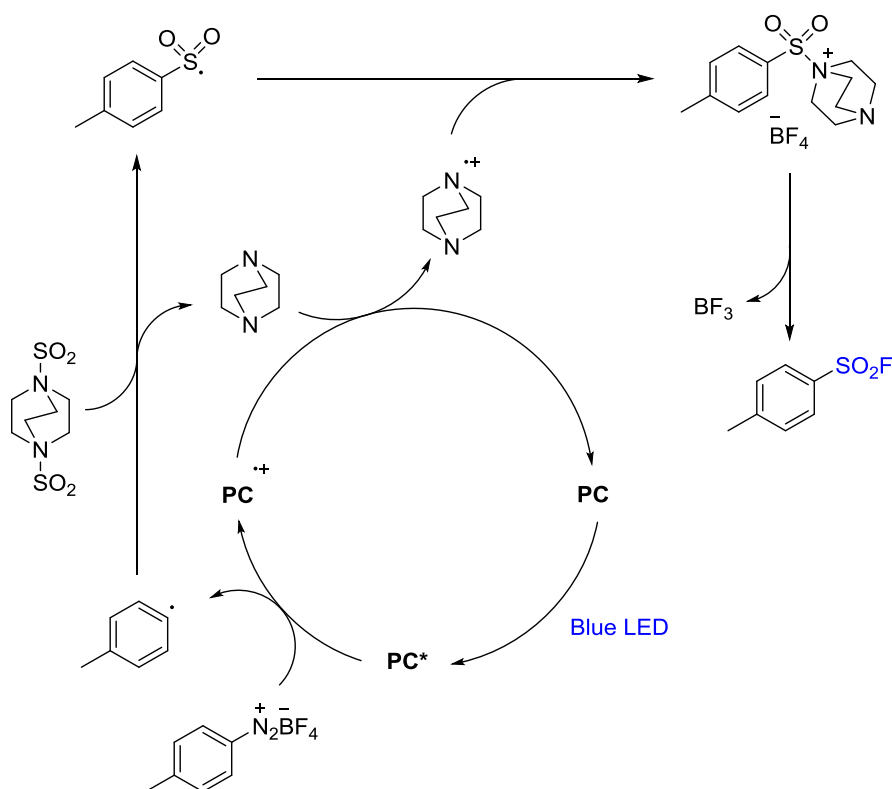
complex molecular structure of the estrone derivative **15o** was smoothly converted to the corresponding arylsulfonyl fluoride.

369  
370

**Scheme 12.** Visible-light synthesis of arylsulfonyl fluorides.

371  
372  
373  
374  
375  
376  
377  
378  
379  
380  
381  
382

In order to shed the light on the mechanism, several techniques were combined. Luminescence quenching allows to confirm the reduction of the diazonium salt. Quantum yield measurement allows to confirm the stepwise nature of the mechanism. Moreover, EPR spectroscopy confirmed the formation of aryl radical formed through SET transfer from the excited photocatalyst to the diazonium salt and the corresponding adduct was obtained with *N*-tert-butyl- $\alpha$ -phenylnitron (PBN) as a radical trapping agent. Also, performing the same reaction with DABSO allows to confirm the presence of the ArSO<sub>2</sub> radical and this adduct was also observed with PBN. Finally, density functional theory (DFT) calculations allow us to confirm the presence of a sulfonium intermediate formed through radical-radical coupling between ArSO<sub>2</sub> radical and DABCO<sup>+</sup> generated through reduction of PC<sup>+</sup> to regenerate the catalyst at its ground state (Scheme 13).



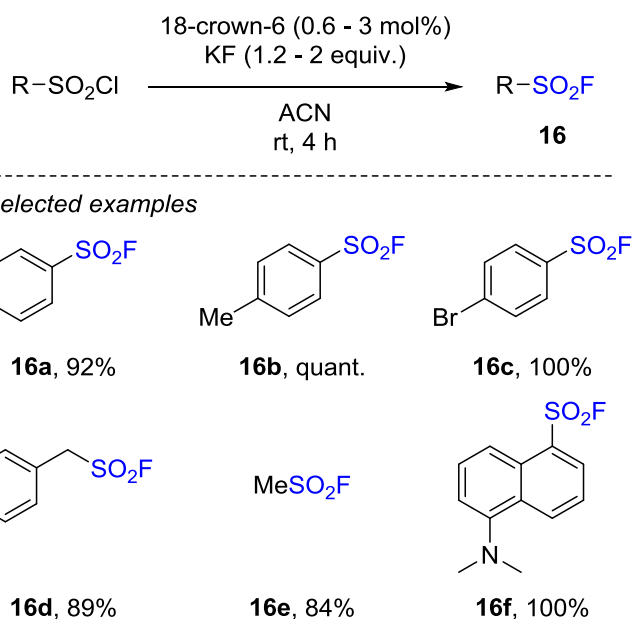
**Scheme 13.** Proposed mechanism for the visible-light synthesis of arylsulfonyl fluorides.

## 2. Indirect Arylsulfonyl Fluoride Synthesis Reactions

In addition to direct synthetic strategies, indirect methodologies are an alternative for the synthesis of arylsulfonyl fluorides and are well described in the literature. They actually complete the toolbox offering a variety of retrosynthetic options to access to the desired compounds. Herein, indirect methodologies are outlined.

### 2.1. Sulfonyl fluorides synthesis from arylsulfonyl chlorides

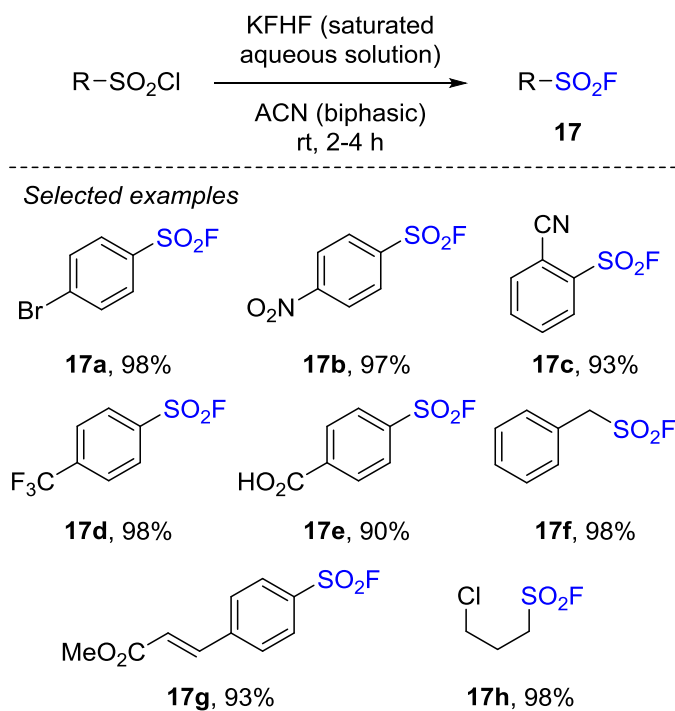
The most known methodology makes use of arylsulfonyl chlorides as starting materials.<sup>[5a, 17]</sup> In 1977, Bianchi and co-workers reported an easy and simple method for the synthesis of sulfonyl fluorides using 18-crown-6 ether and potassium fluoride. The reaction takes place at room temperature in the presence of 18-crown-6 ether catalyst, sulfonyl chlorides and excess of potassium fluoride in acetonitrile. Sulfonyl chlorides undergo fluorine substitution with excellent reaction outcomes. The methodology also encompasses alkyl sulfonyl chlorides and the desired products are obtained with an excellent yield (**16d-16e**) (Scheme 14).



**Scheme 14.** Conversion of sulfonyl chlorides to sulfonyl fluorides.

Sharpless and co-workers also used sulfonyl chlorides as starting materials for the formation of sulfonyl fluorides derivatives.<sup>[5a]</sup> The reactions were carried out in presence of saturated aqueous solution of KFHF in acetonitrile which produces a biphasic mixture (THF or CH<sub>2</sub>Cl<sub>2</sub>) at room temperature.

A wide variety of electron-donating and electron-withdrawing functional groups gave the desired products in excellent yields. Also, a large functional group tolerance was observed including carboxylic acid **17e**, nitro **17b** and cyano **17c** groups (Scheme 15). The presence of an unsaturated alkene is also tolerated (**17g**) and finally aliphatic substrate **17h** was converted with an excellent yield.



**Scheme 15.** Sulfonyl fluorides synthesis from sulfonyl chlorides.

414

415

## 2.2. Sulfonyl fluorides synthesis from sulfonyl hydrazides and sodium arylsulfonates

416

417

418

419

420

421

422

423

424

425

426

427

428

429

430

431

432

433

434

435

436

437

438

439

440

441

442

443

444

445

446

447

448

449

450

451

452

453

454

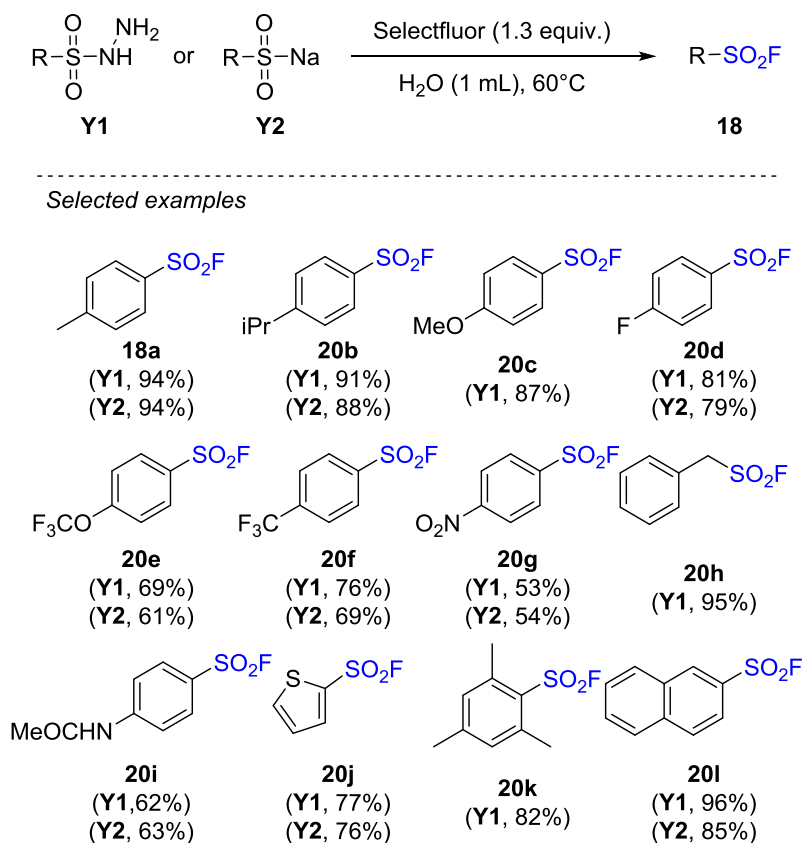
455

Tang and Wang have developed a simple and effective fluorination method using sulfonyl hydrazide in water without additives or catalysts to obtain sulfonyl fluorides in good to excellent yields.<sup>[18]</sup> Selectfluor was used as fluorinating agent and the reactions were performed in water at 60°C.

The reaction scope encompasses a large panel of starting materials including electron-donating and electron-withdrawing substituents with moderate to excellent reaction outcomes. Aliphatic substrates were also effective under the reaction conditions. The reaction was also scaled-up, 1.86 gram of compound **18a** was obtained in 88% yield (Scheme 16).

Furthermore, the authors have shown that the use of sodium arylsulfonates as starting materials under the same reaction conditions is also effective for the formation of arylsulfonyl fluorides with similar yields to those obtained with sulfonyl hydrazides (Scheme 16).

The radical inhibitor (2,2,6,6-Tetramethylpiperidin-1-yl)oxyl (TEMPO) inhibits the reaction, thus, favoring a radical mechanism (Scheme 16).



**Scheme 16.** Synthesis of sulfonyl fluorides from sulfonyl hydrazides or sodium aryl sulfonates.

451

452

453

454

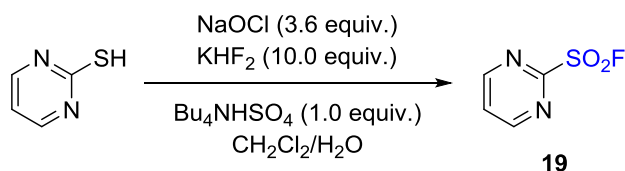
455

## 2.3. Sulfonyl fluorides synthesis from thiols and disulfides

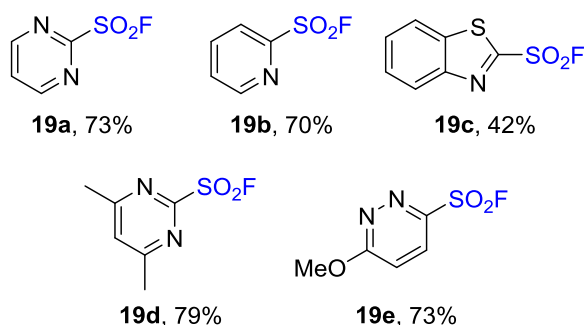
Hallstrom and Wright reported a new method using heteroaromatic thiols as starting material for the synthesis of heteroaromatic sulfonyl fluorides.<sup>[19]</sup> Heteroaromatic thiols are oxidized with aqueous sodium hypochlorite to obtain the corresponding

sulfonyl chlorides, then  $\text{KHF}_2$  is added to perform a Cl-F exchange forming the sulfonyl fluoride products.

The authors have shown that a wide variety of heteroaromatic thiols, even in the presence of electron-donating groups, are tolerated under these conditions including pyrimidine **19a** and **19d**, pyridine **19b**, benzothiazole **19c** and pyridazine **19e** (Scheme 17).



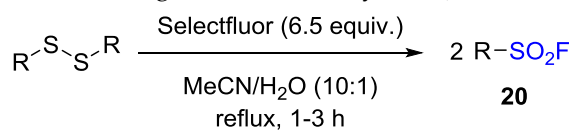
Selected examples



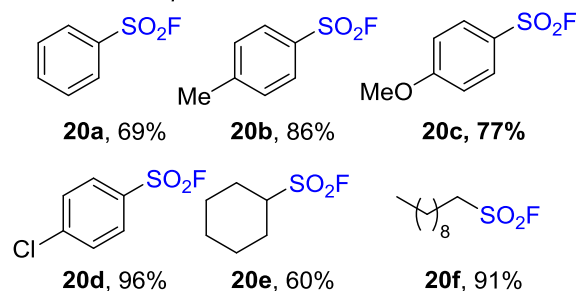
**Scheme 17.** Synthesis of heteroaryl sulfonyl fluorides from heteroaryl thiols.

Later, the group of Kiriara used disulfides as starting materials for the synthesis of arylsulfonyl fluorides. Selectfluor was used in high amount (6.5 equiv.) as both the oxidant and the electrophilic source of fluorine.<sup>[20]</sup>

The reaction was performed in a refluxed mixture of MeCN-water (10:1). This reaction tolerates the presence of electron-donating groups and the desired products were formed in good to excellent yields (**20a-20d**). In contrast, electron-withdrawing disulfides were not tolerated. Also, aliphatic disulfides were used as substrates to form sulfonyl fluorides in good to excellent yields (**20e** and **20f**) (Scheme 18).



Selected examples



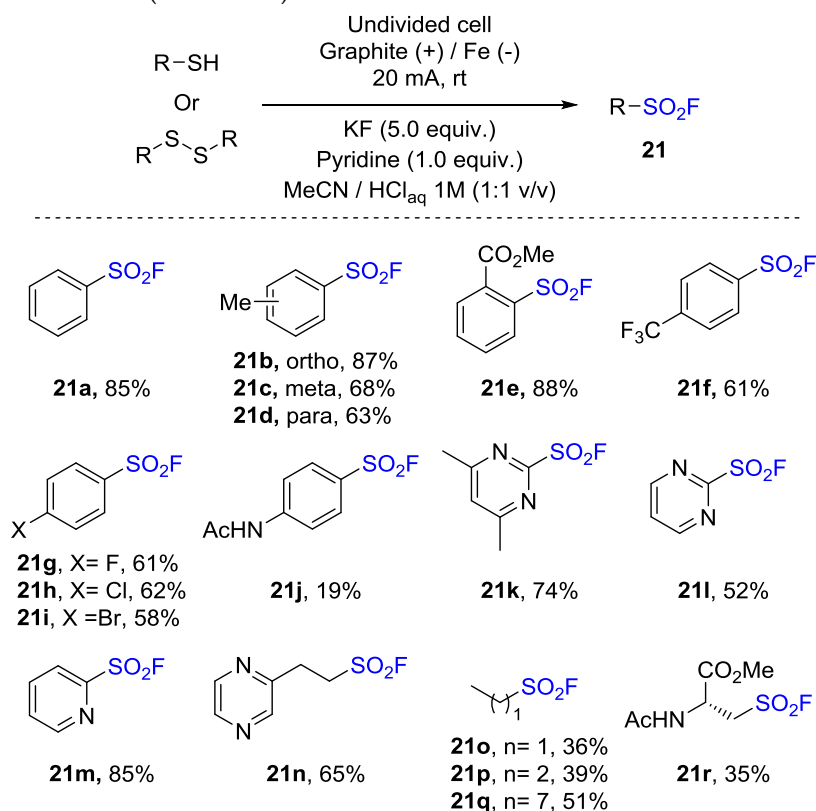
**Scheme 18.** Synthesis of sulfonyl fluorides from disulfides

Recently, the group of Noël disclosed an electrochemical approach for the synthesis of sulfonyl fluorides.<sup>[21]</sup> This method makes use of thiols or disulfides as starting materi-



als, KF (5.0 equiv.) as the source of fluorine and support electrolyte and pyridine (1.0 equiv.) at room temperature in a mixture of MeCN/HCl aq (1:1). The reagents were introduced into an undivided cell with a graphite anode and a stainless steel cathode. The current was set at 20 mA, or constant voltage (3.2 V).

This electrochemical method tolerates substrates with electron-donating and withdrawing groups **21a-21g**, halogen **21h-21i** as well as protected amines **21j**. The desired compounds were obtained with moderate to excellent reaction outcomes. Furthermore, heterocyclic thiols were also successfully applied **21k-21m**. Aliphatic substrates were also converted to their corresponding desired products although in slightly lower yields **21n-21q**. Interestingly, the authors were able to apply this protocol to cysteine **21r** (Scheme 19).

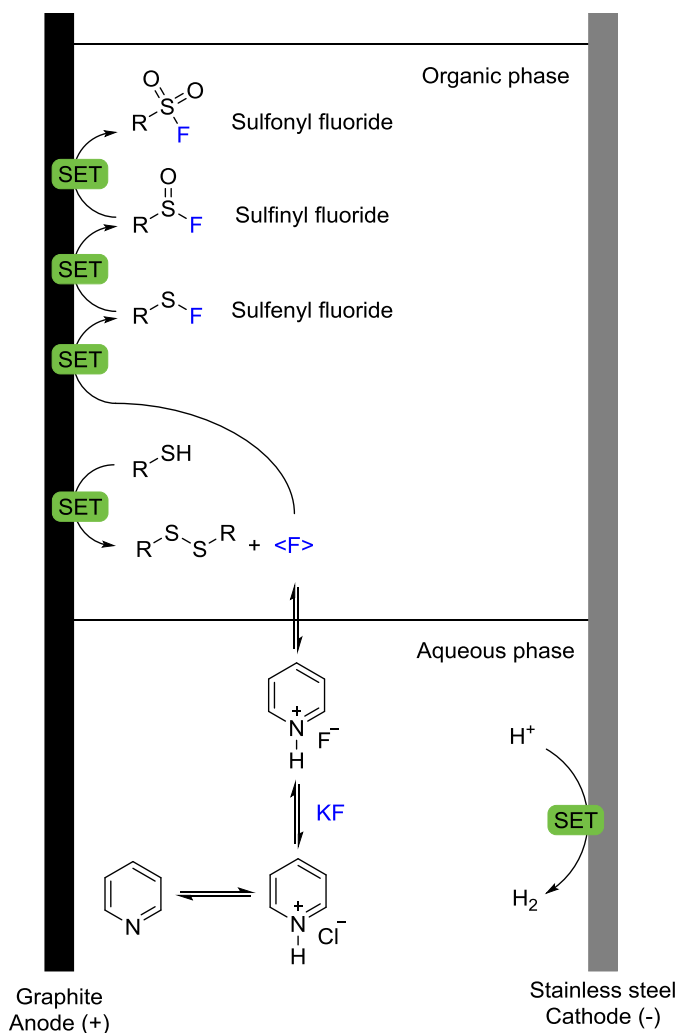


**Scheme 19.** Synthesis of sulfonyl fluorides from thiols or disulfides.

Several versatile organic reactions were performed thanks to electrochemical transformations which are known for their powerful mode of activation.<sup>[22]</sup> This electrochemical method allows to oxidize thiols and disulfides without addition of external oxidants which makes this chemistry more in line with the current environmental concerns. Compared to conventional thermal methods, the parameters of the electrochemical approach can be easily adjusted.<sup>[22a,23]</sup> This methodology is able to overcome certain challenges allowing this transformation to take place. Among these challenges, the low solubility of potassium fluoride in organic solvents and the difficulty of forming the S-F bond by combining a nucleophilic fluorinated reagent with thiols.<sup>[24]</sup> Pyridine is playing both the role of electron mediator and of a phase-transfer catalyst to transfer fluorine to the organic phase.

Various experiments have been carried out to obtain information on the reaction mechanism. In particular, kinetic experiments have revealed a rapid conversion of thiols into disulfides and the addition of radical scavengers confirms the presence of radical intermediates

In the presence of hydrochloric acid and pyridine, the KF is transferred into the organic phase to react with the disulfides obtained from the oxidation of thiols through single electron transfer (SET) process. Then, after two consecutive oxidation steps the desired sulfonyl fluorides are formed (scheme 20).



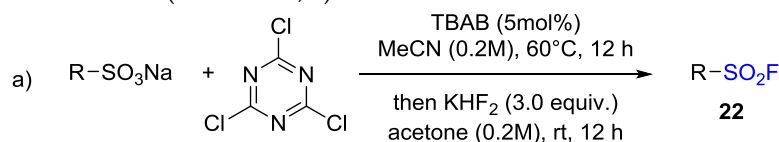
**Scheme 20.** Proposed mechanism for the electrochemical formation of sulfonyl fluorides from thiols or disulfides.

#### 2.4. Sulfonyl fluorides synthesis from sulfonates and sulfonic acids

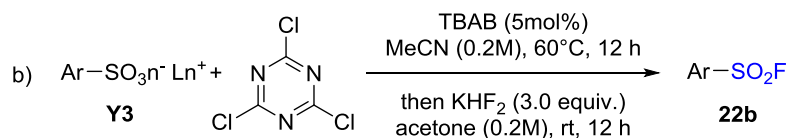
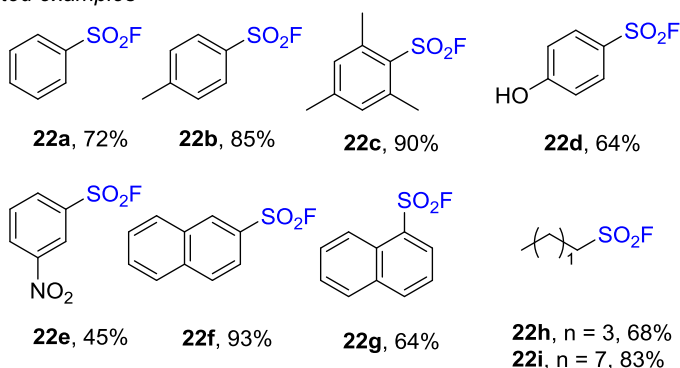
Recently, the group of Qin and Sun used sulfonic acids and sulfonates as starting substrates to synthesize sulfonyl fluorides in a one-pot two-step procedure.<sup>[25]</sup> This method makes use of cyanuric chloride as a source of chlorine and  $\text{KHF}_2$  as a source of fluorine. This method is based on the formation of sulfonyl chlorides using cyanuric chloride in the presence of 5 mol% of catalyst (Tetrabutylammonium bromide TBAB or tetramethylammonium chloride TMAC) at  $60^\circ\text{C}$  in acetonitrile. Then,  $\text{KHF}_2$  is added to exchange chlorine with fluorine and form the sulfonyl fluoride products.

Various sodium sulfonate substrates including electron-donating (**22b** and **22c**), electron-withdrawing (**22e**), aromatic (**22f** and **22g**) and aliphatic (**22h** and **22i**) compounds were tolerated with this method yielding the desired products in moderate to good yields (Scheme 21, a).

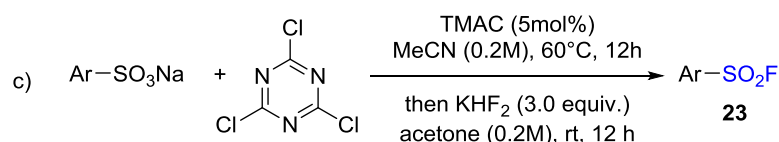
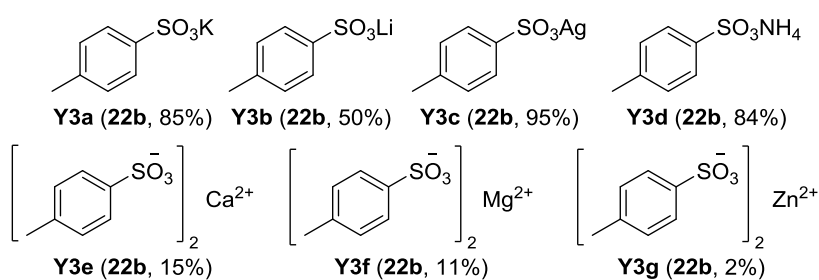
To test the effectiveness of this protocol, the authors examined a series of sulfonates containing several cations (Scheme 21, b). The monovalent sulfonate salts **Y3a–Y3d** were easily converted to the corresponding sulfonyl fluorides with moderate to good yields. However, the sulfonate salts of the divalent metals **Y3e–Y3g** reacted only slightly resulting in poor yields. To widen the range of the substrates, they started from sulfonic acids as starting reagents using TMAC as catalyst instead of TBAB. A series of aryl sulfonic acids carrying electron-donating groups (**23b** and **23c**) were obtained with moderate to good yields. Naphthalene-2-sulfonyl fluoride was also obtained with good yield **23d** (Scheme 21, c).



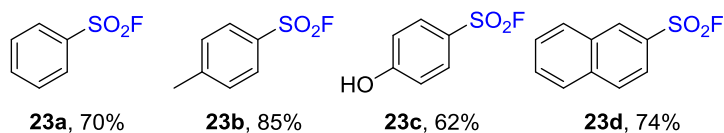
Selected examples



Selected examples



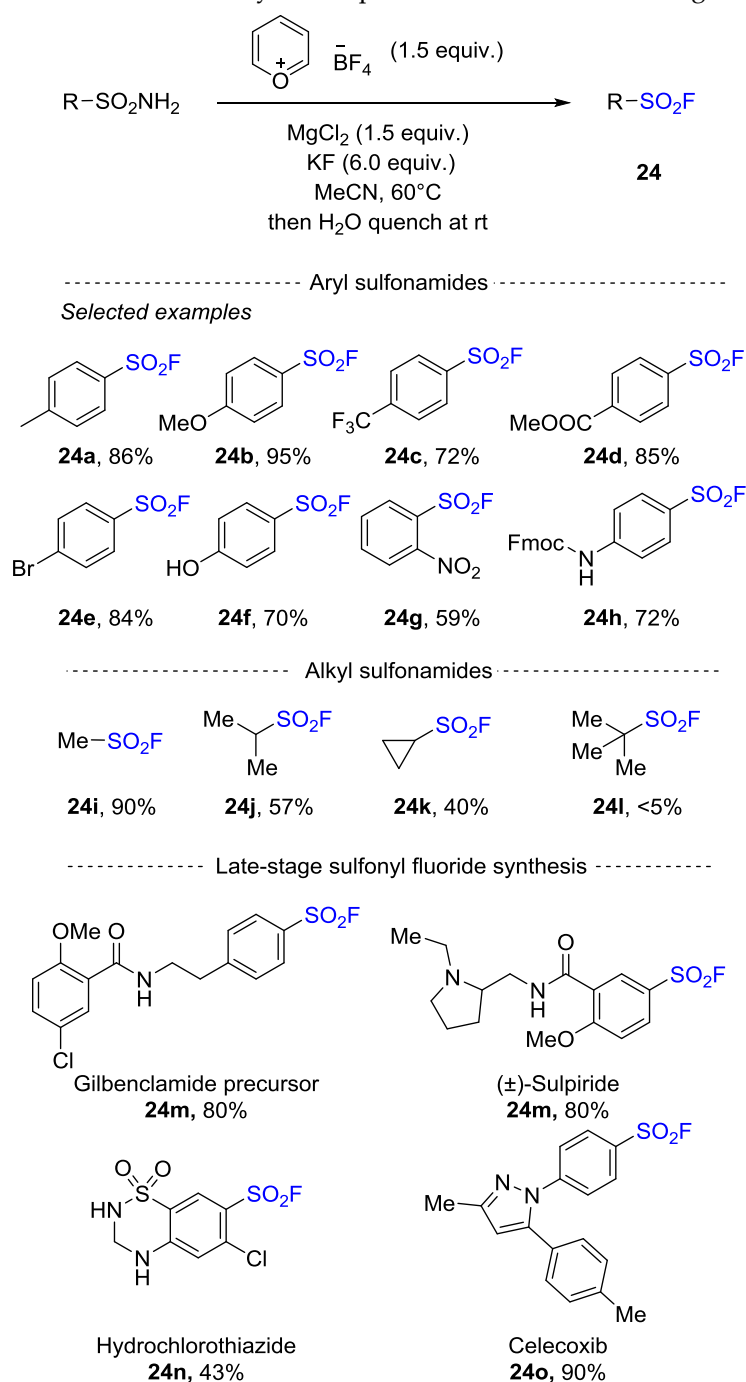
Selected examples



**Scheme 21.** Synthesis of sulfonyl fluorides from sulfonates or sulfonic acids.

## 2.5. Sulfonyl fluorides synthesis from sulfonamides

Very recently, the group of Cornella reported a direct method for the synthesis of sulfonyl fluorides from sulfonamides.<sup>[26]</sup> The method consists of forming sulfonyl chlorides from sulfonamides through activation with a pyrylium tetrafluoroborate (Pry<sup>+</sup>-BF<sub>4</sub><sup>-</sup>) and MgCl<sub>2</sub>, and the subsequent *in-situ* conversion to sulfonyl fluorides by addition of KF. The reactions were performed in MeCN at 60°C and the desired compounds including aromatic as well as aliphatic starting materials were obtained with moderate to very good yields. The high chemoselectivity of Pry<sup>+</sup>-BF<sub>4</sub><sup>-</sup> towards amino groups allows the formation of sulfonyl fluorides in complex structures. This was proven by examining a wide variety of complex sulfonamides containing various functionalities (Scheme 22, b).



**Scheme 22.** Synthesis of sulfonyl fluorides from sulfonamides.**3. Conclusion**

Arylsulfonyl fluorides are attracting considerable attention in modern organic chemistry due to their wide range of applications. Thus, developing new synthetic strategies towards the incorporation of the sulfonyl fluoride moiety is of high interest. We have described herein the existing methods to access fluorosulfonylated compounds using either direct or indirect methodologies. This various works offers different and versatile approaches to form such compounds tolerating a large variety of functional groups. The easy access to the starting material/ catalysts of the developed methodology will definitely foster the emergence of new applications.

**References**

- [1] a) D. A. Shannon, C. Gu, C. J. McLaughlin, M. Kaiser, R. A. L. van der Hoorn, E. Weerapana, *ChemBioChem*. **2012**, *13*, 2327; b) A. Narayanan, L. H. Jones, *Chem. Sci.* **2015**, *6*, 2650; c) A. S. Barrow, C. J. Smedley, Q. Zheng, S. Li, J. Dong, J. E. Moses, *Chem. Soc. Rev.* **2019**, *48*, 4731; d) T. A. Fattah, A. Saeed, F. Albericio, *J. Fluorine Chem.* **2018**, *213*, 87; e) P. K. Chinthakindi, P. I. Arvidsson, *Eur. J. Org. Chem.* **2018**, *2018*, 3648; f) C. Lee, A. J. Cook, J. E. Elisabeth, N. C. Friede, G. M. Sammis, N. D. Ball, *ACS Catal.* **2021**, *11*, 6578-6589.
- [2] a) N. P. Grimster, S. Connelly, A. Baranczak, L. B. Krasnova, E. T. Powers, I. A. Wilson, J.W. Kelly, J. Dong, K. B. Sharpless, *J. Am. Chem. Soc.* **2013**, *135*, 5656; b) E. C. Hett, H. Xu, K. F. Geoghegan, A. Gopalsamy, R. E. Kyne, C. A. Menard, A. Narayanan, M. D. Parikh, S. Liu, L. Roberts, R. P. Robinson, M. A. Tones, L. H. Jones, *ACS Chem. Biol.* **2015**, *10*, 1094; c) C. Gu, D. A. Shannon, T. Colby, Z. Wang, M. Shabab, S. Kumari, J. G. Villamor, C. J. McLaughlin, E. Weerapana, M. Kaiser, B. F. Cravatt, R. A. L. van der Hoorn, *Chem. Biol.* **2013**, *20*, 541; d) C. H. Kruse, K. G. Holden, M. L. Pritchard, J. A. Feild, D. J. Rieman, R. G. Greig, G. Poste, *J. Med. Chem.* **1988**, *31*, 1762; e) A. J. Brouwer, N. H. Alvarez, A. Ciaffoni, H. van de Langemheen, R. M. J. Liskamp, *Bioorg. Med. Chem.* **2016**, *24*, 3429.
- [3] a) J. A. H. Inkster, K. Liu, S. Ait-Mohand, P. Schaffer, B. Guérin, T. J. Ruth, T. Storr, *Chem. Eur. J.* **2012**, *18*, 11079; b) L. Matesic, N. A. Wyatt, B. H. Fraser, M. P. Roberts, T. Q. Pham, I. Greguric, *J. Org. Chem.* **2013**, *78*, 11262.
- [4] a) X. Xiao, F. Zhou, J. Jiang, H. Chen, L. Wang, D. Chen, Q. Xu, J. Lu, *Polym. Chem.* **2018**, *9*, 1040; b) C. Yang, J. P. Flynn, J. Niu, *Angew. Chem. Int. Ed.* **2018**, *57*, 16194; c) H. Wang, F. Zhou, G. Ren, Q. Zheng, H. Chen, B. Gao, L. Klivansky, Y. Liu, B. Wu, Q. Xu, J. Lu, K. B. Sharpless, P. Wu, *Angew. Chem. Int. Ed.* **2017**, *56*, 11203.
- [5] a) J. Dong, L. Krasnova, M. G. Finn, K. B. Sharpless, *Angew. Chem. Int. Ed.* **2014**, *53*, 9430; b) H. L. Qin, Q. Zheng, G. A. L. Bare, P. Wu, K. B. Sharpless, *Angew. Chem. Int. Ed.* **2016**, *55*, 14155; c) J. Yatvin, K. Brooks, J. Locklin, *Chem. Eur. J.* **2016**, *22*, 16348; d) A. Dondoni, A. Marra, *Org. Biomol. Chem.* **2017**, *15*, 1549.
- [6] M. K. Nielsen, C. R. Ugaz, W. Li, A. G. Doyle, *J. Am. Chem. Soc.* **2015**, *137*, 9571; M. K. Nielsen, D. T. Ahneman, O. Riera, A. G. Doyle, *J. Am. Chem. Soc.* **2018**, *140*, 5004.
- [7] a) J. L. Kice, E. A. Lunney, *J. Org. Chem.* **1975**, *40*, 2125; b) H. Mukherjee, J. Debreczeni, J. Breed, S. Tentarelli, B. Aquila, J. E. Dowling, A. Whitty, N. P. Grimster, *Org. Biomol. Chem.* **2017**, *15*, 9685; c) E. Ciuffarin, L. Senatore, M. Isola, *J. Chem. Soc., Perkin Trans.* **1972**, *2*, 468; d) R. B. Baker, G. J. Lourens, *J. Med. Chem.* **1967**, *10*, 1113.
- [8] M. P. Bertrand, *Org. Prep. Proced. Int.* **1994**, *26*, 257.
- [9] P. K. Chinthakindi, H. G. Kruger, T. Govender, T. Naicker, P. I. Arvidsson, *J. Org. Chem.* **2016**, *81*, 2618.
- [10] A. T. Davis, J. M. Curto, S. W. Bagley, M. C. Willis, *Chem. Sci.* **2017**, *8*, 1233.
- [11] A. L. Tribby, I. Rodriguez, S. Shariffudin, N. D. Ball, *J. Org. Chem.* **2017**, *82*, 2294.
- [12] J. Kwon, B. M. Kim, *Org. Lett.* **2019**, *21*, 428.
- [13] C. Lee, N.D. Ball, G.M. Sammis, *Chem. Commun.* **2019**, *55*, 14753.
- [14] Y. Liu, D. Yu, Y. Guo, J. Xiao, Q. Chen, C. Liu, *Org. Lett.* **2020**, *22*, 2281.
- [15] T. Zhong, M. Pang, Z. Chen, B. Zhang, J. Weng, G. Lu, *Org. Lett.* **2020**, *22*, 3072.
- [16] a) D. Louvel, A. Chelagha, J. Rouillon, P.-A. Payard, L. Khrouz, C. Monnereau, A. Tlili, *Chem. Eur. J.* **2021**, *27*, 8704-8708; for selected other transformation making use of photoredox catalysis from our group see: b) D. Louvel, C. Ghiazza, V. Debrauwer, L. Khrouz, C. Monnereau, A. Tlili, *Chem. Rec.* **2021**, *21*, 417-426; c) C. Ghiazza, V. Debrauwer, C. Monnereau, L. Khrouz, M. Médebielle, T. Billard, A. Tlili, *Angew. Chem. Int. Ed.* **2018**, *57*, 11781; d) C. Ghiazza, C. Monnereau, L. Khrouz, M. Médebielle, T. Billard, A. Tlili, *Synlett* **2019**, *30*, 777; e) C. Ghiazza, L. Khrouz, C. Monnereau, T. Billard, A. Tlili, *Chem. Commun.* **2018**, *54*, 9909; f) C. Ghiazza, L. Khrouz, T. Billard, C. Monnereau, A. Tlili, *Eur. J. Org. Chem.* **2020**, 1559.
- [17] a) T. A. Bianchi, L. A. Cate, *J. Org. Chem.* **1977**, *42*, 2031; b) A. Talko, M. Barbasiewicz, *ACS Sustainable Chem. Eng.* **2018**, *6*, 6693.
- [18] L. Tang, Y. Yang, L. Wen, X. Yang, Z. Wang, *Green Chem.* **2016**, *18*, 1224.
- [19] S. W. Wright, K. N. Hallstrom, *J. Org. Chem.* **2006**, *71*, 1080.

- 732 [20] M. Kirihara, S. Naito, Y. Nishimura, Y. Ishikuza, T. Iwai, H. Takeuchi, T. Ogata, H. Hanai, Y. Kinoshita, M. Kishida, K.  
733 Yamazaki, T. Noguchi, S. Yamashoji, *Tetrahedron*. **2014**, *70*, 2464.  
734
- 735 [21] G. Laudadio, A. de A. Bartolomeu, L. M. H. M. Verwijlen, Y. Cao, K. T. de Oliveira, T. Noël, *J. Am. Chem. Soc.* **2019**, *141*,  
736 11832.
- 737 [22] a) S. R. Waldvogel, S. Lips, M. Selt, B. Riehl, C. J. Kampf, *Chem.Rev.* **2018**, *118*, 6706; b) M. Yan, Y. Kawamata, P. S. Baran,  
738 *Angew.Chem.Int. Ed.* **2018**, *57*,4149 ; c) A. Wiebe, T. Gieshoff, S. Möhle, E. Rodrigo, M. Zirbes, S. R. Waldvogel, *Angew. Chem. Int. Ed.*,  
739 **2018**, *57*, 5594.
- 740 [23] a) N. Sauermann, T. H. Meyer, L. Ackermann, *Chem. Eur. J.* **2018**, *10*,1002; b) M. Yan, Y. Kawamata , P.S. Baran, *Chem.Rev.* **2017**, *117*,  
741 13230.
- 742 [24] a) C. R. Pitts, D. Bornemann, P. Liebing, N. Santschi, A. Togni, *Angew. Chem. Int. Ed.* **2019**, *58*, 1950; b) T. Umemoto, L. M. Garrick,  
743 N. Saito, *J. Org Chem.* **2012**, *8*, 461; c) T. Umemoto, R. P. Singh, Y. Xu, N. Saito, *J. Am. Chem. Soc.* **2010**, *132*, 18199.
- 744 [25] Y. Jiang, N. S. Alharbi, B. Sun, H. Qin, *RSC Adv.* **2019**, *9* ,13863.
- 745 [26] M. Pérez-Palau, J. Cornella, *J. Eur. J. Org. Chem.* **2020**, 2497.
- 746
- 747