



HAL
open science

Disentangling the roles of social and individual effects on cadmium tolerance in the ant *Temnothorax nylanderi*

Romain Honorio, Lauren Jacquier, Claudie Doums, Mathieu Molet

► To cite this version:

Romain Honorio, Lauren Jacquier, Claudie Doums, Mathieu Molet. Disentangling the roles of social and individual effects on cadmium tolerance in the ant *Temnothorax nylanderi*. *Biological Journal of the Linnean Society*, 2021, 134 (4), pp.823-834. <10.1093/biolinnean/blab116>. <hal-03391659>

HAL Id: hal-03391659

<https://hal.science/hal-03391659v1>

Submitted on 21 Oct 2021

HAL is a multi-disciplinary open access archive for the deposit and dissemination of scientific research documents, whether they are published or not. The documents may come from teaching and research institutions in France or abroad, or from public or private research centers.

L'archive ouverte pluridisciplinaire **HAL**, est destinée au dépôt et à la diffusion de documents scientifiques de niveau recherche, publiés ou non, émanant des établissements d'enseignement et de recherche français ou étrangers, des laboratoires publics ou privés.



HAL Authorization

1 **Disentangling the roles of social and individual effects on cadmium**
2 **tolerance in the ant *Temnothorax nylanderi*.**

3
4 **Romain Honorio*¹, Lauren Jacquier*¹, Claudie Doums^{2,3} & Mathieu Molet¹**

5 ¹ Sorbonne Université, Université Paris Est Créteil, Université Paris Diderot, CNRS, INRAE,
6 IRD, Institute of Ecology and Environmental Sciences-Paris, iEES-Paris, F-75005 Paris,
7 France

8 ² Institut de Systématique Évolution Biodiversité, ISYEB, F-75005 Paris, Sorbonne
9 Université, MNHN, CNRS, EPHE-PSL, Université des Antilles, France

10 ³ EPHE, PSL University, F-75014 Paris, France

11 * These authors contributed equally to this work, ordered alphabetically.

12
13 Corresponding authors :

14 R. Honorio, Sorbonne Université, Université Paris Est Créteil, Université Paris Diderot,
15 CNRS, INRAE, IRD, Institute of Ecology and Environmental Sciences-Paris, iEES-Paris, F-
16 75005 Paris, France. E-mail address: romainhonorio@yahoo.fr

17 L. Jacquier, Sorbonne Université, Université Paris Est Créteil, Université Paris Diderot,
18 CNRS, INRAE, IRD, Institute of Ecology and Environmental Sciences-Paris, iEES-Paris, F-
19 75005 Paris, France. E-mail address: lauren.jacquier@gmail.com

20
21 **Abstract**

22 Urbanization brings new pressures for individuals. Among them, trace elements such as
23 cadmium are important stressors. A recent study highlights a weaker negative effect of
24 cadmium on city colonies relative to their forest counterparts in the ant *Temnothorax*
25 *nylanderi*. Here, we aim to test whether this better tolerance of city colonies in this species
26 results from (1) a better ability of workers to rear larvae despite stressful conditions and/or (2)
27 a better ability of larvae to develop properly despite stressful conditions. We performed a
28 cross-fostering experiment of workers and larvae from city and forest colonies, under
29 common garden in the laboratory. Colonies were fed using cadmium-enriched or cadmium-
30 free food for two months, and we measured four life-history traits. As expected, cadmium had
31 a negative impact on all traits. Unexpectedly, we did not observe a better tolerance of city
32 colonies to cadmium contrary to our previous study, preventing us from disentangling the
33 respective contributions of workers and larvae to cadmium tolerance. Interestingly, forest

34 colonies seem to be of better quality in our laboratory conditions. Finally, colony size
35 increased adult survival, but only in the absence of cadmium, suggesting that social buffering
36 could collapse under strong external disturbances.

37

38 **Key-words:** trace element, body size, colony size, common garden, cross-fostering,
39 urbanization.

40

41 **Introduction**

42

43 Cities are natural laboratories for investigating evolutionary changes in an urbanizing world
44 (Alberti, Marzluff, & Hunt, 2017). Urbanization and human-induced environmental changes
45 are forcing organisms to face many new pressures (Grimm *et al.*, 2008), including changes in
46 impervious land cover and increases in temperature (including the ‘urban heat island’ -
47 (Levermore *et al.*, 2018; Diamond & Martin, 2020). Pollution is also a major component of
48 urbanization (be it sound, chemicals, light or others; e.g. Westby and Medley, 2020),
49 especially trace metals which are persistent pollutants that bioaccumulate in the food chain.
50 For example, cadmium is a highly toxic trace metal to various species (e.g. increasing
51 mortality rate, decreasing hatching rate or impeding development, Gomot, 1998 (snails);
52 Järup and Åkesson, 2009 (human); Malakar *et al.*, 2009 (grasshopper)) that can be found in
53 concentrations ten times higher in cities than in rural soils (Foti *et al.*, 2017). These growing
54 pressures lead to changes in various individuals traits (physiology, morphology, phenology,
55 behavior), both plastically (e.g. changing in behavior (Ditchkoff, Saalfeld, & Gibson, 2006) or
56 morphology (Prosser, Hudson, & Thompson, 2006)) and evolutionarily (e.g. changes in
57 phenology (Chick *et al.*, 2019) or physiology (Partecke, Schwabl, & Gwinner, 2006) - see
58 also Johnson and Munshi-South, 2017; reviewed in Alberti *et al.*, 2017). For instance, urban
59 populations exhibit earlier timing of reproduction (plants: Jochner and Menzel, 2015; ants:
60 Chick *et al.*, 2019), lower corticosterone stress response (birds: Partecke *et al.*, 2006), higher
61 thermal tolerance (ants: Diamond *et al.*, 2017), decreased migratory behavior and
62 aggressiveness (birds, respectively: Evans *et al.*, 2012; Hasegawa *et al.*, 2014, and smaller
63 size (Daphnia: Brans *et al.*, 2017; spider: Dairel *et al.*, 2019).

64 Although many organisms face these pressures alone, individuals living in groups
65 benefit from a filter provided by their society against external disturbances. The social
66 environment is a key component to be considered when studying the response of social
67 species to external pressures, as it may buffer external disturbances (Straub *et al.*, 2015). For

68 example in social insects, colony size plays a role in buffering the effects of temperature, with
69 larger colonies usually having less mortality or stronger trait stability (cold: Heinze et al.,
70 1996; warm: Molet et al., 2017). This social buffering is found for various pressures, such as
71 exposure to parasites (Scharf *et al.*, 2012), seasonality (Kaspari & Vargo, 1995), starvation
72 (Heinze *et al.*, 1996; Modlmeier, Foitzik, & Scharf, 2013) and pesticides (Crall *et al.*, 2019).
73 In addition to workers, the presence of larvae can also improve colony resistance to stress in
74 harsh periods, such as under starvation (Rueppell & Kirkman, 2005; Modlmeier *et al.*, 2013).
75 Furthermore, the social environment highly modulates brood development in insect societies
76 such as in ants (Linksvayer, 2006; Wills *et al.*, 2018) or bees (Linksvayer *et al.*, 2011), and
77 therefore can influence the phenotypes produced within colonies. Cross-fostering
78 experiments, mixing worker and larval origins, are particularly useful to partition the effects
79 of the social environment, that is assessing the relative contribution of adults and larvae. For
80 example, crossfostering has been used in some ants species to assess the relative contributions
81 of genetic and social effects on individual and colony traits (Linksvayer, 2006), the influence
82 of social structure on brood development (Purcell & Chapuisat, 2012), the effects of
83 matrilines and patriline on immune defense (Armitage *et al.*, 2011) and the consequences of
84 the rearing environment on individual and colonial personalities (Keiser *et al.*, 2015).
85 However, as far as we are aware, it has never been used to investigate the relative effect of the
86 social environment and larvae themselves on the ability to tolerate stressful conditions such as
87 pollution.

88 In this study, we used a cross-fostering experiment while rearing colonies under
89 common laboratory conditions in the ant *Temnothorax nylander* in the presence or absence of
90 a stressor (cadmium). A previous study showed that city colonies were less negatively
91 affected by cadmium than forest ones for two traits: the size of produced workers and the
92 survival of larvae (Jacquier *et al.*, 2021a). In the present study, we used the same laboratory
93 rearing setup and we measured the same traits (i.e. body size at emergence and survival) as
94 well as the development duration. Moreover, in contrast with Jacquier *et al.* (2021a) who only
95 assessed worker traits, we also measured sexual production and size of sexuals. Size of
96 sexuals is an important trait linked with fitness in ants as larger sexuals have greater mating
97 success and colony founding success in some species (Abell *et al.*, 1999; Wagner & Gordon,
98 1999; Wiernasz *et al.*, 2001; Wiernasz & Cole, 2003; Fjerdingstad & Keller, 2004). By
99 performing a cross-fostering, our study allows us to test the relative contribution of the origin
100 of workers (forest or cities) and of the origin of larvae (forest or cities) on the life history
101 traits measured in presence and absence of cadmium.

102

103 **Material and methods**

104

105 *Ants rearing*

106 *Temnothorax nylanderi* is a tiny ant, nesting in acorns or twigs, widespread in western and
107 central Europe and living in small colonies (a few dozen workers), and common in urban and
108 forest habitats (Foitzik, Strätz, & Heinze, 2003). We collected colonies at two sites where a
109 differential response to cadmium has been documented (Jacquier *et al.*, 2021a). We collected
110 103 city colonies in an urban park in Paris (Parc des Buttes-Chaumont, 48°52'47.1"N;
111 2°23'45.6"E) and 109 forest colonies in a forest located 50km away from Paris (Chantilly
112 forest, 49°10'59.8"N; 2°28'43.6"E). Colonies were harvested in April 2019 and then installed
113 in the laboratory. The artificial nest consisted of two microscope slides (75 x 26 x 1 mm)
114 separated by a 1-mm auto-adhesive layer of plastic foam with 3 chambers. The top slide was
115 covered with dark paper to protect the colony from the light. The nest was placed in a plastic
116 box (11.5 x 11.5 x 5.5cm) for foraging. We discarded 52 colonies with more than one queen
117 or with no queen (28 colonies in city, 24 in forest), as well as 18 colonies (3 in city, 15 in
118 forest) with cestode-infected workers (that display typical pale-yellow coloration (Scharf *et*
119 *al.*, 2012)). We finally retained 72 queenright colonies for city habitats and 70 colonies for
120 forest habitats. Workers and larvae in each colony were counted. Colony size ranged from 3
121 to 256 workers and brood from 8 to 96 larvae. Colonies were acclimated for seven days in the
122 laboratory before the experiment began. Using a microscope, we only kept second instar
123 larvae (i.e. larvae under 2mm long with hairs mainly on the front, Plateaux, 1970), so that all
124 larvae would be exposed to cadmium at the same time and for the majority of their
125 development duration.

126

127 *Experimental design*

128 Workers and larvae had two different origins (city or forest), resulting in four different
129 crosses: city workers with city larvae from another colony (CC, 36 colonies), forest workers
130 with forest larvae from another colony (FF, 36 colonies), city workers with forest larvae (CF,
131 35 colonies) and forest workers with city larvae (FC, 35 colonies). Colonies were matched by
132 pairs for brood exchange, depending on the number of workers and larvae. Each colony
133 received all the second-instar brood from its paired colony. Larvae of the two paired colonies
134 were exchanged simultaneously, larvae remained isolated for a maximum of 15 minutes
135 without workers. Such brood exchanges have already been performed in other *Temnothorax*

136 species (Linksvayer, 2006, 2007), and the brood is accepted by workers without
137 discrimination.

138 Each colony was then exposed to a feeding treatment with two levels: control or
139 cadmium. Colonies were evenly assigned to control or cadmium treatment depending on their
140 colony size, in order to obtain a similar distribution of colony sizes within treatment levels.
141 Control colonies were fed three times a week with a mixture of diluted honey, soya yogurt
142 and dried crickets. Cadmium colonies were fed with the same mixture containing 100µg/g
143 cadmium (Jacquier *et al.*, 2021a). The concentration used in the food corresponds to the LC50
144 (the concentration that triggers 50% mortality over a given period of time), a physiologically
145 but not ecologically relevant dose. Indeed, this concentration is about fifty times higher than
146 the typical cadmium concentration measured in urban soils. However, in the field, recurrent
147 exposure to pollutants can lead to bioaccumulation and cadmium concentration can reach 102
148 mg/kg in the ant *Formica polyctena*, for a soil concentration of 2 mg.kg⁻¹ (Starý &
149 Kubizňáková, 1987). Therefore, the concentration that we used was high but still in the upper
150 range of real field values (Jacquier *et al.*, 2021a). We used 15 “CC”, “FC” and “FF” colonies,
151 and 16 colonies “CF” with control food. We assigned more colonies to cadmium treatment in
152 order to compensate for the potential risk of mortality, so we used 21 “CC” and “FF”
153 colonies, 19 “CF” colonies and 20 “FC” colonies with cadmium food.

154 Colonies were reared in a climatic chamber (reference CTS TP10/600) at 22-27°C –
155 12h : 12h cycle with natural photoperiod for 64 days, so that larvae could emerge as adults
156 (Molet *et al.*, 2017). Workers that emerged in the laboratory (called “laboratory-born
157 workers”) were identified based on their pale color and collected once they started to move.
158 They were anesthetized by cooling down and stored in 96% ethanol for morphological
159 measurements (see below). Newly-laid eggs were removed every week to prevent the
160 hatching of additional larvae in order to keep the initial number of larvae constant and not to
161 interfere with the experimental larvae that originate from crosses. To do so, we removed the
162 top microscope slide from the nest, took out the eggs, and then let the colony move to a new
163 nest positioned just in front of the old one. This way, we did not need to put a microscope
164 slide back on the nest, which could have crushed some workers.

165 Adult workers born in the field were removed from the colonies when they died and
166 counted to compute the worker mortality rate. The emergence rate was computed as the ratio
167 between the number of larvae that developed to adulthood over the number of larvae initially
168 given to the colony. For each produced worker, gyne and male, we also measured the

169 development duration (computed as the number of days from the beginning of the experiment
170 to emergence) as well as the head width (see below).

171

172 *Size measurement*

173 For morphological measurements, heads were separated from bodies. Heads were stuck on
174 double-sided tape and photographed under a Discovery V12 Zeiss stereomicroscope
175 connected to a computer via a Zeiss AxioCam ICc 5 video camera and measured with ImageJ
176 1.8 (Abràmoff, Magalhães, & Ram, 2004). Head width is a standard measurement of body
177 size in ants (Tschinkel, Mikheyev, & Storz, 2003).

178

179 *Statistical analyses*

180 We investigated the effects of worker origin (forest/city), larval origin (forest/city), treatment
181 (cadmium/control) and the initial colony size on the adult mortality rate, the emergence rate,
182 the development duration of produced individuals (sexuals and workers) and the size of
183 produced individuals. We included a second-order interaction between feeding treatment,
184 larval origin and worker origin, that allowed us to test whether the effect of treatment differed
185 across each crossing combination. We also included the interaction between the feeding
186 treatment and the colony size to investigate whether larger colonies were less affected by
187 cadmium than smaller ones.

188 All statistical analyses were carried out with R v3.6.1 (www.r-project.org). All plots
189 were generated using *ggplot2* (Wickham, 2009). First, we assessed the effect of predictor
190 variables on colony-level dependent variables (adult worker mortality rate, emergence rate,
191 and the head width of produced individuals) using generalized linear models (GLMs). Adult
192 worker mortality and emergence were analyzed using quasibinomial distribution. Finally, we
193 assessed the effect of predictor variables on the development duration and the head width of
194 emerged individuals, two individual-level dependent variables, using linear mixed models
195 (LMMs, package *nlme*, (Pinheiro *et al.*, 2016)), with colony as random factor to take into
196 account pseudo-replication. All models are summarized in Table 1.

197 For each analysis, the minimum adequate model was selected using a backward
198 stepwise approach where explicative variables were removed one by one from a full model
199 based on a log likelihood ratio test. Fisher or Chi^2 tests (according to the type of model used)
200 and associated *P*-values for each predictive variable were obtained to obtain the *P*-values for
201 each predictor variable by comparing the minimum adequate model with a model excluding
202 or including the variable of interest (according to whether the variable was present in or

203 absent from the minimal adequate model respectively). We first tested the significance level
204 of the second-order interaction, then first-order interactions. Normality of the residuals and
205 homogeneity of variances were checked visually following (Pinheiro & Bates, 2000); no
206 transformation of the data was necessary.

207

208 *Data availability statement*

209 The dataset and R scripts are available on Zenodo (10.5281/zenodo.5105734).

210

211 **Results**

212

213 Six queens died during the experiment (one ‘FF’, ‘FC’ and ‘CC’ colony; three ‘CC’ colonies)
214 and their colonies were excluded from data analyses. Our final dataset consisted of 136
215 queenright colonies. We collected a total of 1 688 workers, 1 092 males, one intercaste
216 (worker phenotype with two ocelli, Okada et al., 2013) and 134 gynes. As we collected gynes
217 from only 15 colonies (13 control colonies: four ‘FF’ colonies, three ‘CC’, ‘CF’ and ‘FC’
218 colonies; two cadmium colonies: one ‘CF’ and one ‘FF’ colony), we did not include gynec
219 production in our dataset because of a lack of statistical power, with only five gynes under
220 cadmium treatment.

221 Whatever the variables measured, we did not find a significant second-order
222 interaction (Treatment : Worker origin : Larva origin, Table 1), i.e. there was no differential
223 sensitivity to cadmium depending on the crossing. Moreover, contrary to our expectation,
224 there was no better cadmium tolerance in city colonies: we did not find any interaction
225 between Treatment and Worker origin (at the exception of male development duration, see
226 below) or Treatment : Larval origin interaction (Table 1). Those interactions were therefore
227 removed from the model and in the following results, we only present the main effects of
228 worker origin, larval origin, colony size and treatment, as well as the interaction between
229 colony size and treatment (detailed statistics are presented in Table 1).

230

231 *Adult mortality rate*

232 Cadmium increased adult mortality rate by 148% (Treatment effect, $F_{131:133} = 92.43$, $P <$
233 0.001 ; figure 1a). The origin of workers (city or forest) significantly affected the mortality
234 rate ($F_{131:132} = 7.72$, $P = 0.0060$) with city workers (‘CC’ and ‘CF’) having a 14% higher
235 mortality rate than forest workers (origin of workers effect, $F_{131:132} = 7.72$, $P = 0.0060$; figure
236 1a). Not surprisingly, there was no effect of the origin of larvae (Table 1). The mortality rate

237 marginally differed depending on the treatment in interaction with the colony size (Treatment
238 x Colony size interaction, $F_{131:132} = 3.67$, $P = 0.057$). The mortality rate increased with the
239 initial colony size under cadmium, while it decreased with the initial colony size in the control
240 (figure 2).

241

242 *Emergence rate and development duration*

243 Cadmium decreased emergence rate by 50% (Treatment effect, $F_{131:132} = 107.93$, $P < 0.001$;
244 figure 1b). The origin of workers had no effect on emergence rate ($F_{129:131} = 0.55$, $P = 0.60$;
245 figure 1b) whereas the origin of larvae significantly affected the emergence rate (origin of
246 larvae effect, $F_{131:132} = 7.54$, $P = 0.0070$, figure 1b) with forest larvae having a 17% higher
247 emergence rate than city larvae. There was no effect of colony size on emergence rate (Table
248 1).

249 The development of produced individuals was 6% longer under cadmium (Treatment
250 effect, workers: $\chi^2_1 = 7.14$, $P = 0.007$; figure 1c - males: $\chi^2_1 = 64.69$, $P < 0.001$; figure 1d).
251 The origin of workers had no effect on worker development duration whereas the origin of
252 larvae had a significant effect (origin of larvae effect, $\chi^2_1 = 4.22$, $P = 0.039$; Table 1). Forest
253 larvae took 3.1% less time to develop into adult workers than city larvae (figure 1c). We
254 found no effect of colony size on the development duration of larvae (Table 1). Regarding
255 males, we found a marginally significant Treatment : Worker origin interaction ($\chi^2_1 = 3.82$, P
256 $= 0.051$), with longer development under cadmium for males, but not under control. The
257 origin of larvae had no effect on the development duration of males (Table 1). Development
258 duration increased with the initial colony size (Colony size effect, workers: $\chi^2_1 = 6.22$, $P =$
259 0.012 ; males: $\chi^2_1 = 5.07$, $P = 0.024$).

260

261 *Size (head width) of produced individuals*

262 Cadmium reduced the size of the produced workers and males by 14% and 16% respectively
263 (Treatment effect, workers: $\chi^2_1 = 157.97$, $P < 0.001$; figure 3a - males: $\chi^2_1 = 156.24$, $P <$
264 0.001 ; figure 3b). Neither worker origin nor larvae origin had an effect on worker head width
265 (Table1). Colony size had no effect on worker head width (Table 1). Regarding males, forest
266 workers produced marginally larger males relative to city workers (+2.3%, effect of worker
267 origin, $\chi^2_1 = 3.57$, $P = 0.059$; figure 3b). Larvae origin and colony size had no effect on male
268 head width (Table 1).

269

270

271 **Discussion**

272

273 We aimed at disentangling the implications of workers (the social environment) and larvae in
274 the better cadmium tolerance of larvae previously observed in city colonies by Jacquier et al.
275 (2021a). Just like other studies (den Besten *et al.*, 1989; Gomot, 1998; Cervera *et al.*, 2004;
276 Demenesku *et al.*, 2014; Jacquier *et al.*, 2021a), we found that cadmium had a negative
277 impact on all life history traits measured, i.e. it increased worker mortality rate (+148%),
278 reduced emergence rate (-50%), extended development duration (+6%) and reduced the size
279 of individuals, for both workers (-14%) and males (-16%). The intensity of the effect on
280 workers was of the same order of magnitude as in Jacquier et al. (2021a). However, in
281 contrast with Jacquier *et al.* (2021a), the effect of cadmium was similar in city and forest
282 colonies regarding emergence rate and worker head width, preventing us from disentangling
283 the effect of workers and larvae on the expected differential cadmium tolerance. This absence
284 of differential response between habitats could result from annual random variation and the
285 fact that a comparison between only two sites did not allow us to detect a difference in our
286 study. However, our sample size in terms of number of colonies was large, excluding a lack
287 of statistical power. In addition, the differential response between the two habitats was
288 observed for five replicated comparisons (Jacquier *et al.*, 2021a,b) making chance an unlikely
289 explanation. Also, as the same persons performed the experiments, with the same laboratory
290 set up (even though in our experiment larvae were manipulated which was not the case in
291 Jacquier et al (2021a) – see below), we think that the observed difference is a true biological
292 phenomenon.

293 We propose three non-mutually exclusive hypotheses that could explain the
294 unexpected absence of a differential cadmium tolerance between forest and city colonies. A
295 first explanation is a disruptive effect of cross-fostering. This experimental method is
296 commonly used to split the relative contributions of different social aspects on measured traits
297 in ants (Linksvayer, 2006; Armitage *et al.*, 2011; Purcell & Chapuisat, 2012). Therefore, adult
298 workers had to rear larvae from foreign colonies. Because workers are unrelated to these
299 larvae, they may invest less in rearing them. However, Foitzik et al., (2007) showed that in
300 *Temnothorax nylanderi* there was little to no discrimination of non-nestmates, maybe because
301 colonies and populations are weakly differentiated genetically and thus could have similar
302 cuticular hydrocarbons, therefore impeding worker discrimination based on this cue. Besides,
303 as in other successful cross-fostering experiments (Linksvayer, 2006; Armitage *et al.*, 2011;
304 Purcell & Chapuisat, 2012), larvae were largely accepted by workers at the beginning of our

305 experiment (more than 90% of the brood survived after the larval exchange between
306 colonies), so workers are probably not able to detect that larvae originated from another
307 colony. A second hypothesis is a within year variation of cadmium tolerance. We collected
308 colonies in April, whereas (Jacquier *et al.*, 2021a) collected them in February. In some
309 species, trace metals show a seasonal pattern of accumulation, correlated with seasonal
310 variation in detoxification enzymes or proteins (Fialkowski *et al.*, 2003; Gorbi, Baldini, &
311 Regoli, 2005). Recent data suggest that the better cadmium tolerance of city colonies depends
312 on both hibernation temperature and the period of the year at which the experiment was
313 conducted (Jacquier *et al.*, 2021b; Jacquier *et al.*, *under review*). In this study, we collected
314 colonies later (April) than in (Jacquier *et al.*, 2021a), in order to obtain more sexuals. This
315 may have impeded further differential cadmium tolerance between city and forest colonies, as
316 Jacquier *et al.* (*under review*) showed that colonies collected several weeks after hibernation
317 (and therefore with eggs that were laid after the hibernation period, i.e. early June here) do not
318 have differential emergence rates in response to cadmium. Further studies are needed to
319 investigate the possible effect of within-year variation in environmental factors on cadmium
320 tolerance between the two habitats, since urban and forest ants have a slightly shifted
321 phenology (Chick *et al.*, 2019). A last hypothesis stands in inter-annual variation in cadmium
322 tolerance. In Jacquier *et al.* (2021a), urban colonies tolerated cadmium better than forest
323 colonies, but the level of differential tolerance varied among sites and years. In this study, we
324 only used one study site, therefore we lack replication and the observed results could be due
325 to natural variation in cadmium tolerance at this site for this particular year. Moreover,
326 Jacquier *et al.* (2021b) suggested that cadmium tolerance could also depend on environmental
327 factors such as hibernation temperature. Colonies may have experienced special climatic
328 conditions the year of our experiment, and therefore we found results that contrast with
329 previous findings.

330 Our study quantified the effect of cadmium on male production, and therefore the
331 potential consequences on the reproductive success of colonies. In *T. nylanderi*, brood
332 production is highly synchronized (Kipyatkov, 1993), but males develop faster than workers
333 (our study and (Jacquier *et al.*, 2021a). As we started our study later (April vs February –
334 March for Jacquier *et al.* 2021a) and winter was milder, colonies were probably more
335 advanced in the process of male production. The relative lack of gyne production is not
336 surprising, given that resource allocation can be redirected towards workers and males after a
337 large worker loss (29% on average for control colonies, 72% for cadmium colonies at the end
338 of the experiment) in this species (Foitzik & Heinze, 2000; Foitzik *et al.*, 2003; Honorio,

339 Doums, & Molet, 2020). Forest workers reared males that were 1.7% larger than those reared
340 by city workers. Thus, when forest workers reared larvae, they produced larger males
341 whatever the origin of larvae and whatever the treatment. Larger males have greater mating
342 success and sperm production in ants (Abell *et al.*, 1999; Wiernasz *et al.*, 2001; Brown &
343 Keller, 2006), therefore forest colonies may have a higher fitness than city colonies whatever
344 the treatment, suggesting a better general condition. As adult city workers unexpectedly faced
345 a higher mortality (in contrast with Jacquier *et al.* (2021a), a hypothesis is that city workers
346 may have undergone higher stress levels, maybe leading to less brood care.

347 Different studies documented phenotypic divergence between city and rural insect
348 populations. For example, body size is sometimes higher (Weller & Ganzhorn, 2004; y
349 Gomez & Van Dyck, 2012; Lowe, Wilder, & Hochuli, 2014; Merckx *et al.*, 2018; Theodorou
350 *et al.*, 2021) and sometimes lower (Merckx *et al.*, 2018; Eggenberger *et al.*, 2019) in city
351 populations depending on the species. Interestingly, in *Temnothorax* species, previous studies
352 found no differences in worker size across urban and rural populations (Yilmaz *et al.*, 2019;
353 Jacquier *et al.*, 2021a). Emergence rate (grasshoppers: Gomez and Van Dyck, 2012;
354 damselfly: Tüzün *et al.*, 2017) and development duration in the field also differs between
355 urban and rural populations depending on the species (mosquitoes: Li *et al.*, 2014, damselfly:
356 Tüzün *et al.*, 2017). In this study, we found a limited effect of the origin of larvae,
357 independently of the feeding treatment, and no effect of the social environment, except for
358 male size. Forest larvae had a 17% higher emergence rate and a 3.1% shorter development
359 duration but a 2.3% larger size at emergence when they developed into workers, therefore
360 appearing to be of better quality (even though worker size does not seem to be of primary
361 value for colony fitness in this species (Colin *et al.*, 2017; Honorio *et al.*, 2020, 2021 - but see
362 Modlmeier *et al.*, 2013). Our study does not allow to further substantiate the processes
363 involved, but two potential proximate mechanisms can be proposed. First, city colonies may
364 have had a poor physiological and metabolic state at the beginning of the experiment because
365 they faced multiple stressors related to their urban environment prior to the experiment.
366 Therefore, city queens could lay lower quality eggs, with larvae that develop slower and
367 undergo lower emergence rate. Differences in egg provisioning through maternal or epigenetic
368 effects can generate differences in development and emergence rate between larvae. For
369 instance, juvenile hormone and ecdysteroid are transmitted to brood and influence
370 development and emergence rate in ants (Schwander *et al.*, 2008; Cahan, Graves, & Brent,
371 2011; Libbrecht *et al.*, 2013) - see also (LeBoeuf *et al.*, 2016, 2018). Second, the differences
372 between city and forest colonies could be genetically determined, as a recent study found a

373 few discriminating loci (Khimoun *et al.*, 2020). However, this study also highlighted a lack of
374 genetic differentiation between urban and forest populations.

375 Another important social trait is colony size. Stress tolerance increases with colony
376 size in many eusocial species (Naug, 2009; Scharf *et al.*, 2012; Modlmeier *et al.*, 2013; Crall
377 *et al.*, 2019). Here, we found no buffering effect of colony size with the exception of a
378 contrasting effect on worker mortality rate (positive relationship under control treatment, but
379 negative under cadmium) and a positive relationship with the development duration of
380 workers and males. This is surprising, as other studies on *T. nylanderi* showed that larger
381 colonies better resist starvation (Modlmeier *et al.*, 2013), parasites (Scharf *et al.*, 2012) or
382 high temperatures (Molet *et al.*, 2017). (Jacquier *et al.*, 2021a) did not find any buffering
383 effect of colony size on worker mortality, whatever the treatment. This suggests that the
384 buffering effect of colony size in *Temnothorax nylanderi* is quite unstable and may depend on
385 the measured traits and on the time at which the experiment is conducted. The absence of
386 buffering effect of colony size under cadmium in our study could be explained by a higher
387 sensitivity of large colonies to disturbances. Having more individuals could enhance the
388 exposures to various stressors (pathogens, parasites, pollutions, etc.) and their transmission to
389 nestmates. For example, in honey bees, larger colonies could be more sensitive to sublethal
390 effects of pesticides and pathogens and undergo colony collapse disorder (Barron, 2015).
391 When the disturbance is too high, larger colonies could be more destabilized and collapse.
392 Thus, social organisms could be more exposed and vulnerable to environmental stressors than
393 solitary organisms. Finally, the positive relationship between colony size and the development
394 duration of workers and males is consistent with the loss of per-capita productivity as a
395 function of colony size, found in many ant species (reviewed in Kramer *et al.*, 2014).

396 To conclude, we did not find any difference in cadmium tolerance between forest and
397 city colonies, so we were not able to assess the relative contributions of social environment and
398 larval intrinsic factors. Replicating this study with colonies collected at the end of winter (the
399 period at which a differential response to cadmium was found between forest and city
400 colonies) would be necessary to assess it. However, interestingly, we found phenotypic
401 differences between forest and city colonies, independently of the treatment, with forest
402 larvae having a higher emergence rate and turning into larger workers. These differences were
403 independent of the social environment, i.e. workers, contrasting with previous studies on other
404 social insect species (Pankiw, Tarpay, & Page, 2002; Linksvayer, 2006, 2007; Linksvayer *et*
405 *al.*, 2011; Armitage *et al.*, 2011). However, regarding males, we found a slight effect of the
406 social environment, suggesting a higher social control on the phenotype of sexuals than on

407 that of workers. We suggest that more attention should be paid to the role of the social
408 environment in phenotypic divergence. Since our studies only involved two sites and one
409 species, the generalization of our results will require the assessment of additional locations
410 and species.

411

412 **Acknowledgments**

413 We thank Romain Péronnet for technical assistance and ant collection. We thank the three
414 anonymous reviewers for their helpful comments on the manuscript.

415

416 **Author's contributions**

417 LJ and RH designed the study, collected and reared ants, performed the experiment and
418 statistical analyses, and wrote the manuscript. CD designed the study, contributed to statistical
419 analyses and wrote the manuscript. MM designed the study, wrote the manuscript and
420 supervised the project. All authors read and approved the final manuscript.

421

422 **Funding**

423 This work was funded by the Institute of Ecology and Environmental Sciences - Paris and the
424 Institut de la Transition Environnementale de Sorbonne Université.

425

426 **Compliance with ethical standards**

427

428 **Conflict of interest**

429 The authors declare that they have no conflict of interest.

430

431 **Ethical approval**

432 All applicable international, national and/or institutional guidelines for the care and use of
433 animals were followed.

434

435 **References**

- 436 **Abell AJ, Cole BJ, Reyes R & Wiernasz DC. 1999.** Sexual selection on body size and shape
437 in the western harvester ant, *Pogonomyrmex occidentalis* Cresson. *Evolution* **53**: 535–545.
- 438 **Abràmoff MD, Magalhães PJ & Ram SJ. 2004.** Image processing with imageJ.
439 *Biophotonics International* **11**: 36–41.
- 440 **Alberti M, Marzluff J & Hunt VM. 2017.** Urban driven phenotypic changes: Empirical
441 observations and theoretical implications for eco-evolutionary feedback. *Philosophical*
442 *Transactions of the Royal Society B: Biological Sciences* **372**.
- 443 **Armitage SAO, Broch JF, Marín HF, Nash DR & Boomsma JJ. 2011.** Immune defense in
444 leaf-cutting ants: a cross-fostering approach. *Evolution; International Journal of Organic*
445 *Evolution* **65**: 1791–1799.
- 446 **Barron AB. 2015.** Death of the bee hive: Understanding the failure of an insect society.
447 *Current Opinion in Insect Science* **10**: 45–50.
- 448 **den Besten PJ, Herwig HJ, Zandee DI & Voogt PA. 1989.** Effects of cadmium and PCBs
449 on reproduction of the sea star *Asterias rubens*: Aberrations in the early development.
450 *Ecotoxicology and Environmental Safety* **18**: 173–180.
- 451 **Brans KI, Jansen M, Vanoverbeke J, Tüzün N, Stoks R & De Meester L. 2017.** The heat
452 is on: Genetic adaptation to urbanization mediated by thermal tolerance and body size. *Global*
453 *Change Biology* **23**: 5218–5227.
- 454 **Brown WD & Keller L. 2006.** Resource supplements cause a change in colony sex-ratio
455 specialization in the mound-building ant, *Formica exsecta*. *Behavioral Ecology and*
456 *Sociobiology* **60**: 612–618.
- 457 **Cahan SH, Graves CJ & Brent CS. 2011.** Intergenerational effect of juvenile hormone on
458 offspring in *Pogonomyrmex* harvester ants. *Journal of Comparative Physiology B:*
459 *Biochemical, Systemic, and Environmental Physiology* **181**: 991–999.
- 460 **Cervera A, Maymó AC, Sendra M, Martínez-Pardo R & Garcerá MD. 2004.** Cadmium
461 effects on development and reproduction of *Oncopeltus fasciatus* (Heteroptera: Lygaeidae).
462 *Journal of Insect Physiology* **50**: 737–749.
- 463 **Chick LD, Strickler SA, Perez A, Martin RA & Diamond SE. 2019.** Urban heat islands
464 advance the timing of reproduction in a social insect. *Journal of Thermal Biology* **80**: 119–
465 125.
- 466 **Colin T, Doums C, Péronnet R & Molet M. 2017.** Decreasing worker size diversity does
467 not affect colony performance during laboratory challenges in the ant *Temnothorax nylanderii*.
468 *Behavioral Ecology and Sociobiology* **71**: 92.
- 469 **Crall JD, de Bivort BL, Dey B & Versypt ANF. 2019.** Social buffering of pesticides in
470 bumblebees: Agent-based modeling of the effects of colony size and neonicotinoid exposure
471 on behavior within nests. *Frontiers in Ecology and Evolution* **7**.

- 472 **Dahirel M, De Cock M, Vantieghem P & Bonte D. 2019.** Urbanization-driven changes in
473 web building and body size in an orb web spider. *Journal of Animal Ecology* **88**: 79–91.
- 474 **Demenesku J, Mirkov I, Ninkov M, Popov Aleksandrov A, Zolotarevski L,**
475 **Kataranovski D & Kataranovski M. 2014.** Acute cadmium administration to rats exerts
476 both immunosuppressive and proinflammatory effects in spleen. *Toxicology* **326**: 96–108.
- 477 **Diamond SE, Chick L, Perez A, Strickler SA & Martin RA. 2017.** Rapid evolution of ant
478 thermal tolerance across an urban-rural temperature cline. *Biological Journal of the Linnean*
479 *Society* **121**: 248–257.
- 480 **Diamond SE & Martin RA. 2020.** Evolutionary Consequences of the Urban Heat Island.
481 Urban Evolutionary Biology, 91-110. Oxford University Press.
- 482 **Ditchkoff SS, Saalfeld ST & Gibson CJ. 2006.** Animal behavior in urban ecosystems:
483 Modifications due to human-induced stress. *Urban Ecosystems* **9**: 5–12.
- 484 **Eggenberger H, Frey D, Pellissier L, Ghazoul J, Fontana S & Moretti M. 2019.** Urban
485 bumblebees are smaller and more phenotypically diverse than their rural counterparts. *Journal*
486 *of Animal Ecology* **88**: 1522–1533.
- 487 **Evans KL, Newton J, Gaston KJ, Sharp SP, McGowan A & Hatchwell BJ. 2012.**
488 Colonisation of urban environments is associated with reduced migratory behaviour,
489 facilitating divergence from ancestral populations. *Oikos* **121**: 634–640.
- 490 **Fialkowski W, Rainbow PS, Smith BD & Zmudzinski L. 2003.** Seasonal variation in trace
491 metal concentrations in three talitrid amphipods from the Gulf of Gdansk, Poland. *Journal of*
492 *Experimental Marine Biology and Ecology* **288**: 81–93.
- 493 **Fjerdingstad EJ & Keller L. 2004.** Relationships between phenotype, mating behavior, and
494 fitness of queens in the ant *Lasius niger*. *Evolution* **58**: 1056–1063.
- 495 **Foitzik S, Sturm H, Pusch K, D’Ettorre P & Heinze J. 2007.** Nestmate recognition and
496 intraspecific chemical and genetic variation in *Temnothorax* ants. *Animal Behaviour* **73**: 999–
497 1007.
- 498 **Foitzik S & Heinze J. 2000.** Intraspecific parasitism and split sex ratios in a monogynous and
499 monandrous ant (*Leptothorax nylanderi*). *Behavioral Ecology and Sociobiology* **47**: 424–431.
- 500 **Foitzik S, Strätz M & Heinze J. 2003.** Ecology, life history and resource allocation in the
501 ant, *Leptothorax nylanderi*. *Journal of Evolutionary Biology* **16**: 670–680.
- 502 **Foti L, Dubs F, Gignoux J, Lata JC, Lerch TZ, Mathieu J, Nold F, Nunan N, Raynaud**
503 **X, Abbadie L & Barot S. 2017.** Trace element concentrations along a gradient of urban
504 pressure in forest and lawn soils of the Paris region (France). *Science of the Total*
505 *Environment* **598**: 938–948.
- 506 **y Gomez GSM & Van Dyck H. 2012.** Ecotypic differentiation between urban and rural
507 populations of the grasshopper *Chorthippus brunneus* relative to climate and habitat
508 fragmentation. *Oecologia* **169**: 125–133.

- 509 **Gomot A. 1998.** Toxic effects of cadmium on reproduction, development, and hatching in the
510 freshwater snail *Lymnaea stagnalis* for water quality monitoring. *Ecotoxicology and*
511 *Environmental Safety* **41**: 288–297.
- 512 **Gorbi S, Baldini C & Regoli F. 2005.** Seasonal Variability of Metallothioneins, Cytochrome
513 P450, Bile Metabolites and Oxyradical Metabolism in the European Eel *Anguilla anguilla* L.
514 (*Anguillidae*) and Striped Mullet *Mugil cephalus* L. (*Mugilidae*). *Archives of Environmental*
515 *Contamination and Toxicology* **49**: 62–70.
- 516 **Grimm NB, Faeth SH, Golubiewski NE, Redman CL, Wu J, Bai X & Briggs JM. 2008.**
517 Global change and the ecology of cities. *Science* **319**: 756–760.
- 518 **Hasegawa M, Ligon RA, Giraudeau M, Watanabe M & McGraw KJ. 2014.** Urban and
519 colorful male house finches are less aggressive. *Behavioral Ecology* **25**: 641–649.
- 520 **Heinze J, Stahl M & Hölldobler B. 1996.** Ecophysiology of hibernation in boreal
521 *Leptothorax* ants (Hymenoptera: Formicidae). *Ecoscience* **3**: 429–435.
- 522 **Honorio R, Doums C & Molet M. 2020.** Manipulation of worker size diversity does not
523 affect colony fitness under natural conditions in the ant *Temnothorax nylanderi*. *Behavioral*
524 *Ecology and Sociobiology* **74**: 104.
- 525 **Honorio R, Doums C & Molet M. 2021.** Worker Size Diversity Has No Effect on
526 Overwintering Success under Natural Conditions in the Ant *Temnothorax nylanderi*. *Insects*
527 **12**: 379.
- 528 **Jacquier L, Doums C, Four-Chaboussant A, Peronnet R, Tirard C & Molet M. 2021a.**
529 Urban colonies are more resistant to a trace metal than their forest counterparts in the ant
530 *Temnothorax nylanderi*. *Urban Ecosystems* **24**: 561–570.
- 531 **Jacquier L, Molet M, Bocquet C & Doums C. 2021b.** Hibernation Conditions Contribute to
532 the Differential Resistance to Cadmium between Urban and Forest Ant Colonies. *Animals* **11**:
533 1050.
- 534 **Järup L & Åkesson A. 2009.** Current status of cadmium as an environmental health
535 problem. *Toxicology and Applied Pharmacology* **238**: 201–208.
- 536 **Jochner S & Menzel A. 2015.** Urban phenological studies - Past, present, future.
537 *Environmental Pollution* **203**: 250–261.
- 538 **Johnson MTJ & Munshi-South J. 2017.** Evolution of life in urban environments. *Science*
539 **358**.
- 540 **Kaspari M & Vargo EL. 1995.** Colony size as a buffer against seasonality: Bergmann's rule
541 in social insects. *American Naturalist* **145**: 610–632.
- 542 **Keiser CN, Wright CM, Singh N, DeShane JA, Modlmeier AP & Pruitt JN. 2015.** Cross-
543 fostering by foreign conspecific queens and slave-making workers influences individual- and
544 colony-level personality. *Behavioral Ecology and Sociobiology* **69**: 395–405.

- 545 **Khimoun A, Doums C, Molet M, Kaufmann B, Peronnet R, Eyer PA & Mona S. 2020.**
546 Urbanization without isolation: The absence of genetic structure among cities and forests in
547 the tiny acorn ant *Temnothorax nylanderi*. *Biology Letters* **16**: 20190741.
- 548 **Kipyatkov VE. 1993.** Annual cycles of development in ants: diversity, evolution, regulation.
549 In: *Proceedings of the colloquia on social insects*. Russian-Speaking Section of the IUSI,
550 25–48.
- 551 **Kramer BH, Scharf I & Foitzik S. 2014.** The role of per-capita productivity in the evolution
552 of small colony sizes in ants. *Behavioral Ecology and Sociobiology* **68**: 41–53.
- 553 **LeBoeuf AC, Waridel P, Brent CS, Gonçalves AN, Menin L, Ortiz D, Riba-Grognuz O,**
554 **Koto A, Soares ZG, Privman E, Miska EA, Benton R & Keller L. 2016.** Oral transfer of
555 chemical cues, growth proteins and hormones in social insects. *eLife* **5**: 1–28.
- 556 **LeBoeuf AC, Cohan AB, Stoffel C, Brent CS, Waridel P, Privman E, Keller L &**
557 **Benton R. 2018.** Molecular evolution of juvenile hormone esterase-like proteins in a socially
558 exchanged fluid. *Scientific Reports* **8**: 1–10.
- 559 **Levermore G, Parkinson J, Lee K, Laycock P & Lindley S. 2018.** The increasing trend of
560 the urban heat island intensity. *Urban Climate* **24**: 360–368.
- 561 **Li Y, Kamara F, Zhou G, Puthiyakunnon S, Li C, Liu Y, Zhou Y, Yao L, Yan G & Chen**
562 **XG. 2014.** Urbanization Increases *Aedes albopictus* Larval Habitats and Accelerates
563 Mosquito Development and Survivorship. *PLOS Neglected Tropical Diseases* **8**: e3301.
- 564 **Libbrecht R, Corona M, Wende F, Azevedo DO, Serrão JE & Keller L. 2013.** Interplay
565 between insulin signaling, juvenile hormone, and vitellogenin regulates maternal effects on
566 polyphenism in ants. *Proceedings of the National Academy of Sciences of the United States of*
567 *America* **110**: 11050–11055.
- 568 **Linksvayer TA. 2006.** Direct, maternal, and subsocial genetic effects on individual and
569 colony traits in an ant. *Evolution* **60**: 2552.
- 570 **Linksvayer TA. 2007.** Ant species differences determined by epistasis between brood and
571 worker genomes. *PLoS ONE* **2**.
- 572 **Linksvayer TA, Kaftanoglu O, Akyol E, Blatch S, Amdam G V. & Page RE. 2011.** Larval
573 and nurse worker control of developmental plasticity and the evolution of honey bee queen–
574 worker dimorphism. *Journal of Evolutionary Biology* **24**.
- 575 **Lowe EC, Wilder SM & Hochuli DF. 2014.** Urbanisation at Multiple Scales Is Associated
576 with Larger Size and Higher Fecundity of an Orb-Weaving Spider. *PLOS ONE* **9**: e105480.
- 577 **Malakar C, Ganguly A & Haldar P. 2009.** Influence of cadmium on growth, survival and
578 clutch size of a common Indian short horned grasshopper, *Oxya fuscovittata*. *Am. J. Toxicol.*
579 *Sci* **1**: 32–36.
- 580 **Merckx T, Souffreau C, Kaiser A, Baardsen LF, Backeljau T, Bonte D, Brans KI, Cours**
581 **M, Dahirel M, Debortoli N, Wolf KD, Engelen JMT, Fontaneto D, Gianuca AT, Govaert**
582 **L, Hendrickx F, Higuti J, Lens L, Martens K, Matheve H, Matthysen E, Piano E, Sablon**

- 583 **R, Schön I, Doninck KV, Meester LD & Dyck HV. 2018.** Body-size shifts in aquatic and
584 terrestrial urban communities. *Nature* **558**: 113.
- 585 **Modlmeier AP, Foitzik S & Scharf I. 2013.** Starvation endurance in the ant *Temnothorax*
586 *nylanderi* depends on group size, body size and access to larvae. *Physiological Entomology*
587 **38**: 89–94.
- 588 **Molet M, Péronnet R, Couette S, Canovas C & Doums C. 2017.** Effect of temperature and
589 social environment on worker size in the ant *Temnothorax nylanderi*. *Journal of Thermal*
590 *Biology* **67**: 22–29.
- 591 **Naug D. 2009.** Structure and resilience of the social network in an insect colony as a function
592 of colony size. *Behavioral Ecology and Sociobiology* **63**: 1023–1028.
- 593 **Okada Y, Plateaux L & Peeters C. 2013.** Morphological variability of intercastes in the ant
594 *Temnothorax nylanderi*: pattern of trait expression and modularity. *Insectes sociaux* **60**: 319–
595 328.
- 596 **Pankiw T, Tarpay DR & Page RE. 2002.** Genotype and rearing environment affect honeybee
597 perception and foraging behaviour. *Animal Behaviour* **64**: 663–672.
- 598 **Partecke J, Schwabl I & Gwinner E. 2006.** Stress and the city: Urbanization and its effects
599 on the stress physiology in European Blackbirds. *Ecology* **87**: 1945–1952.
- 600 **Pinheiro JC, Bates DM, DebRoy S & Sarkar D. 2016.** R Core Team (2016) nlme: linear
601 and nonlinear mixed effects models. R package version 3.1-128.
- 602 **Pinheiro JC & Bates DM. 2000.** Linear mixed-effects models: basic concepts and examples.
603 *Mixed-effects models in S and S-Plus*: 3–56.
- 604 **Plateaux L. 1970.** Sur le polymorphisme social de la fourmi *Leptothorax nylanderi* (Förster).
605 I. Morphologie et biologie comparées des castes. *Annales des Sciences Naturelles, Zoologie et*
606 *Biologie Animale* **12**: 373–478.
- 607 **Prosser C, Hudson S & Thompson MB. 2006.** Effects of Urbanization on Behavior,
608 Performance, and Morphology of the Garden Skink, *Lampropholis guichenoti*. *Journal of*
609 *Herpetology* **40**: 151–159.
- 610 **Purcell J & Chapuisat M. 2012.** The influence of social structure on brood survival and
611 development in a socially polymorphic ant: insights from a cross-fostering experiment.
612 *Journal of Evolutionary Biology* **25**: 2288–2297.
- 613 **Rueppell O & Kirkman RW. 2005.** Extraordinary starvation resistance in *Temnothorax*
614 *rugatulus* (Hymenoptera, Formicidae) colonies: Demography and adaptive behavior. *Insectes*
615 *Sociaux* **52**: 282–290.
- 616 **Scharf I, Modlmeier AP, Beros S & Foitzik S. 2012.** Ant societies buffer individual-level
617 effects of parasite infections. *American Naturalist* **180**: 671–683.
- 618 **Schwander T, Humbert JY, Brent CS, Cahan SH, Chapuis L, Renai E & Keller L. 2008.**
619 Maternal Effect on Female Caste Determination in a Social Insect. *Current Biology* **18**: 265–
620 269.

- 621 **Starý P & Kubizňáková J. 1987.** Content and transfer of heavy metal air pollutants in
622 populations of *Formica* spp. wood ants (Hym., Formicidae). *Journal of Applied Entomology*
623 **104**: 1–10.
- 624 **Straub L, Williams GR, Pettis J, Fries I & Neumann P. 2015.** Superorganism resilience:
625 Eusociality and susceptibility of ecosystem service providing insects to stressors. *Current*
626 *Opinion in Insect Science* **12**: 109–112.
- 627 **Theodorou P, Baltz LM, Paxton RJ & Soro A. 2021.** Urbanization is associated with shifts
628 in bumblebee body size, with cascading effects on pollination. *Evolutionary Applications* **14**:
629 53–68.
- 630 **Tschinkel WR, Mikheyev AS & Storz SR. 2003.** Allometry of Workers of the Fire Ant,
631 *Solenopsis invicta*. *Journal of Insect Science* **3**: 1–11.
- 632 **Tüzün N, Beeck LO de, Brans KI, Janssens L & Stoks R. 2017.** Microgeographic
633 differentiation in thermal performance curves between rural and urban populations of an
634 aquatic insect. *Evolutionary Applications* **10**: 1067–1075.
- 635 **Wagner D & Gordon DM. 1999.** Colony age, neighborhood density and reproductive
636 potential in harvester ants. *Oecologia* **119**: 175–182.
- 637 **Weller B & Ganzhorn JU. 2004.** Carabid beetle community composition, body size, and
638 fluctuating asymmetry along an urban-rural gradient. *Basic and Applied Ecology* **5**: 193–201.
- 639 **Westby KM & Medley KA. 2020.** Cold nights, city lights: Artificial light at night reduces
640 photoperiodically induced diapause in urban and rural populations of *aedes albopictus*
641 (Diptera: Culicidae). *Journal of Medical Entomology* **57**: 1694–1699.
- 642 **Wickham H. 2009.** Ggplot2: Elegant graphics for data analysis. *Springer-Verlag, New-York*.
- 643 **Wiernasz DC, Sater AK, Abell AJ & Cole BJ. 2001.** Male Size, Sperm Transfer, and
644 Colony Fitness in the Western Harvester Ant, *Pogonomyrmex Occidentalis*. *Evolution* **55**:
645 324.
- 646 **Wiernasz DC & Cole BJ. 2003.** Queen size mediates queen survival and colony fitness in
647 harvester ants. *Evolution* **57**: 2179–2183.
- 648 **Wills BD, Powell S, Rivera MD & Suarez A V. 2018.** Correlates and Consequences of
649 Worker Polymorphism in Ants. *Annual Review of Entomology* **63**: 575–598.
- 650 **Yilmaz AR, Chick LD, Perez A, Strickler SA, Vaughn S, Martin RA & Diamond SE.**
651 **2019.** Remarkable insensitivity of acorn ant morphology to temperature decouples the
652 evolution of physiological tolerance from body size under urban heat islands. *Journal of*
653 *Thermal Biology* **85**: 102426.
- 654

Figures & table

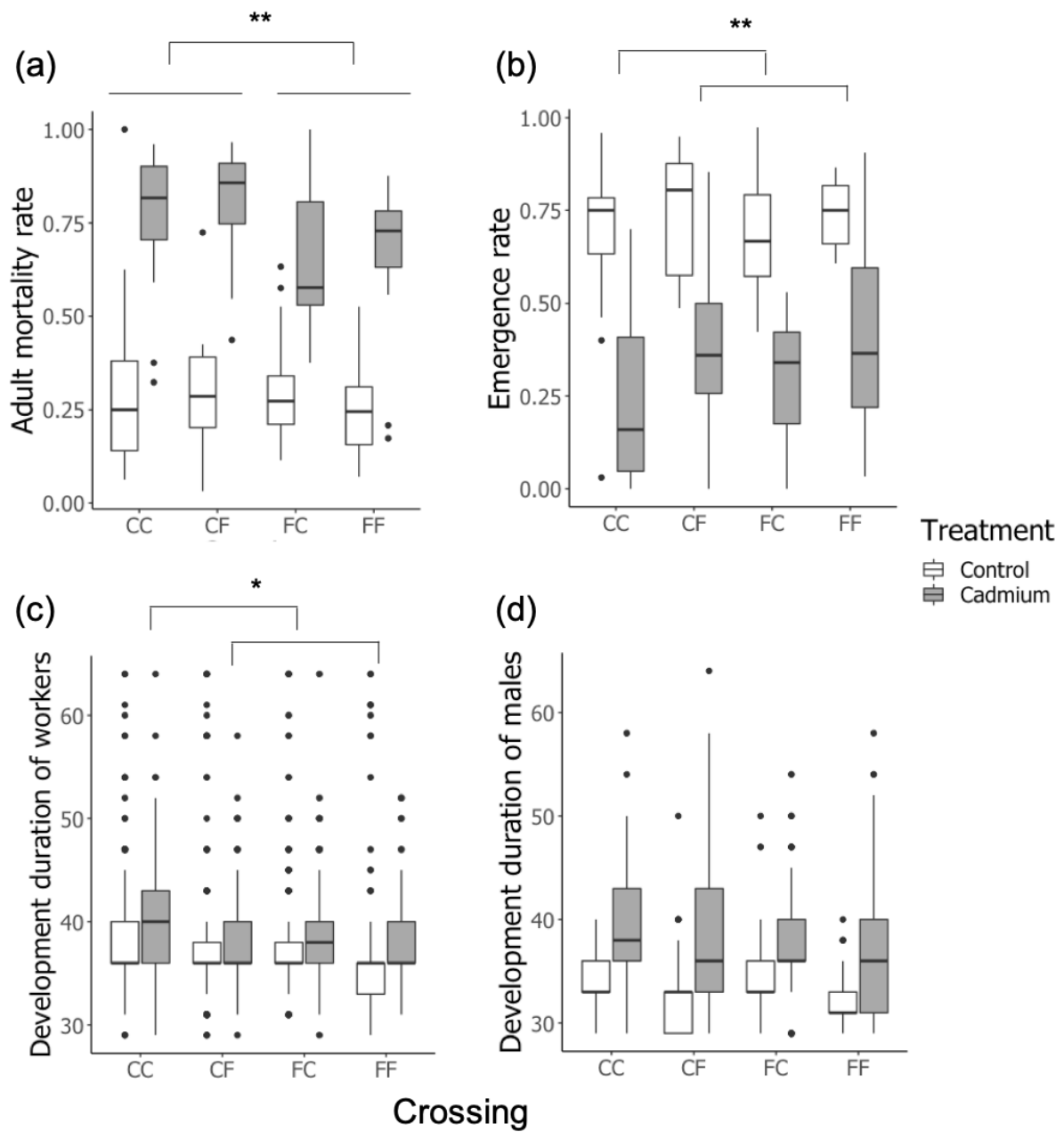


Figure 1: Boxplots comparing the effects of the worker and larval origins (crossing) and feeding treatment on (a) the adult worker mortality rate, (b) the larval emergence rate, the development duration of laboratory-born (c) workers and (d) males. Boxes show median, quartiles and extremes. Significance is indicated by ** $p < 0.01$ and * $p < 0.05$. Feeding had a significant effect on all variables (not shown in the figure for clarity). Statistics are presented in Table 1.

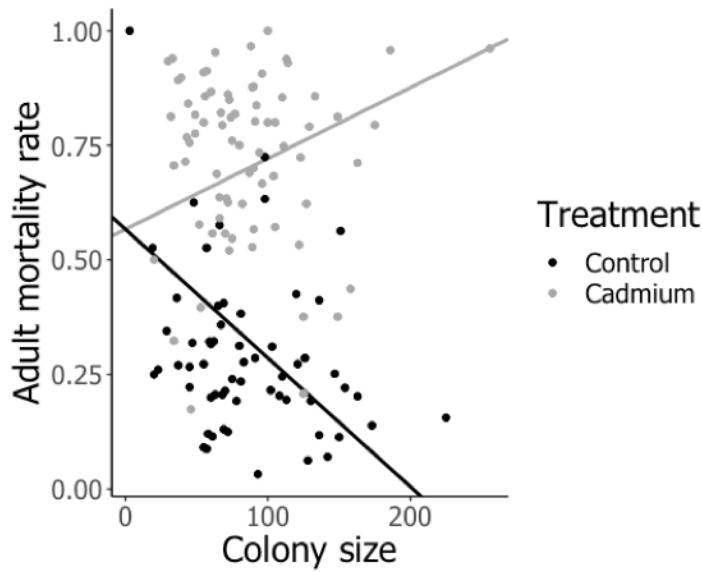


Figure 2: Correlation between the initial colony size and the adult worker mortality rate. When the initial colony size increased, the adult mortality increased for cadmium treatment and decreased for control treatment (black line: control, estimate = $-2.81e^{-3} \pm 0.43e^{-3}$, grey line: cadmium, estimate = $1.54e^{-3} \pm 0.42e^{-3}$).

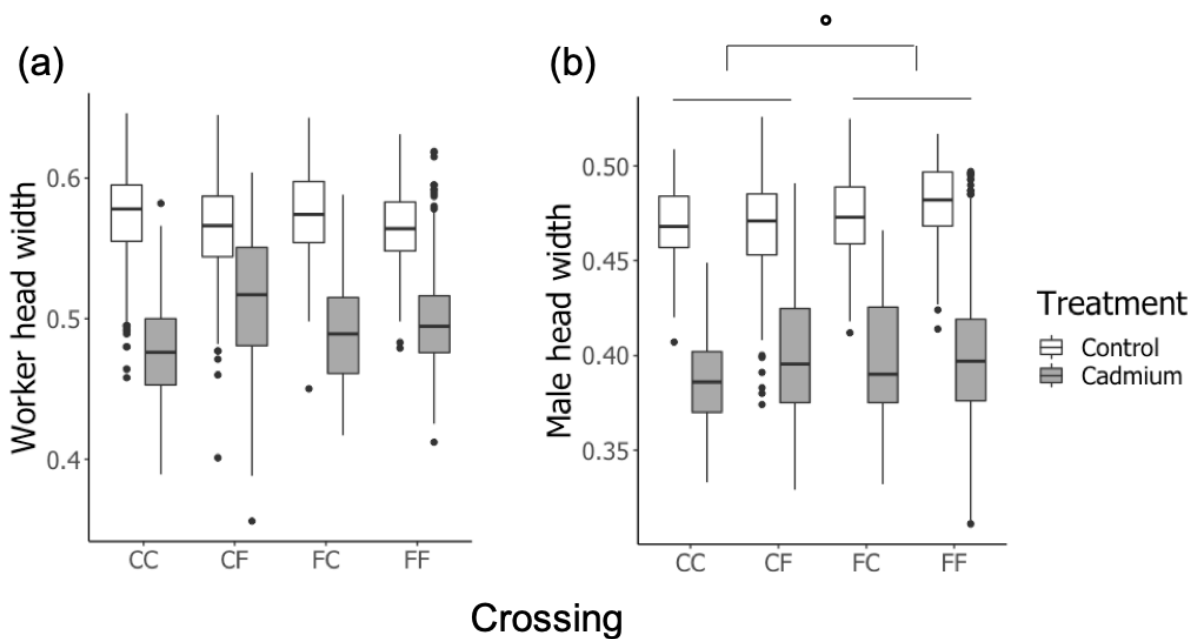


Figure 3: Boxplots comparing the effects of the worker and larval origins (crossing) and treatment on the head width (mm) of laboratory-born (a) workers and (b) males. Boxes show median, quartiles and extremes. Trend ($0.05 < p < 0.06$) is indicated by °. Treatment had a significant effect on all variables (not shown in the figure for clarity). Statistics are presented in Table 1.

Table 1: Models and statistics for the different response variables. “Minimum model” means that the predictor was retained in the minimum model selected. A mixed effect model with colony as random factor was used for the development duration and head width of produced individuals, in order to control for the origin of workers. Significant effects are in bold.

Predictors	Response variables					
	Adult mortality rate	Emergence rate	Worker development duration	Male development duration	Worker head width	Male head width
Treatment	Minimum model $F_{131:133} = 92.43$, $P < 0.001$	Minimum model $F_{131:132} = 107.93$, $P < 0.001$	Minimum model $\chi^2_1 = 7.14$, $P = 0.0075$	Minimum model $\chi^2_1 = 64.69$, $P < 0.001$	Minimum model $\chi^2_1 = 157.97$, $P < 0.001$	Minimum model $\chi^2_1 = 156.24$, $P < 0.001$
Worker origin	Minimum model $F_{131:132} = 7.72$, $P = 0.0060$	$F_{130:131} = 0.81$, $P = 0.37$	$\chi^2_1 = 0.46$, $P = 0.50$	$\chi^2_1 = 0.56$, $P = 0.45$	$\chi^2_1 = 0.57$, $P = 0.45$	Minimum model $\chi^2_1 = 3.57$, $P = 0.059$
Worker origin - Treatment	$F_{130:131} = 2.96$, $p = 0.087$	$F_{129:131} = 0.60$, $P = 0.55$	$\chi^2_2 = 2.00$, $P = 0.37$	Minimum model $\chi^2_1 = 3.82$, $P = 0.05$	$\chi^2_2 = 0.62$, $P = 0.73$	$\chi^2_1 = 0.027$, $P = 0.87$
Colony size	Minimum model $F_{131:133} = 2.77$, $P = 0.066$	$F_{130:131} = 1.65$, $P = 0.20$	Minimum model $\chi^2_1 = 6.22$, $P = 0.012$	Minimum model $\chi^2_1 = 5.61$, $P = 0.017$	$\chi^2_1 = 1.01$, $P = 0.31$	$\chi^2_1 = 0.22$, $P = 0.64$
Colony size - Treatment	Minimum model , $F_{131:132} = 3.67$, $P = 0.057$	$F_{129:131} = 2.28$, $P = 0.10$	$\chi^2_1 = 0.01$, $P = 0.91$	$\chi^2_1 = 0.75$, $P = 0.38$	$\chi^2_2 = 3.59$, $P = 0.16$	$\chi^2_2 = 0.24$, $P = 0.89$
Larva origin	$F_{131,130} = 0.0054$ $P = 0.94$	Minimum model $F_{131:132} = 7.54$, $P = 0.007$	Minimum model $\chi^2_1 = 4.22$, $P = 0.039$	$\chi^2_1 = 2.53$, $P = 0.11$	$\chi^2_1 = 0.41$, $P = 0.52$	$\chi^2_1 = 0.07$, $P = 0.80$
Larva origin - Treatment	$F_{131,129} = 0.14$ $P = 0.86$	$F_{130:131} = 0.91$, $P = 0.34$	$\chi^2_1 = 1.21$, $P = 0.27$	$\chi^2_2 = 2.9$, $P = 0.23$	$\chi^2_2 = 2.57$, $P = 0.28$	$\chi^2_2 = 0.30$, $P = 0.86$
Second-order interaction worker origin - larva origin - Treatment	$F_{131,126} = 0.82$ $P = 0.53$	$F_{126:131} = 0.45$, $P = 0.81$	$\chi^2_5 = 3.70$, $P = 0.59$	$\chi^2_4 = 4.38$, $P = 0.36$	$\chi^2_6 = 6.01$, $P = 0.42$	$\chi^2_5 = 2.78$, $P = 0.73$