



HAL
open science

Sulfoxide-Controlled Stereoselective Aza-Piancatelli Reaction

Lucile Marin, Soufyan Jerhaoui, Emilie Kolodziej, Régis Guillot, Vincent Gandon, Françoise Colobert, Emmanuelle Schulz, Joanna Wencel-delord, David Lebœuf, Joanna Wencel-Delord

► **To cite this version:**

Lucile Marin, Soufyan Jerhaoui, Emilie Kolodziej, Régis Guillot, Vincent Gandon, et al.. Sulfoxide-Controlled Stereoselective Aza-Piancatelli Reaction. *Advanced Synthesis and Catalysis*, 2021, 363 (17), pp.4277-4282. 10.1002/adsc.202100848 . hal-03379917

HAL Id: hal-03379917

<https://hal.science/hal-03379917v1>

Submitted on 15 Oct 2021

HAL is a multi-disciplinary open access archive for the deposit and dissemination of scientific research documents, whether they are published or not. The documents may come from teaching and research institutions in France or abroad, or from public or private research centers.

L'archive ouverte pluridisciplinaire **HAL**, est destinée au dépôt et à la diffusion de documents scientifiques de niveau recherche, publiés ou non, émanant des établissements d'enseignement et de recherche français ou étrangers, des laboratoires publics ou privés.

Sulfoxide-Controlled Stereoselective Aza-Piancatelli Reaction

Lucile Marin,^a Soufyan Jerhaoui,^b Emilie Kolodziej,^a Régis Guillot,^a Vincent Gandon,^{a,c} Françoise Colobert,^b Emmanuelle Schulz,^{a*} Joanna Wencel-Delord,^{b*} and David Lebœuf,^{d*}

^a Institut de Chimie Moléculaire et des Matériaux d'Orsay (ICMMO), CNRS UMR 8182, Université Paris-Saclay, 91405 Orsay, France.

E-mail: emmanuelle.schulz@universite-paris-saclay.fr

^b Laboratoire d'Innovation Moléculaire et Applications (LIMA), CNRS UMR 7042, Université de Strasbourg/Université de Haute-Alsace, ECPM, 67087, Strasbourg, France.

E-mail: wenceldelord@unistra.fr

^c Laboratoire de Chimie Moléculaire (LCM), CNRS UMR 9168, Ecole Polytechnique, Institut Polytechnique de Paris, 91128 Palaiseau, France.

^d Institut de Science et d'Ingénierie Supramoléculaires (ISIS), CNRS UMR 7006, Université de Strasbourg, 67000 Strasbourg, France.

E-mail: dleboeuf@unistra.fr

Received: ((will be filled in by the editorial staff))



Supporting information for this article is available on the WWW under <http://dx.doi.org/10.1002/adsc.201#####>.

Abstract. The development of a novel stereoselective aza-Piancatelli reaction to access 4-aminocyclopentenones is reported. This transformation relies on the use of chiral *o*-sulfinyl anilines as chiral inductors to afford the targeted products in good to excellent yields. Remarkably, the high value-added cyclopentenones could be obtained in excellent drs (up to > 95:5) depending upon the furan substitution pattern.

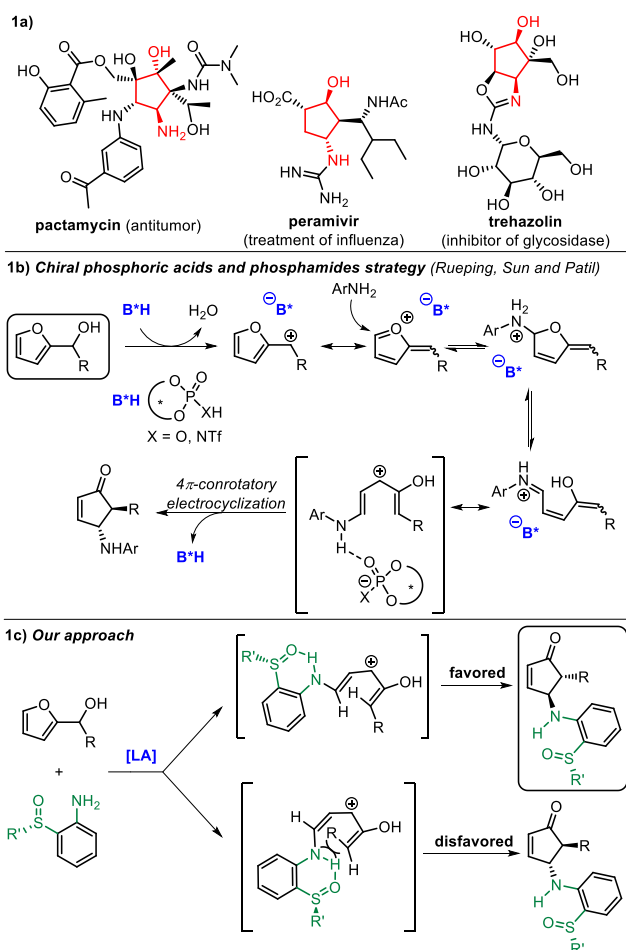
Keywords: aza-Piancatelli cyclization; calcium; chiral sulfoxide; hexafluoroisopropanol; 4-aminocyclopentenones

The Nazarov cyclization represents an extremely versatile and powerful synthetic tool for a straightforward, atom- and step-economical construction of complex molecular scaffolds.^[1] Among the Nazarov-type electrocyclizations, the aza-Piancatelli reaction has a unique place due to the simplicity with which it is possible to introduce nitrogen functionalities.^[2] In particular, this transformation enables a rapid access to 4-aminocyclopentenones from 2-furylcarbinols and nitrogen-containing derivatives such as anilines. Those compounds are of high interest for synthetic chemists as direct precursors of aminocyclopentitols, which are key motifs in manifold natural and bioactive molecules, including pactamycin, peramivir and trehazolin (Scheme 1a). Despite its significant potential, achieving stereocontrol during this electrocyclization remains highly challenging. To date, only few enantioselective versions of this reaction have been reported, using mainly chiral phosphoric

acids and phosphoramides (Scheme 1b).^[3] These methods exploit H-bonding to induce the enantioselectivity during the 4 π -conrotatory electrocyclization. However, they have a limited flexibility regarding the furan substitution pattern.

In this context, devising new strategies towards a more general access to these molecules still represents a compelling challenge to be tackled. As part of our continuing interest in the development of the aza-Piancatelli reaction,^[4] we hypothesized that an efficient, general and highly stereocontrolled reaction could be achieved by combining a classical Lewis acid catalysis featuring calcium(II) salts to trigger the transformation and the use of a chiral inductor prompt to generate H-bonding with the amine moiety.^[5] Such H-bonding should allow to lock the configuration of the aniline in order to control the torquoselectivity of the electrocyclization (Scheme 1c). In addition, this strategy would provide access to new sulfoxide-containing scaffolds. This aspect seems particularly appealing as not only the introduction of the sulfoxide motif in bio-active molecules has become increasingly popular in drug discovery as illustrated by sulindac and omeprazole, but also chiral sulfur is a valuable motif in biology. The reason behind is that sulfoxides impart an enhanced water-solubility and fast metabolism when compared to their sulfide counterparts, while providing a possibility of confining a chiral character.^[6]

Despite a rather common use of chiral auxiliaries in intramolecular Nazarov cyclizations,^[1] as reported by



Scheme 1. Biologically relevant aminocyclopentitols and stereocontrolled induction for the aza-Piancatelli reaction.

the group of Flynn using Evans' chiral auxiliary,^[7-8] it remains surprisingly scarce regarding intermolecular reactions and is usually limited to chiral allenyl ethers, as exemplified by the Tius group.^[9] In order to fill this gap, we embarked on the development of a stereoselective aza-Piancatelli reaction by exploiting the potential of chiral *o*-sulfinyl anilines as chiral auxiliaries. The sulfoxide moiety has established itself as a powerful chiral auxiliary with numerous applications,^[10] such as stereoselective reductions of β -ketosulfoxides, conjugate additions to α,β -unsaturated sulfoxides, additions of sulfinyl carbanions to imines, cycloadditions and even atroposelective Ullmann type N-arylation.^[11] More recently, *o*-sulfinyl anilines, which are easily accessible in one step, have emerged as remarkable chiral bi-coordinating directing groups for asymmetric $C(sp^3)$ -H activation.^[12] Herein, we demonstrate that we can extend the range of applications of chiral *o*-sulfinyl anilines to stereoselective electrocyclizations, using the aza-Piancatelli reaction as a springboard.

To validate this concept, our investigations started by focusing on 2-furylcarbinol **1a** and various racemic *o*-sulfinyl anilines **2a-2c** as model substrates to evaluate the efficiency of such process and the influence of *o*-

sulfinyl anilines on the diastereoselectivity of the reaction (Table 1). First, we performed the reaction using our standard catalytic system for the aza-Piancatelli reaction ($\text{Ca}(\text{NTf}_2)_2/n\text{Bu}_4\text{NPF}_6$ (5 mol%))^[4a,13] in common solvents with *o*-(*p*-tolylsulfinyl)aniline **2a** as a nucleophile (entries 1-4). While, in each case, the full conversion was rapidly reached at 80 °C, the diastereomeric ratio (dr) remained low (at best 1.5:1 in toluene, entry 3), arguably due to the weak H-bonding at high temperature. Thus, we turned our attention to hexafluoroisopropanol (HFIP),^[14] which has proven to be highly efficient in the aza-Piancatelli reaction, allowing the cyclization to proceed at lower temperature.^[4b] In that case, the reaction could be conducted at 20 °C, but the diastereoselectivity remained disappointing (dr 1.1:1, entry 4). The reason

Table 1. Reaction optimization for the formation of 4-aminocyclopentenones **3a-5a**.^[a]

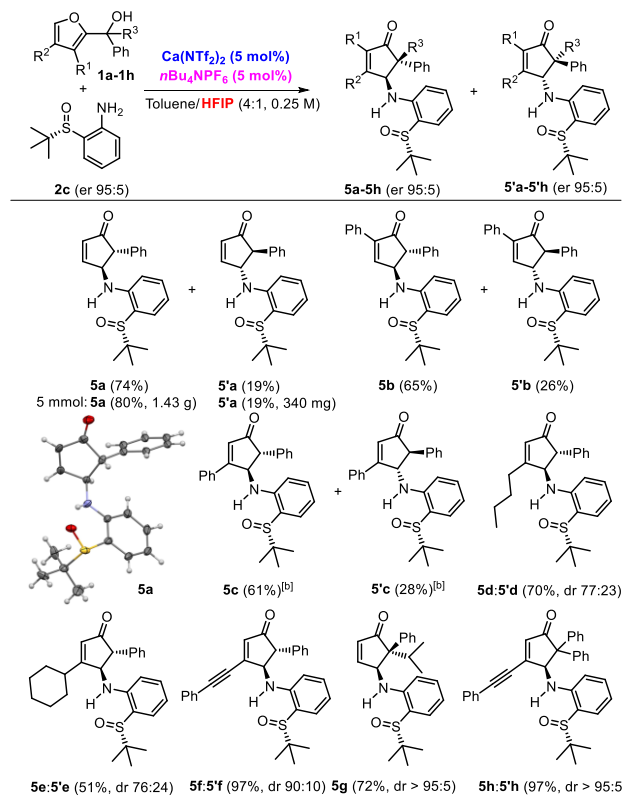
entry	2	solvent	T [°C]	t [h]	conversion 3 [%] (dr)
1	2a	MeNO ₂	80	1	3a , 100 (1.3:1) ^[b]
2	2a	1,2-DCE	80	0.15	3a , 100 (1.4:1) ^[b]
3	2a	Toluene	80	0.15	3a , 100 (1.5:1) ^[b]
4	2a	HFIP	20	3	3a , 100 (1.1:1) ^[b]
5	2a	1,2-DCE/HFIP (4:1)	20	3	3a , 100 (1.5:1) ^[b]
6	2a	Toluene/HFIP (4:1)	20	0.6	3a , 100 (2.2:1) ^[b]
7	2a	Toluene/HFIP (8:1)	20	3.5	3a , 100 (1.9:1) ^[b]
8	2a	Toluene/HFIP (4:1)	0	32	3a , 100 (2.8:1) ^[b]
9	2b	Toluene/HFIP (4:1)	20	16	4a , 100 (1.1:1) ^[b]
10 ^[c]	2c	Toluene/HFIP (4:1)	20	2	5a , 99 (3.9:1) ^[d]
11 ^[c]	2c	Toluene/HFIP (2:1)	0	54	5a , 97 (3:1) ^[d]
12 ^[e]	2c	Toluene/HFIP (4:1)	0	54	5a , 98 (3.1:1) ^[d]

[a] Reactions conditions: 2-furylcarbinol **1a** (1 equiv) and aniline **2a-2c** (1.3 equiv) in the indicated solvent (0.25 M) in the presence of $\text{Ca}(\text{NTf}_2)_2$ (5 mol%) and $n\text{Bu}_4\text{NPF}_6$ (5 mol%) at the indicated temperature until full conversion was reached. [b] dr determined by ¹H NMR on the crude reaction mixture. [c] 2-furylcarbinol **1a** (1.3 equiv) and aniline **2c** (1 equiv). [d] Isolated yields. [e] 2-furylcarbinol **1a** (1.3 equiv) and aniline **2c** (1 equiv) in the presence of $\text{Ca}(\text{NTf}_2)_2$ (10 mol%) and $n\text{Bu}_4\text{NPF}_6$ (10 mol%).

behind is likely the H-bonding formation between the HFIP solvent and the sulfoxide.^[15] Consequently, as the amine moiety is not involved in the weak bonding, a loss of selectivity during the electrocyclization step is observed.^[16] Based on these results, we hypothesized that the use of a solvent mixture, and, thus, a decreased amount of HFIP, should allow maintaining the high reactivity at 20 °C while preventing the undesirable participation of HFIP in H-bonding with the *o*-sulfinyl aniline (entries 5-8). Gratifyingly, this approach increased the dr from 1.5:1 to 2.2:1 by employing a mixture toluene/HFIP 4:1 (entry 6), and even to 2.8:1 when performing the reaction at lower temperature (0 °C, entry 8). Subsequently, other *o*-sulfinyl anilines were screened (entries 9-12). In the case of a mesityl substituent, a significant decrease of the dr was observed (entry 9). On the other hand, *o*-(*tert*-butylsulfinyl)aniline **2c** led to the corresponding 4-aminocyclopentenone **3c** in 99% yield with a dr of 3.9:1 (entry 10). The reaction required an excess of 2-furylcarbinol (1.3 equiv) to ensure the complete conversion of **2c** as both **2c** and **5a** have the same R_f on TLC. Of note, at 0 °C, no further improvement in stereoselectivity was witnessed and the reaction required either a larger amount of HFIP (entry 11) or of the catalyst (entry 12) to reach the full conversion.

With these reaction conditions in hand, we then focused on the stereocontrolled version of this transformation using (*S*)-*o*-(*tert*-butylsulfinyl)aniline **2c** (er 95:5) (Table 2). The reaction with 2-furylcarbinol **1a** furnished the desired compounds **5a** and **5'a** in 74% and 19% yields (dr 3.9:1), respectively. To our delight, the diastereomeric products **5a** and **5'a** could be separated by flash column chromatography and the chiral information of the *o*-chiral sulfinyl aniline was retained. The configuration of the major product **5a** was determined by X-ray crystallography. Remarkably, the reaction could be carried out on a large scale (5 mmol) to provide **5a** in a further improved yield (80%). Then, we explored the scope of the reaction, mainly the influence of the substitution at the positions either C-3 or C-4 of the furan. In the case of a phenyl substitution at C-3 and C-4, the diastereomeric ratios were moderate (2.5:1 and 2:1), but the overall yields were excellent (combined yields of 91% and 89%). In particular, the major compounds **5b** and **5c** were obtained in high yields (65% and 61%) and were separated from the minor compounds **5'b** and **5'c** by flash column chromatography. In the case of substrate **1c**, a decreased amount of HFIP was used (toluene/HFIP 16:1 mixture) due to the instability of **1c** in the standard solvent mixture. The reaction was compatible with the presence of alkyl substituents at the position C-4, delivering the products **5d** and **5e** in good yields and diastereomeric ratios. Of note, the dr

Table 2. Scope of 2-furylcarbinols **1a-1h** with aniline **2c**.^[a]

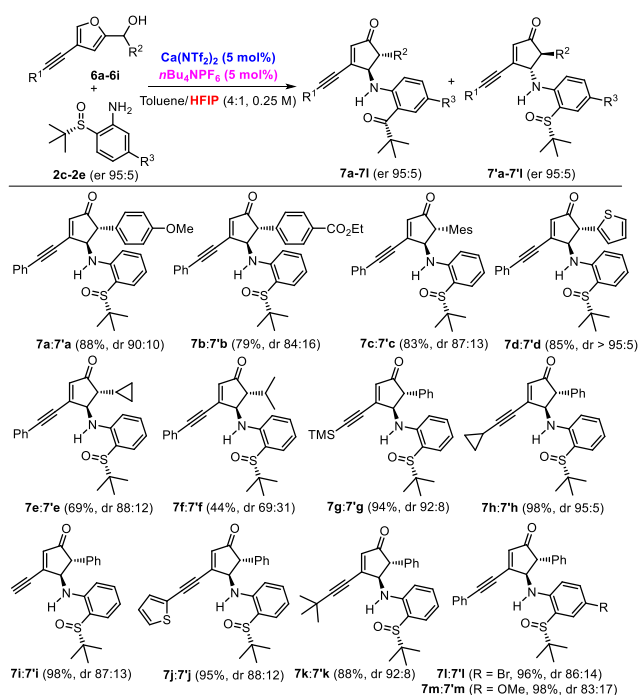


[a] Reactions conditions: 2-furylcarbinol **1a-1h** (1-2.3 equiv) and aniline **2c** (1-1.5 equiv) in toluene/HFIP (4:1, 0.25 M) in the presence of Ca(NTf₂)₂ (5 mol%) and nBu₄NPF₆ (5 mol%) at 20 °C for 0.75-36 h. [b] in toluene/HFIP (16:1, 0.25 M). ORTEP drawing of compound **5a** (thermal ellipsoids at 50% probability level), CCDC 1906328.

was greatly improved in the presence of an alkyne moiety at C-4 (**1f** and **1h**), providing products **5f** and **5h** in high yields (97% in both cases). Moreover, the reaction of the tertiary 2-furylcarbinol **1g**, incorporating two different substituents, could also be achieved with an excellent selectivity and the expected product was afforded in 72% yield.

Encouraged by the excellent stereoselectivities observed for the substrates **1f** and **1h** bearing an alkyne moiety at C-4 position, the reactivity of alkyne-substituted 2-furylcarbinols was examined (Table 3). The reaction occurred smoothly for a large variety of substrates bearing both electron-rich and electron-poor aryls, (**6a-6b**), sterically hindered aryls (**6c**), heteroaryl (**6d**), cyclopropyl (**6e**) and alkyl (**6f**) groups at the carbinol moiety. Apart from **6f**, the corresponding 4-aminocyclopentenones were generated in high yields and good to excellent drs (up to > 95:5). Additionally, the reaction was compatible with various functional groups at the alkyne moiety, such as alkyl, trimethylsilyl and thienyl groups, and even with a terminal alkyne (**6g-6k**). It is also noteworthy that electron-donating and -withdrawing groups (**2d** and **2e**) could be also introduced on the *o*-sulfinyl aniline to yield the desired products (**7l/7'1** and **7m/7'm**) with

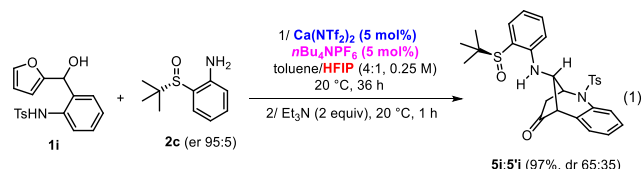
Table 1. Scope of 2-furylcarbinols bearing an alkyne moiety **6a-6k** with anilines **2c-2e**.^[a]



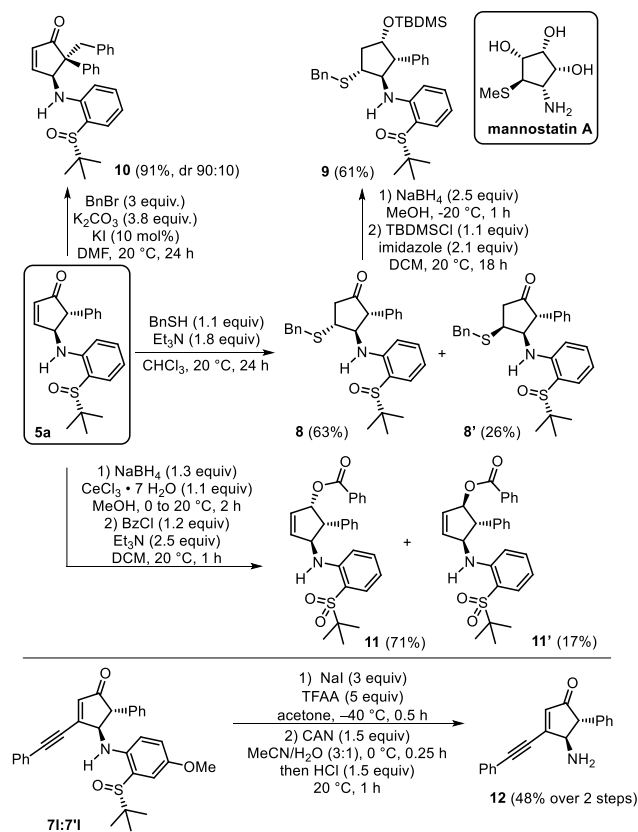
[a] Reactions conditions: 2-furylcarbinol **1** (1-1.3 equiv) and aniline **2c** (1-1.5 equiv) in toluene/HFIP (4:1, 0.25 M) in the presence of Ca(NTf₂)₂ (5 mol%) and nBu₄NPF₆ (5 mol%) at 20-40 °C for 2-36 h. Mes = 1,3,5-trimethylbenzene.

excellent yields and good overall drs.

Among other applications possible, we succeeded in accessing a densely functionalized tetrahydrobenzo[*b*]azepine **5i** following an aza-Piancatelli/Michael addition (Equation 1).^[4e] While the selectivity remains moderate, the yield is nearly quantitative (97%).



To further highlight the synthetic utility of the newly accessed complex molecules presenting three stereocenters, post-modifications of **5a** were undertaken. In the presence of benzylthiol under basic conditions, the Michael addition occurred smoothly to deliver **8** and **8'** in 89% yield with a dr of 2.4:1. Rewardingly, both diastereomers were easily separated in 63% and 26% yields, respectively. Subsequent reduction of **8** in the presence of NaBH₄ followed by in situ protection gave the ether-silyl congener **9** in 61% yield, offering a pathway to analogs of mannostatin A, a glycosidase inhibitor.^[17] Compound **10** featuring an all-carbon quaternary stereocenter was also successfully prepared in 91% yield with an excellent control of the diastereoselectivity. Finally, when treating **5a** with



Scheme 2. Post-modifications.

NaBH₄ and cerium(III) chloride heptahydrate, followed by addition of benzoyl chloride, ester **11** was generated in 71% yield and, unexpectedly, oxidation of the sulfoxide moiety took place to provide the corresponding sulfone. Then, to illustrate the removable character of our *o*-sulfinyl aniline auxiliary, the mixture of **7l:7l'** was first reduced to the corresponding thioether and, then, treated with cerium ammonium nitrate (CAN). A subsequent acidic treatment led to the expected highly substituted amine-derived cyclopentenone in 48% yield over three steps.

In order to rationalize the stereoselectivity of this electrocyclization, the origin of the torquoselectivity has been investigated by means of DFT computations at the M06-2X/6-311+G(d,p) level of theory (see the Supporting Information for details). A proton has been used as model catalyst. Since a mixture of solvents has been used, we will first discuss the gas phase Gibbs free energies. Four conrotatory 4π-electrocyclization transition states that would lead to the diastereomeric compounds **5a** and **5'a** are shown in Figure 1. Their ΔΔG[‡]₂₉₈ (kcal/mol) are indicated in parentheses. **TS1** and **TS2** display the same helicity of the pentadienyl carbocationic fragment. Both would produce the experimentally observed stereoselectivity in **5a**. However, the orientation of the chiral auxiliary is less favorable in **TS2** because of the steric clash between the Ph and *t*Bu groups. In **TS3** and **TS4**, the helix has the opposite configuration compared to the previous two transition states. This time, as they point in

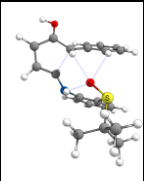
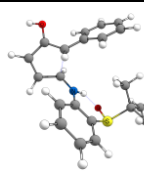
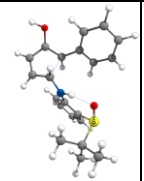
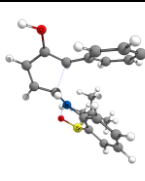
Toward R^{C-Ph}, S^{C-N}, S^S product 5a		Toward S^{C-Ph}, R^{C-N}, S^S product 5'a	
			
TS1 (0.0)	TS2 (4.7)	TS3 (2.9)	TS4 (3.3)

Figure 1. Computed **TS1-TS4** for compounds **5a** and **5'a** ($\Delta\Delta G^\ddagger_{298}$, kcal/mol).

opposite directions, the Ph/*t*Bu clash becomes much less important. Having the *t*Bu outward remains the best option, but **TS3** lies higher in energy than **TS1**. In addition to these steric considerations, the preference for **TS1** in the gas phase can be explained by analyzing the non-covalent interactions. While each transition state exhibits a N-H \cdots O-S hydrogen bond, only **TS1** can establish additional hydrogen bonds between the sulfoxide oxygen and protons of the π -extended pentadienyl-phenyl carbocation. The maximum electron density in these two C-H \cdots O-S areas is $\rho_{\max} = 0.010 \text{ e.}\text{\AA}^{-3}$, which is quite appreciable (about a third of the N-H \cdots O-S hydrogen bond ($\rho_{\max} = 0.033 \text{ e.}\text{\AA}^{-3}$), but twice). Taking HFIP as solvent (SMD method), the difference between **TS1** and **TS3** drops to 0.2 kcal/mol, which is in line with the absence of selectivity reported in Table 1, entry 3. With toluene as solvent, the $\Delta\Delta G^\ddagger_{298}$ between **TS1** and **TS3** is computed to be 1.4 kcal/mol. There is indeed a slight preference for **5a** under toluene-only conditions (Table 1, entry 4). Thus, the torquoselectivity appears to be governed by both the steric hindrance brought about by the bulky *t*-Bu group and non-covalent interactions that will be strongly affected by the reaction medium.^[18]

In conclusion, we reported herein the first examples of stereoselective aza-Piancatelli reaction using enantiopure *o*-sulfinyl anilines as nucleophiles, which allows the synthesis of highly substituted cyclopentenones bearing two C-stereocenters with up to 98% yield and 95:5 dr. The synthetic value of this approach was further illustrated by post-derivatizations of the newly accessed scaffolds, thus, paving the way towards versatile molecules of interest for potential pharmaceutical applications.

Acknowledgements

We gratefully thank the CNRS, the Ministère de l'Enseignement Supérieur et de la Recherche (funding for LM), the Université Paris-Saclay, the Ecole Polytechnique and the ANR (ANR-14-CE06-0009-01, funding for SJ) for their support of this work. We gratefully thank Guillaume Force for the preparation of (*S*)-*o*-(*tert*-butylsulfinyl)-*N*-methylaniline and the corresponding attempt at the cyclization.

References

- [1] a) T. N. Grant, C. J. Rieder, F. G. West, *Chem. Commun.* **2009**, 5676; b) T. Vaidya, R. Eisenberg, A. J. Frontier, *ChemCatChem.* **2011**, *3*, 1531; c) N. Shimada, C. Stewart, M. A. Tius, *Tetrahedron* **2011**, *67*, 5851; d) W. T. Spencer III, T. Vaidya, A. J. Frontier, *Eur. J. Org. Chem.* **2013**, 3621; e) M. A. Tius, *Chem. Soc. Rev.* **2014**, *43*, 2979; f) M. J. Di Grandi, *Org. Biomol. Chem.* **2014**, *12*, 5331; g) D. R. Wenz, J. Read de Alaniz, *Eur. J. Org. Chem.* **2015**, 23; h) M. G. Vinogradov, O. V. Turova, S. G. Zlotin, *Org. Biomol. Chem.* **2017**, *15*, 8245.
- [2] a) C. Piutti, F. Quartieri, *Molecules* **2013**, *18*, 12290; b) C. Verrier, S. Moebis-Sanchez, Y. Queneau, F. Popowycz, *Org. Biomol. Chem.* **2018**, *16*, 676; c) R. F. A. Gomes, J. A. S. Coelho, C. A. M. Afonso, *Chem. Eur. J.* **2018**, *24*, 9170; d) L. Marin, E. Schulz, D. Lebœuf, V. Gandon, in *Organic Reactions*, 2020, Vol. 104, pp 499-613
- [3] a) Y. Cai, Y. Tang, I. Atodiresei, M. Rueping, *Angew. Chem. Int. Ed.* **2016**, *55*, 14126; b) H. Li, T. Rongbiao, J. Sun, *Angew. Chem. Int. Ed.* **2016**, *55*, 15125; c) A. B. Gade, N. T. Patil, *Synlett* **2017**, 28, 1096; d) Z. Wei, J. Zhang, H. Yang, G. Jiang, *Org. Lett.* **2019**, *21*, 2790; e) G. R. Hammersley, M. F. Nichol, H. Steffens, J. M. Delgado, G. K. Veits, G. K.; J. Read de Alaniz, *Beilstein J. Org. Chem.* **2019**, *15*, 1569; f) L. Xu, Q. Yang, S. Zhong, H. Li, Y. Tang, Y. Cai, *Org. Lett.* **2020**, *22*, 9016. For another strategy relying on a chiral cobalt(II) complex, see: g) B. Shen, Q. He, S. Dong, X. Liu, X. Feng, *Chem Sci.* **2020**, *11*, 3862.
- [4] a) D. Lebœuf, E. Schulz, V. Gandon, *Org. Lett.* **2014**, *16*, 6464; b) D. Lebœuf, L. Marin, B. Michelet, A. Perez-Luna, R. Guillot, E. Schulz, V. Gandon, *Chem. Eur. J.* **2016**, *22*, 16165; c) L. Marin, R. Guillot, V. Gandon, E. Schulz, D. Lebœuf, *Org. Chem. Front.* **2018**, *5*, 640; d) B. Baldé, G. Force, L. Marin, R. Guillot, E. Schulz, V. Gandon, D. Lebœuf, *Org. Lett.* **2018**, *20*, 7405; e) S. Wang, R. Guillot, J.-F. Carpentier, Y. Sarazin, C. Bour, V. Gandon, D. Lebœuf, *Angew. Chem. Int. Ed.* **2020**, *59*, 1134.
- [5] a) Y. Gnas, F. Glorius, *Synthesis* **2006**, 1899; b) H. Pelissier, *Tetrahedron* **2006**, *62*, 1619; c) M. M. Heravi, V. Zadsirjan, B. Farajpour, *RSC Adv.* **2016**, *6*, 30498.
- [6] a) R. Bentley, *Chem. Soc. Rev.* **2005**, *34*, 609; b) A. S. Surur, L. Schulig, A. Link, *Arch. Pharm. Chem. Life Sci.* **2019**, 352, 1800248.
- [7] a) D. J. Kerr, J. M. White, B. L. Flynn, *J. Org. Chem.* **2010**, *75*, 7073; b) D. J. Kerr, M. Miletic, J. H. Chaplin, J. M. White, B. L. Flynn, *Org. Lett.* **2012**, *14*, 1732; c) D. J. Kerr, M. Miletic, N. Manchala, J. M. White, B. L. Flynn, *Org. Lett.* **2013**, *15*, 4118; d) B. L. Flynn, N. Manchala, E. H. Krenske, *J. Am. Chem. Soc.* **2013**, *135*, 9156; e) N. Manchala, H. Y. L. Law, D. J. Kerr, R. Volpe, R. J. Lepage, J. M. White, E. H. Krenske, B. L. Flynn, *J. Org. Chem.* **2017**, *82*, 6511; f) R. Volpe, R. J. Lepage, J. M. White, E. H. Krenske, B. L. Flynn, *Chem. Sci.* **2018**, *9*, 4644.
- [8] For other examples, see: (a) L. N. Pridgen, K. Huang, S. Shilcrat, A. Tickner-Eldridge, C. DeBrosse, R. C. Haltiwanger, *Synlett* **1999**, 1612; b) M.-L. Tang, P. Peng, Z.-Y. Liu, J. Zhang, J.-M. Yu, X. Sun, *Chem.*

- Eur. J.* **2016**, *22*, 14535; c) E. Grenet, J. Martinez, X. J. Salom-Roig, *Chem. Eur. J.* **2016**, *22*, 16770; d) P. N. Carlsen, E. G. Stoutenburg, A. J. Frontier, *Synthesis* **2018**, *50*, 1238.
- [9] a) P. E. Harrington, M. A. Tius, *Org. Lett.* **2000**, *2*, 2447; b) P. E. Harrington, T. Murai, C. Chu, M. A. Tius, *J. Am. Chem. Soc.* **2002**, *124*, 10091; c) D. B. delos Santos, A. P. Banaag, M. A. Tius, *Org. Lett.* **2006**, *8*, 2579; d) A. P. Banaag, M. A. Tius, *J. Org. Chem.* **2008**, *73*, 8133.
- [10] a) I. Fernández, N. Khair, *Chem. Rev.* **2003**, *103*, 3651; b) C. M. Carreño, G. Hernández-Torres, M. Ribagorda, A. Urbano, *Chem. Commun.* **2009**, 6129; c) X. Salom-Roig, C. Bauder, *Synthesis* **2020**, *52*, 964.
- [11] J. Rae, J. Frey, S. Jerhaoui, S. Choppin, J. Wencel-Delord, F. Colobert, *ACS Catal.* **2018**, 2805.
- [12] a) S. Jerhaoui, F. Chahdoura, C. Rose, J.-P. Djukic, J. Wencel-Delord, F. Colobert, *Chem. Eur. J.* **2016**, *22*, 17397; b) S. Jerhaoui, J.-P. Djukic, J. Wencel-Delord, F. Colobert, *Chem. Eur. J.* **2017**, *23*, 15594; c) D. Mu, F. Gao, G. Chen, G. He, *ACS Catal.* **2017**, *7*, 1880; d) S. Jerhaoui, P. Poutrel, J.-P. Djukic, J. Wencel-Delord, F. Colobert, *Org. Chem. Front.* **2018**, *5*, 409.
- [13] For reviews on calcium(II) catalysis, see: a) J.-M. Begouin, M. Niggemann, *Chem. Eur. J.* **2013**, *19*, 8030; b) D. Lebcœuf, V. Gandon, *Synthesis* **2017**, *49*, 1500; c) M. Rauser, S. Schröder, M. Niggemann in *Early Main Group Metal Catalysis: Concepts and Reactions* (Ed.: S. Harder), Wiley-VCH, **2020**, pp. 279.
- [14] For reviews on HFIP, see: a) T. Sugiishi, M. Matsugi, H. Hamamoto, H. Amii, *RSC Adv.* **2015**, *5*, 17269; b) J. Wencel-Delord, F. Colobert, *Org. Chem. Front.* **2016**, *3*, 394; c) I. Colomer, A. E. R. Chamberlain, M. B. Haughey, T. J. Donohoe, *Nat. Rev. Chem.* **2017**, *1*, 0088; d) S. K. Sinha, T. Bhattacharya, D. Maiti, *React. Chem. Engl.* **2019**, *4*, 244; e) V. Pozhydaiev, M. Power, V. Gandon, J. Moran, D. Lebcœuf, *Chem. Commun.* **2020**, *56*, 11548.
- [15] a) C. K. Hazra, Q. Dherbassy, J. Wencel-Delord, F. Colobert, *Angew. Chem. Int. Ed.* **2014**, *53*, 13871; b) Q. Dherbassy, G. Schwertz, M. Chessé, C. K. Hazra, J. Wencel-Delord, F. Colobert, *Chem. Eur. J.* **2016**, *22*, 1735; c) Q. Dherbassy, J.-P. Djukic, J. Wencel-Delord, F. Colobert, *Angew. Chem. Int. Ed.* **2018**, *57*, 4668.
- [16] To test the hypothesis regarding the H-bonding, we conducted the reaction in the presence of (*S*)-*o*-(*tert*-butylsulfinyl)-*N*-methylaniline. However, due to the steric hindrance around the nitrogen functionality, we only observed the formation of products resulting from Friedel-Crafts alkylation at the carbinol moiety.
- [17] T. Aoyagi, T. Yamamoto, K. Kojiri, H. Morishima, M. Nagai, M. Hamada, T. Takeuchi, H. Umezawa, *J. Antibiot.* **1989**, *42*, 883.
- [18] We also carried out DFT computations on substrate **1f**, incorporating an alkyne functionality to rationalize the selectivity observed; however, the results were not conclusive, which suggests that, in that case, additional interactions with the alkyne moiety might be at work to account for the selectivity.

Sulfoxide-Controlled Stereoselective Aza-Piancatelli Reaction

Adv. Synth. Catal. **Year**, *Volume*, Page – Page

L. Marin, S. Jerhaoui, E. Kolodziej, R. Guillot, V. Gandon, F. Colobert, E. Schulz,* J. Wencel-Delord,* D. Lebcœuf*

