



HAL
open science

Image reconstruction from in-line holograms using inverse problems recipes: tutorial

Fabien Momey, Loïc Denis, Thomas Olivier, Dylan Brault, Anthony Berdeu,
Corinne Fournier

► **To cite this version:**

Fabien Momey, Loïc Denis, Thomas Olivier, Dylan Brault, Anthony Berdeu, et al.. Image reconstruction from in-line holograms using inverse problems recipes: tutorial. IEEE International Symposium on Biomedical Imaging (ISBI) 2021, Apr 2021, Virtual Event, France. . <hal-03376978>

HAL Id: hal-03376978

<https://hal.science/hal-03376978v1>

Submitted on 20 Oct 2022

HAL is a multi-disciplinary open access archive for the deposit and dissemination of scientific research documents, whether they are published or not. The documents may come from teaching and research institutions in France or abroad, or from public or private research centers.

L'archive ouverte pluridisciplinaire **HAL**, est destinée au dépôt et à la diffusion de documents scientifiques de niveau recherche, publiés ou non, émanant des établissements d'enseignement et de recherche français ou étrangers, des laboratoires publics ou privés.



HAL Authorization

Image reconstruction from in-line holograms using inverse problems recipes: tutorial

Fabien Momey^{1,*}, Loïc Denis¹, Thomas Olivier¹, Dylan Brault¹, Anthony Berdeu¹, and Corinne Fournier¹

¹ Laboratoire Hubert Curien UMR CNRS 5516, Université Jean Monnet, F-42000 Saint-Étienne, France

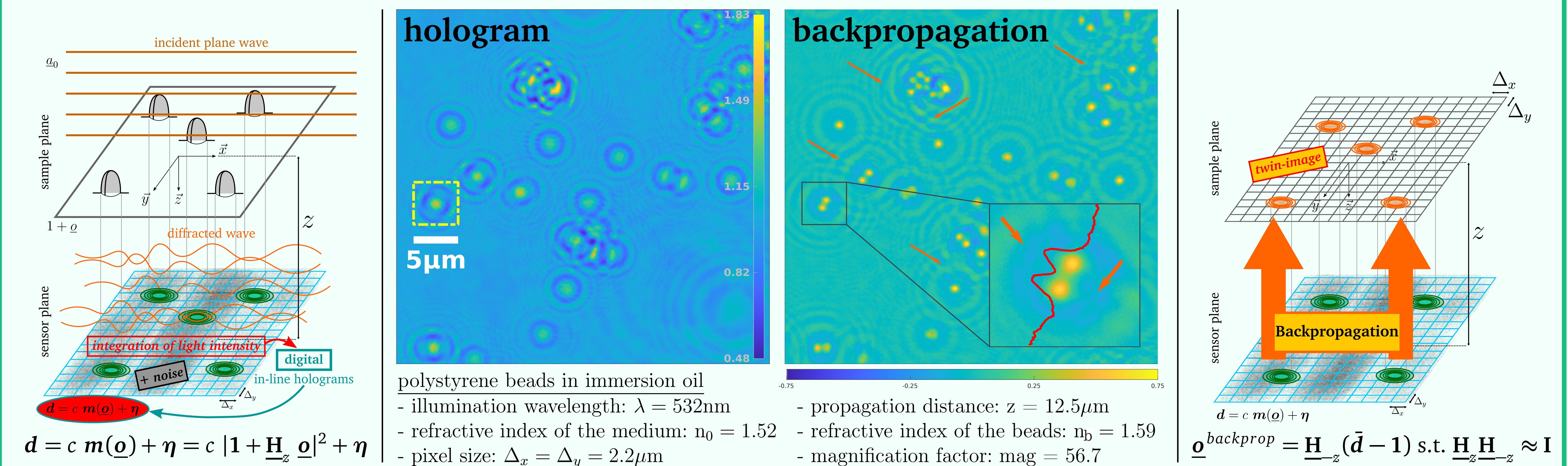
*corresponding author : fabien.momey@univ-st-etienne.fr

Funding: ANR-11-LABX-0063 (LABEX PRIMES of Univ. Lyon) ; ANR-18-CE45-0010 (HORUS) ; Région Auvergne-Rhône-Alpes (DIAGHOLO).

Abstract

We present our tutorial [1] for building **inverse problems** based image reconstruction strategies in **digital in-line holography (DH)**, starting from the identification of the connections with the well known **alternated projections** strategies. **In-line DH is of great interest for optical microscopy dedicated to biology, as it constitutes a robust, efficient and label-free tool for imaging transparent living samples.**

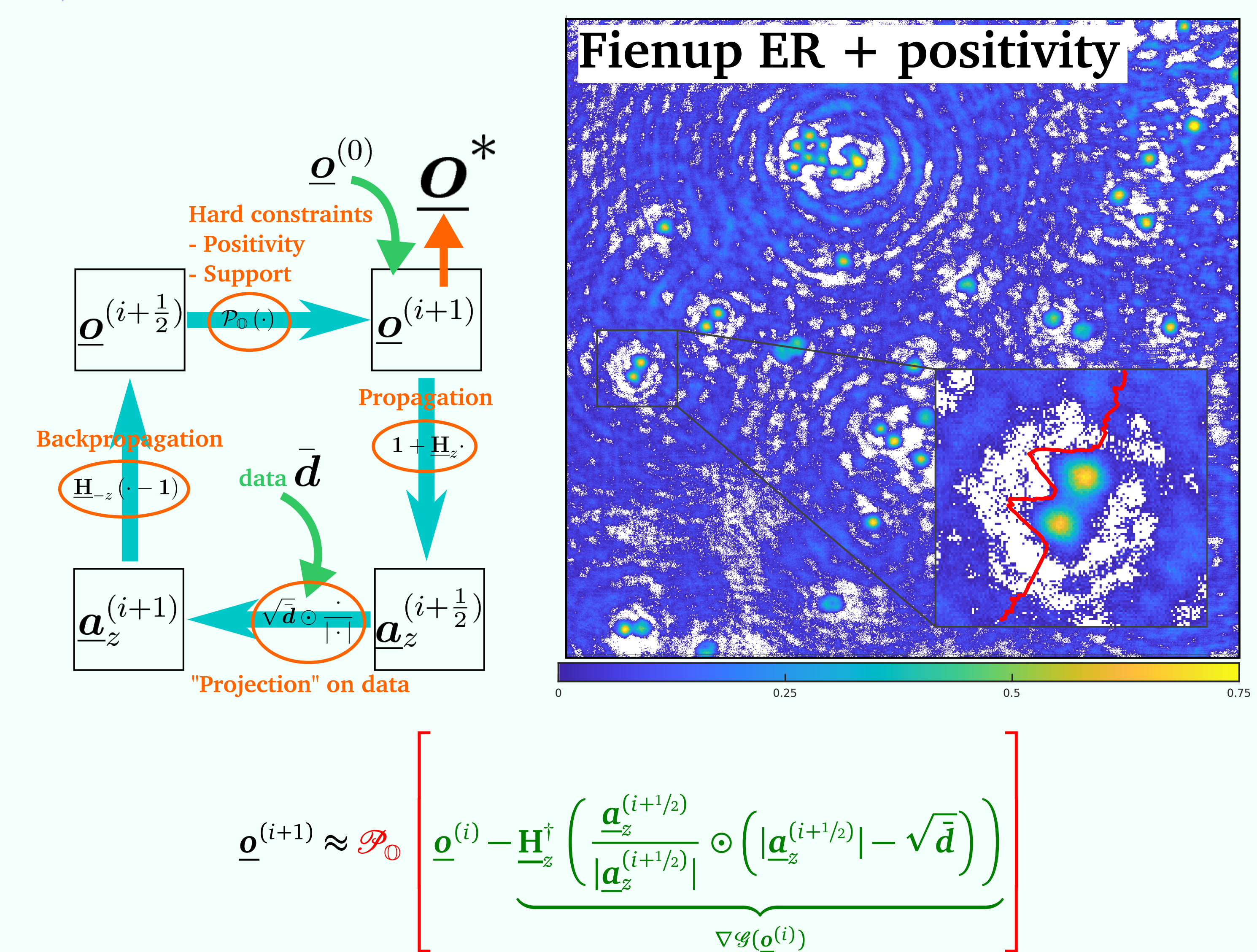
Digital Holography (DH) and the phase retrieval problem



Alternated projections

→ Iterative procedure involving a projection step on a feasible domain $\underline{o} \in \mathbb{O}$ (e.g. positive values of the phase-shift / support constraint) to reduce/suppress twin-image artifacts [2].

→ a popular instance is the **Fienup's Error Reduction algorithm (Fienup ER)**:



→ **gradient descent step** of the data-fidelity criterion \mathcal{G} at current point $\underline{o}^{(i)}$.

→ **projection step** $\mathcal{P}_{\mathbb{O}}$ on the domain \mathbb{O} , called **proximal mapping** of the indicator function $\iota_{\mathbb{O}}$ at point $\underline{o}^{(i+1/2)}$.

This resolution method is an instance of the **ISTA algorithm (Iterative Shrinkage Thresholding Algorithm)**, a proximal gradient method.

→ **Fienup ER** is an **Inverse Problems** approach that uses a particular optimization strategy for minimizing the following criterion:

$$\underline{o}^* = \arg \min_{\underline{o}} \underbrace{\| |1 + \underline{H}_z \underline{o}| - \sqrt{\bar{d}} \|_2^2}_{\text{data-fidelity } \mathcal{G}(\underline{o}) \text{ (smooth)}} + \underbrace{\iota_{\mathbb{O}}(\underline{o})}_{\mathcal{H}(\underline{o}) \text{ (non smooth)}}$$

Towards inverse approaches

Alternating projections methods such Fienup ER can then benefit from the Inverse Problems framework to gain flexibility and reconstruction quality.

→ More appropriate **direct image formation model** $m(\underline{o})$.

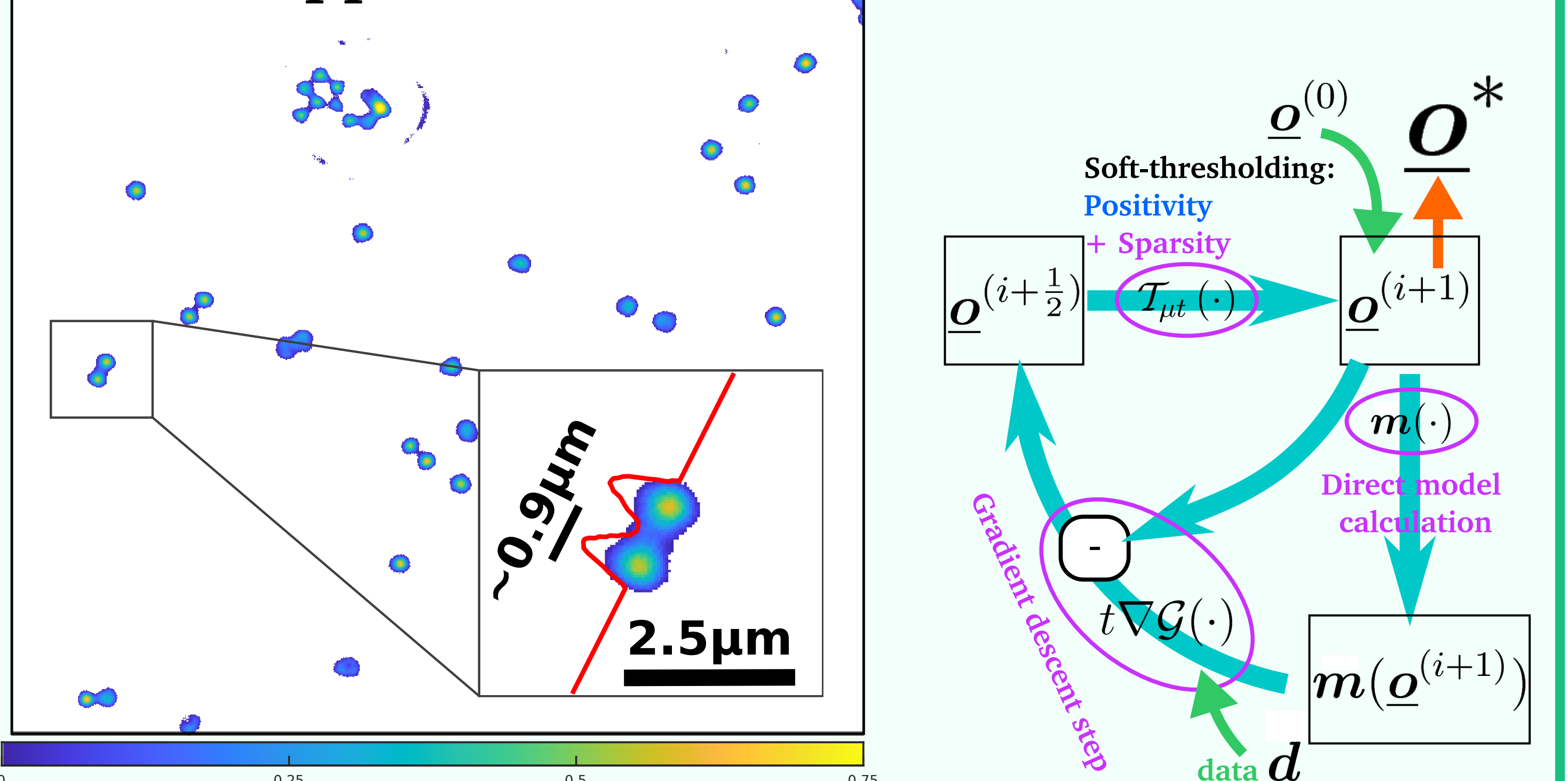
→ **auto-calibration** of model parameters made possible.

→ Taking into account **data uncertainties** (statistical considerations about the **noise** η in the criterion).

→ Inclusion of **more sophisticated non smooth and smooth regularizers**: sparsity constraints (ℓ_1 , TV / non smooth), image gradient smoothing (Tikhonov, edge-preserving / smooth).

$$\underline{o}^* = \arg \min_{\underline{o} \geq 0} \underbrace{\| c^* m(\underline{o}) - d \|_W^2 + \mu_{\text{TV}} \sum_q \sqrt{\|\nabla_q \underline{o}\|_2^2 + \epsilon^2}}_{\mathcal{G}(\underline{o}) \text{ (smooth)}} + \underbrace{\mu_{\ell_1} \|\underline{o}\|_1}_{\mathcal{H}(\underline{o}) \text{ (non smooth)}}$$

Inverse approach



→ Others optimization methods than **ISTA** are possible: **FISTA** ("accelerated" ISTA), **L-BFGS-B** (smooth criterions), etc.

Conclusion & perspectives

→ **Inverse problems** constitute a rigorous framework for solving image reconstruction and/or parameter estimation tasks in **Digital Holography (DH)**.

→ **Inverse problems** make possible the extension of classical **2D DH** to deal with **multi-dimensional** and **multi-variate data**: fully-3D (diffractive tomography), multi-spectral, polarimetric data, etc.

A **Matlab™** code for **2D DH reconstruction** is available for download at this link:
https://github.com/fabienmomey/Inline_Hologram_Reconstruction_by_Regularized_Inversion.git

References

[1] Momey, F., Denis, L., Olivier, T., and Fournier, C., "From Fienup's phase retrieval techniques to regularized inversion for in-line holography: tutorial," J. Opt. Soc. Am. A 36, D62-D80 (2019).

[2] Fienup, J. R., "Phase retrieval algorithms: a comparison," Appl. Opt., 21, 2758-2769 (1982).