



HAL
open science

Anti-interleukin 5 therapies failure criteria in severe asthma: a Delphi-consensus study

Laura Mattei, Carey Suehs, Khuder Alagha, Arnaud Bourdin, Christophe Brousse, Jérémy Charriot, Gilles Devouassoux, Stephanie Fry, Laurent Guilleminault, Marion Gouitaa, et al.

► To cite this version:

Laura Mattei, Carey Suehs, Khuder Alagha, Arnaud Bourdin, Christophe Brousse, et al.. Anti-interleukin 5 therapies failure criteria in severe asthma: a Delphi-consensus study. *Therapeutic Advances in Respiratory Disease*, 2021, 15, pp.175346662110497. 10.1177/17534666211049735 . hal-03374389

HAL Id: hal-03374389

<https://hal.science/hal-03374389v1>

Submitted on 12 Oct 2021

HAL is a multi-disciplinary open access archive for the deposit and dissemination of scientific research documents, whether they are published or not. The documents may come from teaching and research institutions in France or abroad, or from public or private research centers.

L'archive ouverte pluridisciplinaire **HAL**, est destinée au dépôt et à la diffusion de documents scientifiques de niveau recherche, publiés ou non, émanant des établissements d'enseignement et de recherche français ou étrangers, des laboratoires publics ou privés.



Distributed under a Creative Commons Attribution 4.0 International License

Anti-interleukin 5 therapies failure criteria in severe asthma: a Delphi-consensus study

Laura Mattei¹, Carey M. Suehs, Khuder Alagha, Arnaud Bourdin, Christophe Brousse, Jeremy Charriot, Gilles Devouassoux, Stephanie Fry, Laurent Guilleminault, Marion Gouitaa, Camille Taille, Pascal Chanez and Laurie Pahus; on behalf of the CRISALIS network

Abstract

Background: Current practices for assessing response to anti-interleukin 5/R treatment in severe asthma patients are heterogeneous. The objective of this study was to achieve an expert consensus defining failure criteria for anti-interleukin 5/R treatment in severe asthma patients.

Methods: Experts were invited to a 5-round Delphi exercise if they were pulmonologists managing ≥ 30 patients at a nationally recognized severe asthma expert centre. Following two rounds of statement-generating brainstorming, the expert panel ranked each statement according to a 5-point Likert-type scale during three additional rounds. Positive consensus was considered achieved when $\geq 80\%$ of experts agreed with a statement with $>50\%$ strong agreement and $<15\%$ disagreement.

Results: Twenty experts participated in the study. All experts agreed that predefined treatment goals defining effectiveness should be personalized during shared decision making via a patient contract. Treatment failure was defined as (1) absence of a reduction in exacerbation rates by $\geq 25\%$ or (2) absence of a reduction in oral corticosteroid therapy by $\geq 25\%$ of the initial dosage or (3) occurrence of emergency room visits or hospitalizations after 6 months of treatment. Treatment failure should result in discontinuation. For partial responders, treatment discontinuation was not recommended unless an alternative from another therapeutic class exists and should be discussed in a multidisciplinary consultation.

Conclusion: The present study provides objective criteria for anti IL5 or IL5R failure in severe asthma and suggests consensus based guidelines for prescription, evaluation and discontinuation decision-making.

Keywords: anti-interleukin 5, anti-interleukin 5 receptor, failure, severe asthma

Introduction

Severe asthma management is a considerable burden for patients and a challenge for health-care professionals. It is responsible for significant health costs related to asthma treatment, comorbidities, hospitalizations and sick days.¹ Significant side effects are associated with certain severe asthma treatments, in particular oral corticosteroids (OCS). The latter are nonselective and associated with considerable multiorgan toxic effects and broad immunosuppression.² Strategies that minimize the need for corticosteroids have thus become a priority in severe asthma management.^{3,4}

Prior to 2016, patients with a severe allergic asthma phenotype only had access to omalizumab⁵ in terms of biologics. In 2016, 2018 and 2019, three other monoclonal antibodies with OCS-sparing potential were approved in France for high-T2 severe asthma patients: mepolizumab (an anti-IL-5 monoclonal antibody), benralizumab (an interleukin (IL)-5 receptor monoclonal antibody) and dupilumab (a monoclonal antibody that inhibits IL-4R and IL-13 binding to their receptor⁶⁻⁸), respectively. The responses to these treatments among severe asthma patients can be quite variable, ranging from complete

Correspondence to:

Laura Mattei
Aix Marseille Univ., APHM,
Clinique des bronches, de
l'allergie et du sommeil,
Hôpital Nord, Chemin des
Bourrely, 13015 Marseille,
France.
laura.mattei@ap-hm.fr

Carey M. Suehs
Department of
Respiratory Diseases,
Univ. Montpellier, CHU
Montpellier, Montpellier,
France

Department of Medical
Information, Univ.
Montpellier, CHU
Montpellier, Montpellier,
France

Khuder Alagha
Christophe Brousse
Department of
Respiratory Diseases,
Univ. Montpellier, CHU
Montpellier, Montpellier,
France

Clinique du Parc,
Castelnau-le-Lez, France

Arnaud Bourdin
Department of
Respiratory Diseases,
Univ. Montpellier, CHU
Montpellier, Montpellier,
France

PhyMedExp, CNRS,
INSERM, Univ. Montpellier,
CHU Montpellier,
Montpellier, France

Clinical Research Initiative
In Severe Asthma: a Lever
for Innovation & Science
(CRISALIS), F-CRIN
Network, INSERM US 015,
Toulouse, France

Jeremy Charriot
Department of
Respiratory Diseases,
Univ. Montpellier, CHU
Montpellier, Montpellier,
France

PhyMedExp, CNRS,
INSERM, Univ. Montpellier,
CHU Montpellier,
Montpellier, France

Gilles Devouassoux
Clinical Research Initiative
In Severe Asthma: a Lever
for Innovation & Science
(CRISALIS), F-CRIN
Network, INSERM US 015,
Toulouse, France

Hôpital de la Croix-
Rousse, Service de
Pneumologie, Hospices
Civils de Lyon, Lyon,
France

Inflammation and
Immunity of the
Respiratory Epithelium-
EA7426 (PI3)-South
Medical University
Hospital-Lyon 1 Claude
Bernard University,
Pierre-Bénite, France

Stephanie Fry
Clinical Research Initiative
In Severe Asthma: a Lever
for Innovation & Science
(CRISALIS), F-CRIN
Network, INSERM US 015,
Toulouse, France

CHU Lille, Service de
Pneumologie et Immuno-
allergologie, Institut
Pasteur Lille, Univ. Lille,
Lille, France

Laurent Guilleminaut
Clinical Research Initiative
In Severe Asthma: a Lever
for Innovation & Science
(CRISALIS), F-CRIN
Network, INSERM US 015,
Toulouse, France

Department of Respiratory
Medicine, Toulouse
University Hospital Centre,
Toulouse, France

Toulouse Institute
for Infectious and
Inflammatory Diseases
(Infinity), Inserm U1291,
University of Toulouse,
CNRS U5282, Toulouse,
France

Marion Gouitaa
Aix Marseille Univ., APHM,
Clinique des bronches
allergies et sommeil,
Marseille, France

Camille Taille
Clinical Research Initiative
In Severe Asthma: a Lever
for Innovation & Science
(CRISALIS), F-CRIN
Network, INSERM US 015,
Toulouse, France

Groupe Hospitalier
Universitaire AP-HP
Nord-Université de Paris,
Hôpital Bichat, Service de
Pneumologie et Centre
de Référence constitutif
des Maladies Pulmonaires
Rares, Inserm UMR 1152,
Paris, France

remission of asthma, passing through a gradient of categories of partial responses, and ending at absolute failure.

Despite several years of availability, recommendations for cut-off points that would characterize treatment failure or partial response to anti IL-5/R mAb (benralizumab or mepolizumab) currently do not exist. Recently Perez de Llano and colleagues have developed a linear 100 points scale to quantify response to asthma biotherapies which may help weighting partial response but do not suggest failure cut-point to date.⁹ The practices for assessing therapeutic response and failure remain therefore highly heterogeneous. The identification of patients who do not adequately respond to a given mAb treatment represent nevertheless an important issue for prescribers. It is necessary to guide them by establishing a precise framework for determining when to stop this therapy in order to avoid exposing patients to ineffective, expensive treatment and to seek alternatives (for example, the more recent anti-IL4R/IL13R pathway) as soon as possible.

The objective of this study is therefore to provide a consensus defining failure criteria for anti-IL5 or IL5R treatment in severe asthma patients along with associated assessment thresholds to homogenize practice and stopping rules.

Methods

Study design

Expert opinions concerning anti-IL5 or IL5R treatment failure criteria were surveyed via a 5-step modified Delphi protocol (<https://osf.io/j83sf/>) from 11 March 2020 to 14 July 2020. The process consists in three phases: (1) the selection of relevant experts, (2) two brainstorming questionnaires during which the previously selected experts generated statements and (3) three ranking questionnaires during which the same experts assigned a five-level Likert-type value to each statement. Feedback from each questionnaire round was returned to the expert panel before proceeding with the next round.

Online survey software (SurveyMonkey; www.surveymonkey.com) was used to generate and manage the questionnaires while preserving expert anonymity and thus averting peer-pressure effects.¹⁰

Expert recruitment

All pulmonologists from the 12 French national severe asthma expert centres were invited by email to take part in the survey. Expert centres are defined as those affiliated with the national French CRISALIS network (Clinical Research Initiative for Severe Asthma).¹¹ Physicians from these sites were considered experts when responsible for the care and monitoring of at least 30 severe asthmatics.

Expert demographics

As part of the first questionnaire, participants were asked to provide demographic information, including gender and number of years of practice. Their level of expertise/activity was characterized by the number of severe asthmatic patients monitored, treated with biologics, prescribed anti-IL5 drugs, number of anti-IL5 prescriptions stopped for lack of efficacy or adverse reactions.

Brainstorming questionnaires and literature review

To launch the brainstorming process, the first questionnaire included open-ended questions to generate an initial list of raw statements relating to six categories: (1) predefined treatment goals when starting treatment, (2) cut-off points for evaluation, (3) the definition of treatment failure, (4) the notion of partial response along with the (5) management of patients in case of failure or (6) adverse effects. The results from the first round of brainstorming (B1) were grouped by theme and used to create a nonredundant, representative list of criteria which were then fed-back to all B1 participants.

While waiting on the B1 results, the related scientific literature was reviewed for already-published criteria. The point of our study is to precisely define failure criteria because the current medical literature lacks such a definition. Thus, the literature review was focused on response criteria used in clinical trials evaluating anti IL5 or IL5R drugs. This review was based on the following search criteria on clinicaltrials.gov: Severe Asthma, Mepolizumab, Benralizumab, Reslizumab. Based on the latter trials, a list of used efficacy criteria was created and sent to experts before the second brainstorming.

The feed-back from B1 along with the literature review was supposed to potentially inspire further

criteria, which were collected in the brainstorming 2 (B2) phase of the project. The answers to the second brainstorming were edited as for the first and then provided to all participants. At the end of B2, the statements provided by experts were categorized and filtered to avoid duplication and generate the final list of statements for the ranking phase of the process.

Item-rating questionnaire: ranking rounds

Following the brainstorming process, the final list of statements was individually presented via successive item-rating questionnaires to participants for ranking. Items were presented if initially suggested or considered as major criteria by at least 1/3 of the experts. A 5-point Likert-type scale was used to rank each item from “strongly disagree” to “strongly agree”. At the end of each round, results were fed back to participants. Serial ranking questionnaires continue with the same statements until stopping rules are met (consensus achieved at any round or consensus not achieved after three rounds of ranking). Once consensus was met for a given statement, the latter was not presented at the next round.

Consensus definition

Each ranking round results were considered relevant if 50% of centre participated. Consensus thresholds were established in an a priori fashion before the start of the study (<https://osf.io/j83sf/>). Positive consensus is considered achieved when $\geq 80\%$ of experts agreed with a statement with $> 50\%$ strong agreement and $< 15\%$ disagreement. Negative consensus is defined when $\geq 50\%$ indicated a disagreement. In any other case, the statement is considered as controversial.

Results

Experts

Of the 35 experts invited to participate in this Delphi study, 20 experts completed at least 1 of the 5 survey rounds. Of the 15 experts who took part in the first round of ranking, 10 experts completed all 3 rounds. These data are summarized in the study flowchart (Figure 1).

The demographics data and expertise of the panel are provided in Table 1. The experts had a median of 19 years of experience, with a median of 64

patients treated with anti-IL5 or IL5R each, with 19% stopping for ineffectiveness.

Ranking results

Ranking results for all three rounds are provided in Table 2. Anti-IL5 or IL5R response items submitted to the experts for ranking are those considered as major criteria during the brainstorming process (Figure 2).

Regarding predefined treatment objectives, the experts agreed that it is always necessary to establish a goals contract with the patient initiating anti-IL5 or IL5R treatment. The contract should be personalized for each patient, specify the initial assessment timeframe, be sent to all of the patient’s referring physicians and reviewed at 6 months. All of these goal-related proposals reached consensus in the first round.

The brainstorming and literature reviews provided several criteria that can be used to evaluate the therapeutic response to anti-IL5 or IL5R treatments. Lack of improvement in asthma control (daily symptoms/ control questionnaires) and lack of improvement in quality of life did not reach consensus as major decision criteria at the end of the ranking process and are thus considered minor criteria. The following reached consensus as major treatment failure criteria: (1) reduction in exacerbation rate of less than 25%, (2) reduction of oral corticosteroid therapy of less than 25% and (3) absence of reduction in emergency room visits, conventional hospitalizations or intensive care (no consensus was reached on a threshold for the latter criteria). The expert panel also agreed that when failure is established, the treatment can be stopped by any pulmonologist after consulting the prescriber. The latter applies even if the patient indicates that he or she is satisfied with the treatment.

When the level of response based on major criteria is only partial, experts indicated that the responses on minor criteria should be considered to assist decision making. The decision to stop treatment in this case also relies on available alternatives. Thus, stopping treatment for a partial response to major criteria is only recommended if an alternative from another pharmaceutical class exists, indicating a clear preference for switching rather than stopping. The consensus also supports that this decision should be approved by a multidisciplinary panel.

Pascal Chanez
Aix Marseille Univ., APHM,
Clinique des bronches
allergies et sommeil,
Marseille, France

Clinical Research Initiative
In Severe Asthma: a Lever
for Innovation & Science
(CRISALIS), F-CRIN
Network, INSERM US 015,
Toulouse, France

Aix Marseille Univ.,
INSERM U1263, INRA 1260
(C2VN), Marseille, France

Laurie Pahun
Aix Marseille Univ., APHM,
Clinique des bronches
allergies et sommeil,
Marseille, France

Clinical Research Initiative
In Severe Asthma: a Lever
for Innovation & Science
(CRISALIS), F-CRIN
Network, INSERM US 015,
Toulouse, France

Aix Marseille Univ.,
INSERM U1263, INRA 1260
(C2VN), Marseille, France

Aix Marseille Univ., CNRS,
EFS, ADES, Marseille,
France

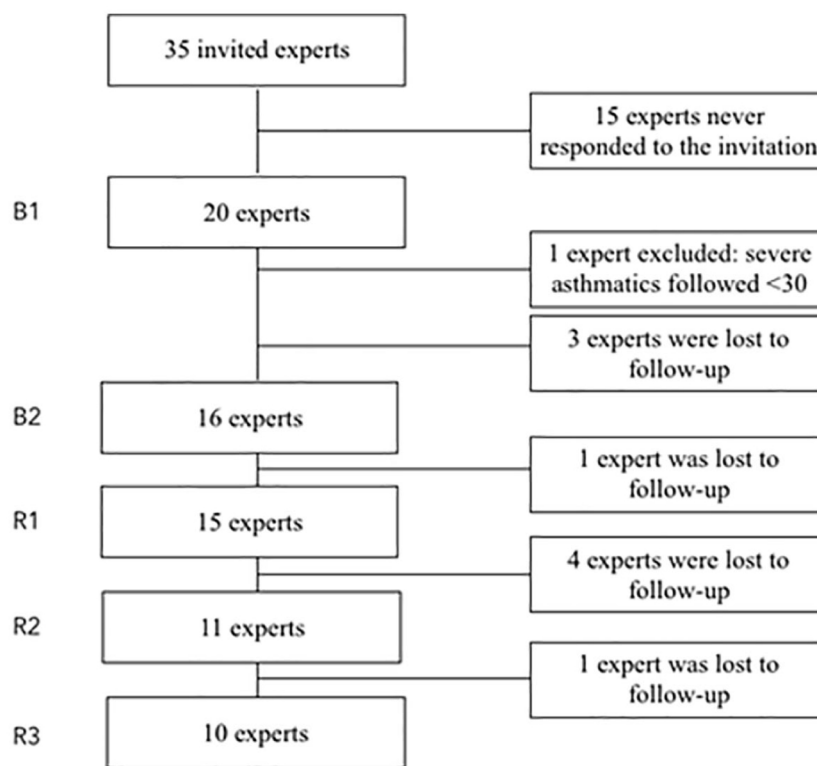


Figure 1. The study flowchart. B1/B2: Brainstorming rounds 1 or 2–R1/R2/R3: Ranking rounds 1, 2 or 3.

Table 1. Demographic data and characterization of the expert panel experience.

Variable	Percentage or median [IQR]
Gender, female (%)	40%
Average number of years of experience [min-max]	19 [4–40]
Average number of severe asthma patients followed [min-max]	185 [30–500]
Average number of severe asthma patients treated by bioterapy [min-max]	105 [15–360]
Average number of severe asthma patients treated or having been treated with anti-IL5 / R [min-max]	64 [13–300]
Reported percentage of patients for whom anti-IL5 / R treatment was stopped for ineffectiveness [min-max]	19% [3–38%]
Reported percentage of patients for whom anti-IL5 / R treatment was stopped for adverse event [min-max]	4% [0–13%]
IQR, interquartile range.	

Finally, if a serious treatment-related adverse event occurs, treatment can be stopped by any physician. However, no consensus was met in the event of a mild or moderate adverse event (Table 2).

Discussion

The main result of this study is the formulation of an expert consensus definition for anti-IL5 or IL5R treatment failure. The latter is tripartite and

Table 2. Results of the three ranking rounds.

Statements	Round	Number of experts	% Strongly agree	% Agree	% Neutral	% Disagree	% Strongly disagree	Consensus
Predefined treatment goals must always be set when initiating anti-IL5 treatment.	1	15	93	7	0	0	0	Positive
A goals contract is personalized for each patient.	1	15	80	20	0	0	0	Positive
The goals contract specifies the cut-off point for the initial assessment.	1	15	87	13	0	0	0	Positive
The goals contract must be specified in a report sent to the patient's referring physician(s).	1	15	73	13	13	0	0	Positive
Decrease in the annual rate of exacerbation is a major criterion.	1	15	93	7	0	0	0	Positive
Treatment fails if the reduction in the rate of exacerbation is less than								
25%	1	15	73	20	0	7	0	Positive
50%	1	15	27	40	7	27	0	Controversial
75%	1	15	7	7	13	40	35	Negative
100%	1	14	0	7	0	14	79	Negative
Not applicable, failure is not measured on this criterion	1	10	0	0	0	40	60	Negative
Reduction in the daily dose of oral corticosteroids is a major criterion.	1	15	93	7	0	0	0	Positive
Treatment fails if the reduction in the dosage of oral corticosteroids is less than:								
25%	1	15	53	40	7	0	0	Positive
50%	1	15	20	47	13	20	0	Controversial
75%	1	15	7	7	20	53	13	Negative
100%	1	15	7	0	7	13	73	Negative
Not applicable, failure is not measured on this criterion	1	10	0	0	0	40	60	Negative
Decrease in emergency room visits is a major criterion.	1	15	40	40	13	7	0	Controversial
Treatment fails if the decrease in emergency room visits is less than								
25%	2	11	55	27	18	0	0	Positive
Treatment fails if the decrease in emergency room visits is less than								
25%	1	13	62	15	15	8	0	Controversial
50%	1	13	15	46	23	15	0	Controversial
75%	1	13	15	8	23	31	15	Controversial
100%	1	13	23	0	15	0	46	Controversial

(Continued)

Table 2. (Continued)

Statements	Round	Number of experts	% Strongly agree	% Agree	% Neutral	% Disagree	% Strongly disagree	Consensus
Not applicable, failure is not measured on this criterion	1	11	9	18	9	27	27	Negative
25%	2	9	56	0	11	0	22	Controversial
50%	2	11	9	36	27	9	9	Controversial
75%	2	9	22	0	0	22	44	Negative
100%	2	9	22	0	0	11	56	Negative
Not applicable, failure is not measured on this criterion	2	-	-	-	-	-	-	NA
25%	3	9	22	0	11	11	33	Controversial
50%	3	10	10	30	20	0	20	Controversial
75%	3	-	-	-	-	-	--	NA
100%	3	-	-	-	-	-	-	NA
Not applicable, failure is not measured on this criterion	3	-	-	-	-	-	-	NA
Reduction in conventional hospitalizations is a major criterion.	1	15	67	20	13	0	0	Positive
Treatment fails if the reduction in conventional hospitalizations is less than								
25%	1	14	43	29	14	7	7	Controversial
50%	1	14	14	43	14	21	7	Controversial
75%	1	14	14	14	7	43	21	Negative
100%	1	14	21	7	14	0	57	Negative
Not applicable, failure is not measured on this criterion	1	11	0	18	9	27	45	Negative
25%	2	9	44	11	11	11	22	Controversial
50%	2	11	9	46	9	18	18	Controversial
75%	2	-	-	-	-	-	-	NA
100%	2	-	-	-	-	-	-	NA
Not applicable, failure is not measured on this criterion	2	-	-	-	-	-	-	NA
25%	3	9	33	11	0	33	22	Controversial
50%	3	10	20	10	40	20	10	Controversial

(Continued)

Table 2. (Continued)

Statements	Round	Number of experts	% Strongly agree	% Agree	% Neutral	% Disagree	% Strongly disagree	Consensus
75%	3	-	-	-	-	-	-	NA
100%	3	-	-	-	-	-	-	NA
Not applicable, failure is not measured on this criterion	3	-	-	-	-	-	-	NA
Reduction in intensive care hospitalizations is a major criterion.	1	15	80	13	7	0	0	Positive
Treatment fails if the reduction in intensive care hospitalizations is less than								
25%	1	14	43	36	0	14	7	Controversial
50%	1	14	36	14	7	36	7	Controversial
75%	1	14	21	21	0	29	29	Negative
100%	1	14	29	7	0	0	64	Negative
Not applicable, failure is not measured on this criterion	1	8	0	13	25	25	38	Negative
25%	2	10	50	20	0	0	30	Controversial
50%	2	10	40	20	0	20	20	Controversial
75%	2	-	-	-	-	-	-	NA
100%	2	-	-	-	-	-	-	NA
Not applicable, failure is not measured on this criterion	2	-	-	-	-	-	-	NA
25%	3	9	22	11	0	33	33	Negative
50%	3	10	30	10	20	10	30	Controversial
75%	3	-	-	-	-	-	-	NA
100%	3	-	-	-	-	-	-	NA
Not applicable, failure is not measured on this criterion	3	-	-	-	-	-	-	NA
Improving asthma control is a major criterion.	1	15	47	53	0	0	0	Controversial
	2	11	63	9	9	18	0	Controversial
	3	10	50	20	0	30	0	Controversial
Treatment fails if asthma								
Is uncontrolled	1	15	60	20	20	0	0	Controversial
Is partially controlled	1	15	13	27	27	27	7	Controversial

(Continued)

Table 2. (Continued)

Statements	Round	Number of experts	% Strongly agree	% Agree	% Neutral	% Disagree	% Strongly disagree	Consensus
Not applicable, failure is not measured on this criterion	1	10	0	10	20	30	40	Negative
Is uncontrolled	2	9	56	44	0	0	0	Controversial
Is partially controlled	2	9	22	11	56	0	11	Controversial
Not applicable, failure is not measured on this criterion	2	-	-	-	-	-	-	NA
Is uncontrolled	3	9	56	11	11	11	11	Controversial
Is partially controlled	3	9	11	44	11	22	11	Controversial
Not applicable, failure is not measured on this criterion	3	-	-	-	-	-	-	NA
Improving quality of life is a major criterion.	1	15	13	53	20	13	0	Controversial
	2	11	18	45	18	18	0	Controversial
	3	10	30	50	0	10	10	Controversial
Treatment fails if the quality of life:								
Is insufficient according to the patient	1	15	13	33	20	27	7	Controversial
Is insufficient according to a validated quality-of-life questionnaire	1	15	0	53	20	27	0	Controversial
Not applicable, failure is not measured on this criterion	1	11	0	27	9	27	36	Negative
Is insufficient according to the patient	2	11	22	44	11	0	22	Controversial
Is insufficient according to a validated quality of life questionnaire	2	11	20	40	20	0	20	Controversial
Not applicable, failure is not measured on this criterion	2	-	-	-	-	-	-	NA
Is insufficient according to the patient	3	10	20	50	10	10	10	Controversial
Is insufficient according to a validated quality of life questionnaire	3	10	10	50	10	10	20	Controversial
Not applicable, failure is not measured on this criterion	3	-	-	-	-	-	-	NA
Cut-off point for evaluation is 6 months.	1	15	53	33	13	0	0	Positive
In case of failure, treatment should be stopped.	1	15	40	40	13	7	0	Controversial
	2	11	72	27	0	0	0	Positive
In case of failure, the treatment can be stopped by a pulmonologist regardless of the place of practice, after consulting the prescriber.	1	15	20	33	0	40	7	Controversial
	2	11	55	27	0	0	9	Positive

(Continued)

Table 2. (Continued)

Statements	Round	Number of experts	% Strongly agree	% Agree	% Neutral	% Disagree	% Strongly disagree	Consensus
In case of a partial response to a major criterion, discontinuation of treatment should be discussed in a multidisciplinary consultation meeting.	1	15	27	40	13	20	0	Controversial
	2	11	18	63	0	9	9	Controversial
	3	10	50	30	10	10	0	Positive
In case of a partial response to a major criterion, the decision to stop treatment depends on the available alternatives.	1	15	53	47	0	0	0	Positive
	1	15	27	60	0	13	0	Controversial
In the event of a partial response to a major criterion, discontinuation of treatment is not recommended unless an alternative from another therapeutic class exists.	2	11	36	45	0	9	9	Controversial
	3	10	50	40	0	10	0	Positive
	1	15	20	73	0	7	0	Controversial
Response on minor criteria is used to adjust decision making in the event of a partial response.	2	11	45	55	0	0	0	Controversial
	3	10	60	40	0	0	0	Positive
	1	15	20	53	27	0	0	Controversial
Patient satisfaction is an essential prerequisite to continue treatment.	2	11	45	36	18	0	0	Controversial
	3	10	40	40	10	0	10	Controversial
	1	15	20	47	7	20	7	Controversial
In case of a mild or moderate adverse event, discontinuation of treatment should be discussed in a multidisciplinary consultation meeting after assessment of the benefit / risk ratio.	2	11	36	27	9	18	9	Controversial
	3	10	30	40	10	10	10	Controversial
	1	15	73	13	0	7	7	Positive
In case of a serious treatment-related adverse event, treatment can be stopped by any physician.								
NA, non applicable.								

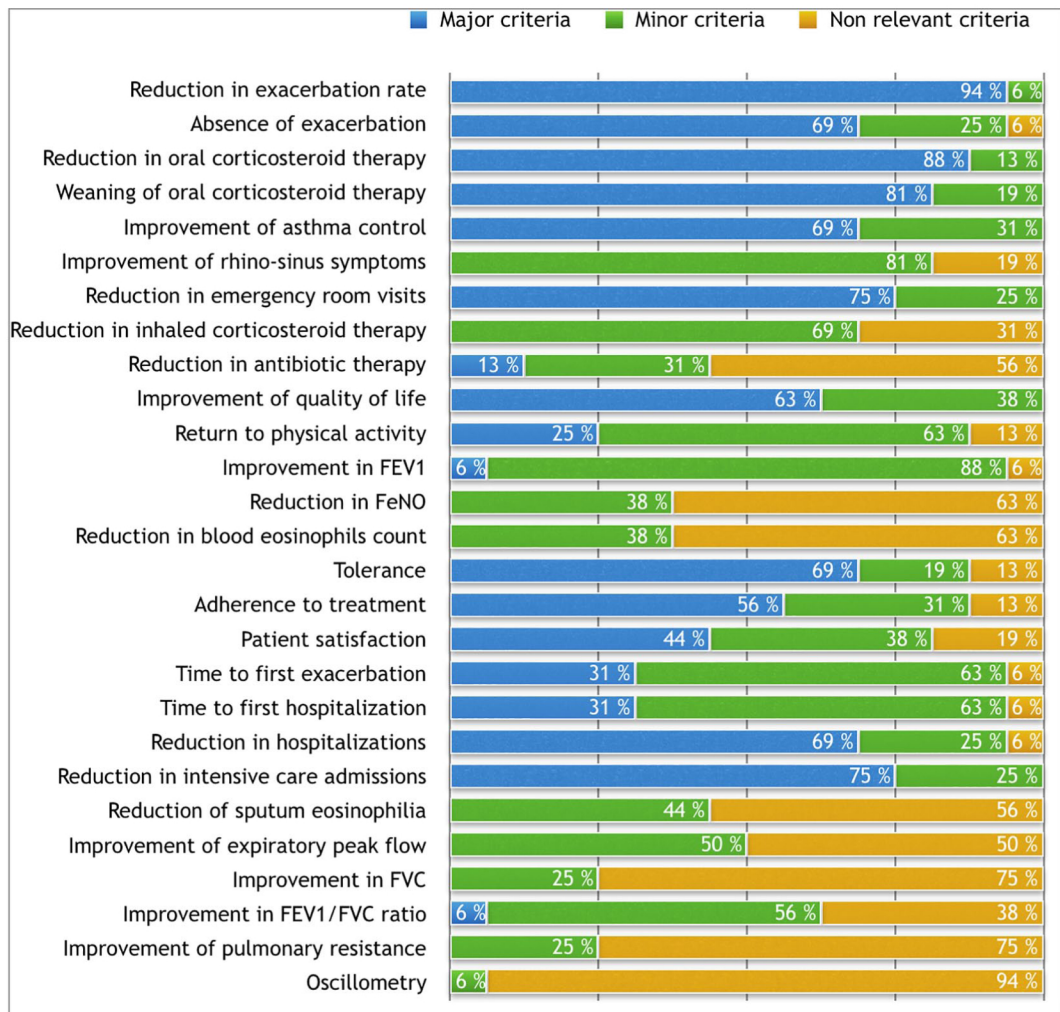


Figure 2. Categorization of anti-IL5 or IL5R response criteria by the panel ($n = 16$).

summarized as (1) absence of a reduction in exacerbation rates by at least 25% or (2) absence of a reduction in oral corticosteroid therapy by at least 25% of the initial dosage or (3) the occurrence of emergency room visits or hospitalizations (with or without intensive care) after 6 months of treatment. Treatment should be stopped when these criteria are met to avoid the unnecessary exposition of nonresponding patients.

To our knowledge, this is the first study characterizing anti-IL5 or IL5R treatment failure with objective consensus criteria. Acknowledging that experts recommendation are a weak level of evidence, this is the highest available to date to define anti IL5 or IL5R failure. In certain studies, thresholds have been proposed but set arbitrarily. Some considered inadequate response to anti-IL5

or IL5R when no reduction of exacerbation rate, no reduction of OCS dosage, no improvement in physical fitness, persistent severe obstruction in pulmonary function testing (PFT), inadequate treatment response according to patient, persistence of high T2 related biomarkers such as FeNO, persistence or even worsening of symptoms or persistence of uncontrolled comorbidities such as chronic rhinosinusitis or nasal polyps.^{12,13} Others considered sub-optimal response defined as failing to achieve either $\geq 50\%$ reduction in OCS dose, $\geq 50\%$ reduction in annualized exacerbation rate (AER), and an ongoing requirement of ≥ 7.5 mg prednisolone/day or an AER of ≥ 3 .¹⁴ The strength of our study is to base the notion of treatment failure on a robust definition established by consensus from an expert panel with appropriate knowledge of the issue. Common

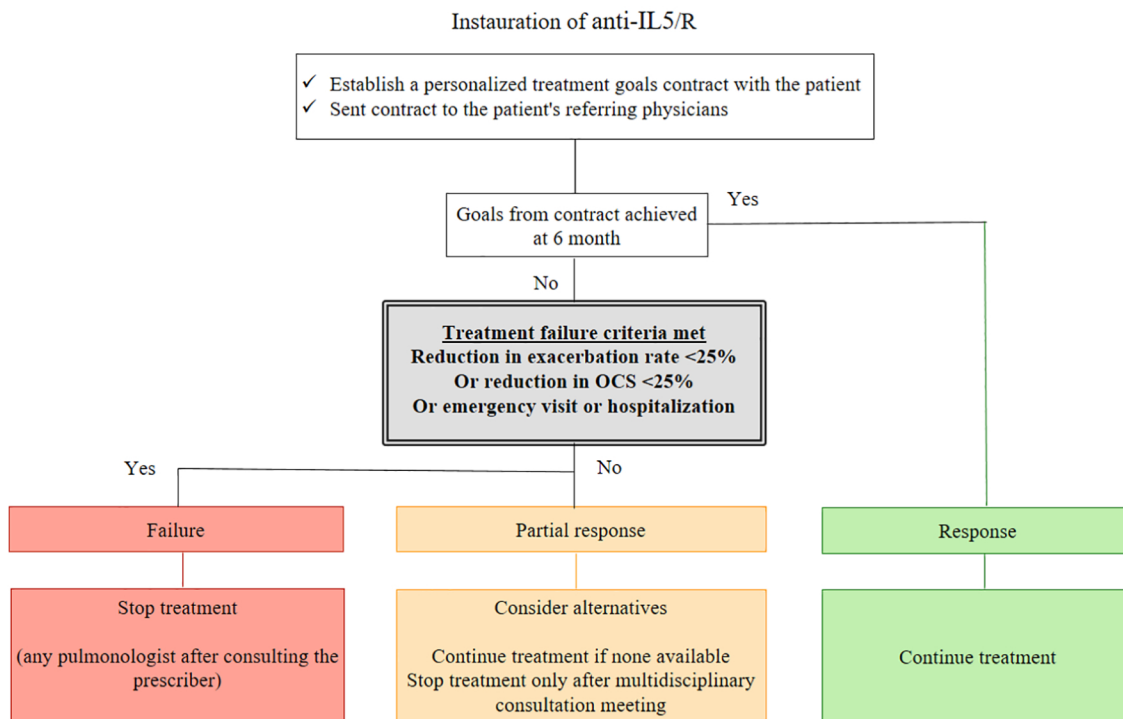


Figure 3. A summary of expert consensus recommendations based on the Delphi survey. OCS, oral corticosteroids.

criticism levelled at qualitative studies includes the subjectivity of a narrow panel.¹⁰ To minimize this bias, experts were selected via a nationally organized expert centre network to maximize relevance to the research question and the generalizability of the panel consensus to a wide distribution of experts.

In contrast to the across-the-board, treatment failure criteria, treatment efficacy goals were considered by the panel as a domain where case-by-case adaptation is required which is consistent with European Academy of Allergy and Clinical Immunology (EAACI) guidelines.¹⁵ Shared decision making is a model of the patient-physician relationship, defined as mutual sharing of information to build consensus about preferred treatment that culminates in an agreed action.^{16,17} Global Initiative for Asthma (GINA) guidelines state that effective asthma management requires the development of a partnership between the person with asthma and health care providers.¹⁸ Self-management education reduces asthma morbidity.¹⁹ There is emerging evidence that shared decision-making is associated with improved outcomes.²⁰ To date, the effectiveness of asthma treatment has

been evaluated according to global outcomes used in clinical trials which are not patient-specific.²¹⁻²³ In our study, all experts agreed that predefined treatment goals should be set with each patient, promoting shared decision making and personalized medicine. Thus, treatment efficacy should not be defined by pre-established thresholds homogenously applied to the entire asthma population.

Between adaptable, predefined, treatment efficacy goals and nonpersonalized treatment failure criteria, lies partial response. Treatment discontinuation was not recommended by the expert panel for partial responders unless an alternative from another therapeutic class exists and should be discussed in a multidisciplinary consultation meeting. In the absence of clear treatment failure, final decision making is shared with the patient. All consensus-based recommendations are summarized in Figure 3.

Our study is no exception to a common limitation of Delphi surveys:²⁴ the length of the process discouraged some experts, despite reminders and other procedures put in place to limit attrition. Moreover, the COVID-19 related situation at the

time of survey launching did not help participant retention. This possibility was acknowledged when designing this study and several experts from each site were invited to take part in order to optimize the chances that multiple sites were represented in the final consensus. Thus, a majority (67%) of the French expert centres initiating the process also completed it.

In conclusion, this study provides objective, easily applicable treatment failure criteria for anti-IL5 or IL5R biotherapies for the treatment of severe asthma. At the patient level, treatment stopping on validated criteria brings objectivity to therapeutic management. It will also help avoid unnecessary exposition of nonresponder patients to potential (though admittedly rare^{21,22}) adverse events and switching to a potentially more-efficient biotherapy when possible and needed. At the population level, such failure criteria will help identify and subsequently characterize nonresponders, an essential step prior to predicting treatment failure in identified phenotypes. In severe asthma, treatment sequences are often based on efficacy criteria and phenotypes overlap in terms of biotherapy options,²⁵ which can complicate how a physician chooses a first line of treatment. The diversity of available monoclonal antibodies and the overlap of their respective eligibility criteria necessitate the implementation of objective, stepwise, treatment strategies integrating treatment failure. The present work provides objective failure criteria for anti-IL5 or IL5R therapies. Further studies should determine if stopping criteria for other pharmacological classes (e.g. anti-IL4/13, anti-TSLP) are the same. The identification of non responders based these objective failure criteria may help implementing a “best treatment first” strategy when eligibility to several treatments exists.

Acknowledgements

The authors thank the CRISALIS/F-CRIN INSERM Network (Clinical Research Initiative In Severe Asthma: a Lever for Innovation & Science), members and coordination.

Author contributions

LM is the Guarantor. LM, CMS, and LP contributed to the conception and design. LM and LP contributed to analysis and interpretation. LM, LP, and PC contributed to redaction. LM, CMS, LP, KA, AB, CB, PC, JC, GD, SF, LG, MG, CT, and LP involved in correction.

Conflict of interest statement

The authors declared the following potential conflicts of interest with respect to the research, authorship and/or publication of this article: CMS reports a past grant from Astra Zeneca unrelated to the present work. KA reports personal fees from Roche, personal fees from Astra Zeneca, personal fees from Sanofi Genzym, outside the submitted work. AB reports grants, personal fees, nonfinancial support and other from Astra Zeneca, grants, personal fees and other from GSK, grants, personal fees, nonfinancial support and other from Boeringher Ingelheim, personal fees, nonfinancial support and other from Novartis, personal fees and other from Teva, personal fees and other from Regeneron, personal fees, nonfinancial support and other from Chiesi Farmaceutics, personal fees, nonfinancial support and other from Actelion, other from Gilead, personal fees and nonfinancial support from Roche, outside the submitted work. CB reports personal fees from Chiesi, personal fees from Astra Zeneca, personal fees from Sanofi Genzym, personal fees from Novartis, outside the submitted work. JC reports personal fees from Chiesi, outside the submitted work. GD reports grants and personal fees from GSK, personal fees from Astra Zeneca, personal fees from Chiesi, personal fees from Novartis, personal fees from Menarini, personal fees from Sanofi, outside the submitted work. SF reports investigator activities for Astra Zeneca and GlaxoSmithKline, investigator activities and congress fees for Sanofi, outside the submitted work. LG has been an investigator in clinical trials for AstraZeneca, MSD and Novartis, reports grants or fees for consulting from AstraZeneca, GlaxoSmithKline, Novartis and Sanofi-Regeneron, and fees for consulting from Bayer, Chiesi, MSD, not related to the present work. MG reports personal fees from GlaxoSmithKline, outside the submitted work. CT reports grants and personal fees from Astra Zeneca, grants and personal fees from Novartis, grants and personal fees from Sanofi, grants and personal fees from GSK, outside the submitted work. PC reports grants and personal fees from Boehringher Ingeheim, Almirall, Sanofi Aventis, GlaxoSmithKline, ALK, Astra Zeneca, Novartis, Teva, Chiesi and Aix Marseille University, outside the submitted work. LP reports personal fees from GlaxoSmithKline, personal fees from Chiesi, personal fees from Astra Zeneca, outside the submitted work. LM has no competing interests to declare.

Funding

The authors received no financial support for the research, authorship and/or publication of this article.

Data statement

The datasets used and analysed during the current study are available from the corresponding author on reasonable request after approval of all authors.

References

1. Nordon C, Grimaldi-Bensouda L, Pribil C, *et al.* Clinical and economic burden of severe asthma: a French cohort study. *Respir Med* 2018; 144: 42–49.
2. Bloechliger M, Reinau D, Spoendlin J, *et al.* Adverse events profile of oral corticosteroids among asthma patients in the UK: cohort study with a nested case-control analysis. *Respir Res* 2018; 19: 75.
3. Suehs CM, Menzies-Gow A, Price D, *et al.* Expert consensus on the tapering of oral corticosteroids for the treatment of asthma: a Delphi study. *Am J Respir Crit Care Med* 2020; 203: 871–881.
4. Bourdin A, Adcock I, Berger P, *et al.* How can we minimise the use of regular oral corticosteroids in asthma? *Eur Respir Rev* 2020; 29: 190085.
5. Xolair_06062012_avis_ct10947_130712.pdf, https://www.has-sante.fr/upload/docs/application/pdf/2012-07/xolair_06062012_avis_ct10947_130712.pdf (accessed 11 August 2020).
6. Bel EH, Wenzel SE, Thompson PJ, *et al.* Oral glucocorticoid-sparing effect of mepolizumab in eosinophilic asthma. *N Engl J Med* 2014; 371: 1189–1197.
7. Nair P, Wenzel S, Rabe KF, *et al.* Oral glucocorticoid-sparing effect of benralizumab in severe asthma. *N Engl J Med* 2017; 376: 2448–2458.
8. Rabe KF, Nair P, Brusselle G, *et al.* Efficacy and safety of dupilumab in glucocorticoid-dependent severe asthma. *N Engl J Med* 2018; 378: 2475–2485.
9. Pérez de Llano L, Dávila I, Martínez-Moragón E, *et al.* Development of a tool to measure the clinical response to biologic therapy in uncontrolled severe asthma: the FEV₁, exacerbations, oral corticosteroids, symptoms score. *J Allergy Clin Immunol Pract* 2021; 9: 2725–2731.
10. Sinha IP, Smyth RL and Williamson PR. Using the Delphi technique to determine which outcomes to measure in clinical trials: recommendations for the future based on a systematic review of existing studies. *PLoS Med* 2011; 8: e1000393.
11. CRISALIS (Clinical Research Initiative in Severe Asthma: a Lever for Innovation & Science): un réseau dédié à la recherche clinique dans l'asthme sévère qui a été labellisé F-CRIN en 2018 | F-CRIN, <https://www.fcrin.org/crisalis-clinical-research-initiative-severe-asthma-lever-innovation-science-reseau-dedie-recherche> (accessed 24 August 2020).
12. Drick N, Milger K, Seeliger B, *et al.* Switch from IL-5 to IL-5-receptor α antibody treatment in severe eosinophilic asthma. *J Asthma Allergy* 2020; 13: 605–614.
13. Eger K, Kroes JA, Ten Brinke A, *et al.* Long-term therapy response to anti-IL-5 biologics in severe asthma—a real-life evaluation. *J Allergy Clin Immunol Pract* 2021; 9: 1194–1200.
14. Kavanagh JE, Hearn AP, d'Ancona G, *et al.* Benralizumab after sub-optimal response to mepolizumab in severe eosinophilic asthma. *Allergy* 2021; 76: 1890–1893.
15. Agache I, Akdis CA, Akdis M, *et al.* EAACI biologicals guidelines—recommendations for severe asthma. *Allergy* 2021; 76: 14–44.
16. Charles C, Gafni A and Whelan T. Shared decision-making in the medical encounter: what does it mean? (Or it takes at least two to tango). *Soc Sci Med* 1997; 44: 681–692.
17. Emanuel EJ. Four models of the physician-patient relationship. *JAMA* 1992; 267: 2221.
18. GINA 2020. Global strategy and for asthma management and prevention, https://ginasthma.org/wp-content/uploads/2020/06/GINA-2020-report_20_06_04-1-wms.pdf (accessed 3 August 2020).
19. Gibson PG, Powell H, Wilson A, *et al.* Self-management education and regular practitioner review for adults with asthma. *Cochrane Database Syst Rev* 2003; 1: CD001117, <http://doi.wiley.com/10.1002/14651858.CD001117> (accessed 15 January 2021).

20. Wilson SR, Strub P, Buist AS, *et al.* Shared treatment decision making improves adherence and outcomes in poorly controlled asthma. *Am J Respir Crit Care Med* 2010; 181: 566–577.
21. Ortega HG, Liu MC, Pavord ID, *et al.* Mepolizumab treatment in patients with severe eosinophilic asthma. *N Engl J Med* 2014; 371: 1198–1207.
22. FitzGerald JM, Bleecker ER, Nair P, *et al.* Benralizumab, an anti-interleukin-5 receptor α monoclonal antibody, as add-on treatment for patients with severe, uncontrolled, eosinophilic asthma (CALIMA): a randomised, double-blind, placebo-controlled phase 3 trial. *Lancet* 2016; 388: 2128–2141.
23. Bleecker ER, FitzGerald JM, Chanez P, *et al.* Efficacy and safety of benralizumab for patients with severe asthma uncontrolled with high-dosage inhaled corticosteroids and long-acting β 2-agonists (SIROCCO): a randomised, multicentre, placebo-controlled phase 3 trial. *Lancet Lond Engl* 2016; 388: 2115–2127.
24. Boukdedid R, Abdoul H, Loustau M, *et al.* Using and reporting the Delphi method for selecting healthcare quality indicators: a systematic review. *PLoS ONE* 2011; 6: e20476.
25. Humbert M, Albers FC, Bratton DJ, *et al.* Effect of mepolizumab in severe eosinophilic asthma according to omalizumab eligibility. *Respir Med* 2019; 154: 69–75.