



HAL
open science

Activity of Pd_n (n = 1–5) Clusters on Alumina Film on Ni₃Al(111) for CO Oxidation: A Molecular Beam Study

Georges Sitja, Claude R Henry

► **To cite this version:**

Georges Sitja, Claude R Henry. Activity of Pd_n (n = 1–5) Clusters on Alumina Film on Ni₃Al(111) for CO Oxidation: A Molecular Beam Study. *Journal of Physical Chemistry C*, 2021, 125 (24), pp.13247-13253. 10.1021/acs.jpcc.1c02060 . hal-03372788

HAL Id: hal-03372788

<https://hal.science/hal-03372788v1>

Submitted on 11 Oct 2021

HAL is a multi-disciplinary open access archive for the deposit and dissemination of scientific research documents, whether they are published or not. The documents may come from teaching and research institutions in France or abroad, or from public or private research centers.

L'archive ouverte pluridisciplinaire **HAL**, est destinée au dépôt et à la diffusion de documents scientifiques de niveau recherche, publiés ou non, émanant des établissements d'enseignement et de recherche français ou étrangers, des laboratoires publics ou privés.

Activity of Pd_n (n=1-5) clusters on alumina film on Ni₃Al(111) for CO oxidation: a molecular beam study

Georges Sitja and Claude R. Henry

Aix-Marseille Université, CNRS, CINaM, F-13288 Marseille, France

Single atom catalyst (SAC) is a vivid new area of research in catalysis. However, the activity in CO oxidation of isolated Pt or Pd atoms, generally supported on an oxide powder, is still controversial. Furthermore, the steady state activity of few atoms clusters is still not yet quantitatively known. In this work we study, by molecular beam reactive scattering (MBRS), the activity of Pd_n (n= 1-5) clusters, grown on a nanostructured alumina films on a Ni₃Al(111) surface. It is shown that the single atoms are not active at 473 K but they diffuse and coalesce at 533K forming larger clusters. The activity of a cluster is proportional to the number of atoms it contains (n=2-5). At 533 K, the activity per (surface-) atom, which is the turnover frequency (TOF), is constant. Its value is close to those obtained for large clusters of 181±13 atoms and Pd (111) extended surfaces, in the same experimental conditions.

I. Introduction

A key question in catalysis is: how to reduce the quantity of precious metals in catalysts which are rare and expensive? A tentative answer was given in 2011 by the discovery that single Pt atoms supported on iron oxide powder could catalyze CO oxidation [1]. Indeed this paper showed, for the first time, that isolated Pt atoms identified by HAADF-STEM, before the reaction, were more active near room temperature than gold nanoparticles on Fe₂O₃ (a reference catalyst for CO oxidation at RT which is much more active than Pt particles catalyst at this temperature). Since the publication of this paper an explosion of publications appears on this new topic called ‘Single Atom Catalyst’ (SAC). An excellent review of this topic has been published recently by Liu and Corma [2]. Other metals than Pt like Pd, Ni, Ru, Rh, Au, Ag have shown single atom activity for various reactions but CO oxidation remains the most studied reaction on SACs [2]. Pt₁ supported on alumina showed a smaller activity than on iron oxide [3]. Pd₁ supported on -alumina was also found active in CO oxidation [4]. However, some controversy appears about the catalytic activity of SACs. An infrared study showed that on a Pt/HZSM-5 catalyst only Pt clusters are active in CO oxidation and water-gas shift whereas that Pt₁ is only spectator [5]. More recently, two *in situ* studies during reaction have shown that Pt clusters and nanoparticles supported on Al₂O₃ and TiO₂, are more active in CO oxidation than Pt single atoms [6, 7]. In fact, these studies show that during reaction Pt atoms are not stable and coalesce forming Pt clusters. Other studies, using STEM or infrared spectroscopy, have shown that Pt atoms on TiO₂ nanoparticles are stable under oxygen but diffuse under hydrogen at 450°C [8], that Pt atoms on Fe₂O₃ coalesce under CO or H₂ [9] and that Pd atoms supported on -Al₂O₃ coalesce under CO oxidation [10]. A mean to avoid coalescence of Pt atoms is to isolate Pt atoms on TiO₂ nanoparticles (5 nm) [11]. In the last study the turnover frequency (TOF) for CO oxidation on Pt single atoms was found two times larger than on 1 nm particles [11]. Besides these controversies, several problems remain unsolved with SACs. First, the anchoring sites for metal atoms which certainly play a role in their catalytic activity are generally unknown that is a severe limitation for a valuable comparison between experiment and theory. Second, the actual dispersion of the catalyst is not always accurately known (for example a few metal clusters can have a much higher activity than single atoms) that limits an accurate determination of the TOF. Third, there is a lack of knowledge about the evolution of the catalytic activity as a function of the number of atoms forming the cluster. This last point can be in principle solved by experiments with size selected deposited clusters [12-17]. In 1999, U. Heiz and co-workers studied by temperature programmed reaction (TPR) the CO oxidation of Pt_n (n= 5-20) clusters trapped on point defects of the surface on an MgO film [12]. The activity (obtained by integration of the TPR peaks) was found dependent of the number of atoms in the clusters but it was not possible to measure the steady state activity by this method. The same group tried to measure by TPR the activity in CO oxidation of Pd single atoms deposited on the same MgO surface [13]. However, during the first TPR cycle Pd single atoms moved and coalesced [13]. By using a pulsed CO valve TOF and reaction probability (RP) measurements, for CO oxidation, have been obtained on Pd₈ and Pd₃₀ clusters on MgO (100) films [14]. Recently, the group of Anderson measured the true steady state activity in CO oxidation of Pd_n (n= 5, 20, 25) clusters supported on alumina films [15]. In

2015 the group of Yasumatsu has studied the CO oxidation on Pt_n (n=10, 30, 60) supported on Si(111) [16]. Later, Watanabe and coworkers have studied by TPR the CO oxidation of Pt_n (n = 7-35) clusters supported on Al₂O₃/NiAl (110) ultrathin films [17].

In the recent years surface science studies, using mainly STM and TPR techniques, have been devoted to the reactivity of single atoms deposited on oxide surfaces. Parkinson and coworkers have shown that isolated Pd atoms are stable up to 673 K on Fe₃O₄ (100) surface under UHV while under CO they are mobile at RT [18] as well as Pt atoms [19]. The oxidation of methanol has been also studied by TPR on Pd single atoms on Fe₃O₄(001) but at RT Pd atoms coalesce in the presence of methanol [20]. In order to stabilize atoms or small clusters on a surface, several groups have tried to use templates having a regular array of defects acting as nucleation centers and anchoring sites for clusters [21]. Indeed, perfect arrays of Sm and Dy atoms have been obtained by atom deposition at 40 K on the moiré structure formed by a graphene monolayer on Ir(111) [22] but deposited atoms become mobile already at 78 K. On the same graphene template, the group of Michely showed that it was not possible to stabilize clusters smaller than 5 atoms at RT and moreover the clusters became mobile under CO or O₂ [23]. The same group used another template h-BN/Ir (111) allowing stabilization of Ir clusters containing 6 to 175 atoms up to 700K under UHV [24]. On h-BN/Rh(111) another group has prepared at RT, under UHV, Pt single atoms and Pt_n clusters (n=2-50) [25]. Pt clusters containing around 12 atoms were stable up to 400 K [25]. Another study with the same template has shown that Pd single atoms are mobile and coalesce at RT under UHV [26]. A third template, formed by an ultrathin film (0.5 nm) of alumina obtained by high temperature oxidation of a Ni₃Al (111) surface, has been discovered by Becker et al [27] and used to grow arrays of clusters (Cu, Ag, Au,...). On this template Pd clusters containing 5 to 400 atoms are stable up to 600K under UHV and under CO, at least up to 500K, allowing the measurement of the desorption energy of CO as a function of cluster size [28, 29]. The CO oxidation has been studied on such arrays of Pd clusters (181 atoms) by MBRS (molecular beam reactive scattering) at steady state [30] and under transient conditions to determine the Langmuir-Hinshelwood barrier as a function of cluster size (174, 360 and 768 atoms) [31]. The surface structure of ultrathin alumina film on Ni₃Al (111) has been investigated at atomic resolution by nc-AFM and STM [32, 33]. This alumina film presents two hexagonal superstructures formed by well-defined sites which are nucleation centers for the metal clusters. Pd clusters sit on the 'dot' structure which has a density of sites of $6.5 \times 10^{12} \text{ cm}^{-2}$ while V clusters are formed on the 'network' structure with a density of sites of $1.95 \times 10^{13} \text{ cm}^{-2}$ [27]. A third hexagonal superstructure called 'dot/3' and corresponding to a density of 5.85×10^{13} clusters per cm², has been recently discovered by growing small Pt clusters (1-6 atoms) at RT, while by growth at 573 K the Pt clusters sit on the 'network' structure [34].

In this paper we form, by atom deposition, very small Pd clusters (1-5 atoms) on the 'dot' structure of Al₂O₃/Ni₃Al (111) and we measure the steady state rate of CO oxidation at different temperatures by MBRS. From a careful analysis of the CO₂ production as a function of the mean number of atoms per site of the 'dot' structure we show that Pd single atoms are inactive and that the activity of larger clusters is proportional to the number of atoms they contain.

II. Experimental

2.1. Sample preparation

Ni₃Al (111) surfaces are prepared by several cycles of Ar ion sputtering (current = 15 A, energy = 2 keV, time = 15 min) followed by annealing at 1100K during 20 min. The sample temperature is accurately measured by a thermocouple in intimate contact with the Ni₃Al (111) single crystal and by an optical pyrometer. The alumina film is obtained by oxidation of the Ni₃Al (111) surface at 1000K under oxygen (P_{O₂} = 5×10^{-8} mbar, exposure = 45 L). The quality of the alumina film is checked *in situ* by low energy electron diffraction (LEED) [28]. Pd clusters are grown by deposition at 373 K of Pd atoms from a Knudsen cell. The Pd flux ($2.30 \pm 0.03 \times 10^{12}$ atoms/s.cm²) is *in situ* calibrated before each deposition by a quartz crystal microbalance. The quality of the organization and the reproducibility of the arrays of Pd clusters has been checked *in situ* by STM and GISAXS (grazing incidence small angle X-ray scattering) in previous studies [28, 29]. For a random distribution atoms on an array of defects and if the clusters cannot escape from these defects, the size distribution is given

by the Poisson law. The occurrence of a Poisson distribution for Pd clusters grown $\text{Al}_2\text{O}_3 / \text{Ni}_3\text{Al}(111)$ is supported by previous STM and GISAXS *in situ* characterization [28] and by Monte Carlo simulation [40]. The Poisson law gives for a deposit corresponding to a mean occupation of Q atoms per site (= number of deposited atoms divided by the number of sites) the probability $P(Q, n)$ to have a nucleation center occupied by a cluster of n atoms:

$$P(Q, n) = (Q^n / n!) e^{-Q} \quad (1)$$

Table 1 gives $P(Q, n)$ for deposits of 0.2 to 2 atoms per nucleation site. As seen in the introduction Pd clusters sit on the sites of the ‘dot’ structure. The density of nucleation sites is $n_s = 6.5 \times 10^{12} \text{ cm}^{-2}$. $P(Q, 0)$ is the probability to have empty sites and the density of empty sites is $n_s \cdot P(Q, 0) = n_s \cdot e^{-Q}$, then the density of occupied sites is $n_s \cdot (1 - e^{-Q})$. From table 1 we see that for the very small deposits we are concerned in this paper ($0.2 < Q < 2.5$) not all sites are occupied.

Q (atoms/site)	P(Q,0)	P(Q,1)	P(Q,2)	P(Q,3)	P(Q,4)	P(Q,5)
0.2	0.8187	0.1637	0.0163	0.0011	5.46×10^{-5}	2.18×10^{-6}
0.5	0.6065	0.3032	0.0758	0.0126	0.0015	1.58×10^{-4}
1.0	0.3679	0.3679	0.1839	0.0613	0.0153	0.0031
1.5	0.2231	0.3347	0.2510	0.1255	0.0471	0.0141
2.0	0.1353	0.2707	0.2707	0.1804	0.0902	0.0361

Table 1: Probability $P(Q,n)$ to have a cluster of size n for a deposit of Q atoms/site given by the Poisson distribution.

2.2 Reactivity measurements

The reactivity of Pd clusters has been studied at constant temperature (473 and 533K) with a background pressure of isotopically labelled oxygen ($^{18}\text{O}_2$) and a CO molecular beam. The CO beam, produced by supersonic expansion, is collimated in order that all the CO molecules impinge only the sample surface. The intensity of the CO beam ($J_{\text{CO}} = 2.0 \times 10^{13} \text{ molecules cm}^{-2} \text{ s}^{-1}$ and the equivalent pressure is $P_{\text{CO}} = 6.8 \times 10^{-8} \text{ mbar}$) is modulated by a programmable shutter. The molecules coming out from the sample (CO and CO_2) are detected by a mass spectrometer. In order to have the highest sensitivity for the small amount of Pd on the sample (0.002 to 0.014 ML) the entrance of the mass spectrometer has been placed the closest as possible from the sample surface without occulting the CO beam. The mass spectrometer is working in a pulse counting mode. In order to have accurate and reproducible results we use rigorously the same experimental procedure which is illustrated by figure 1.

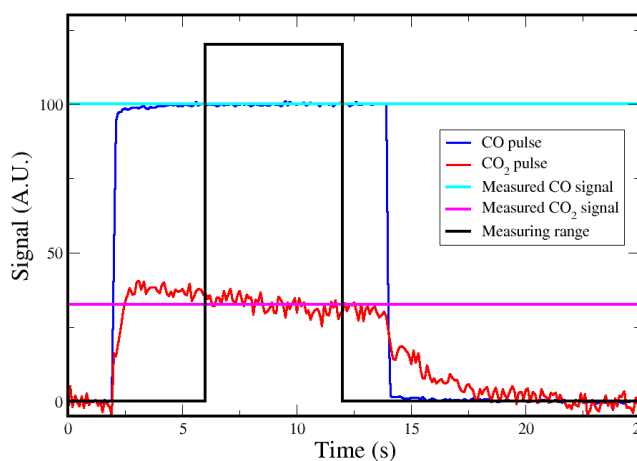


Figure 1: Example of experimental signals illustrating the experimental procedure for reactivity measurements. In blue: CO signal corresponding to CO desorbing from the sample before the introduction of O_2 (at $T \geq 473 \text{ K}$ the adsorption of CO on Pd clusters is fully reversible). In red: CO_2 signal (multiplied by a factor of 10) corresponding to the reaction, on the sample surface, of CO from the molecular beam with background $^{18}\text{O}_2$. In black: window where the steady state CO_2 production is obtained by the averaged value of the signal.

After deposition of Pd (at 373K) the sample is heated up to the set point temperature for the reaction (avoiding any overshoot that could induce mobility of the Pd). The intensity of the CO flux desorbing from the sample is first measured by averaging over 10 pulses of 12 seconds as illustrated in fig. 1. As at $T \geq 473$ K the adsorption of CO on Pd clusters is fully reversible, the desorbed flux is equal to the impinging flux. Then, a background pressure (5×10^{-8} mbar) of labelled oxygen ($^{18}\text{O}_2$) is introduced in the UHV chamber. To measure the reaction rate, a CO pulse of 12 s width in a cycle of 25 s is generated and the $^{12}\text{C}^{16}\text{O}^{18}\text{O}$ signal is continuously recorded. In order to increase the signal to noise ratio, the signal is averaged on 100 cycles for CO_2 . The trigger is adjusted to start the acquisition of the signal two second before the opening of the CO beam in order to facilitate the subtraction of the CO_2 baseline (see figure 1). The steady state CO_2 production is obtained by adjusting by a constant the signal between 6 and 12 s (see figure 1). In order to correct from an evolution of the sensitivity of the mass spectrometer the CO_2 signal is divided by the intensity of the CO signal. The same experiment is repeated four times to check an eventual evolution of the CO_2 production. In fact (see figure S1, S2 in the supplementary material) at temperature larger than 493 K, the measured activity evolves between the first and the second experiment and then it is stable while at 473 K there is no noticeable change. We come back on this evolution in the discussion section. All this procedure is also carried out before the growth of Pd clusters in order to measure, in exactly the same conditions, the activity of the bare alumina film. This activity is weak but not zero and it has to be subtracted from the measured activity after Pd deposition. The intrinsic activity of the alumina film is 1.5 times smaller than the activity of a deposit of 1 atom/site at 473 K and 4.5 times smaller at 533K.

III. Experimental results

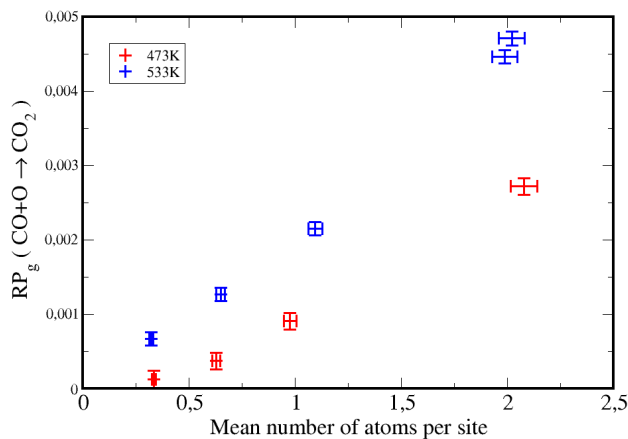


Figure 2: Activity in CO oxidation (RP_g) plotted as a function of the mean number of atoms per site (Q) at 473 K and 533 K

Figure 2 displays the activity in CO oxidation at $T = 473$ K and $T = 533$ K as a function of the mean number of atoms per site (Q). As the rate of CO_2 production is divided by the intensity of the CO beam (J_{CO}) impinging on the substrate this activity represents the probability that a CO molecule impinging on the sample reacts with adsorbed oxygen to form a CO_2 molecule. We call this term global reaction probability (RP_g). The normal reaction probability (RP) is the probability that one CO molecule striking the catalyst surface (Pd clusters in our case) forms a CO_2 molecule. RP is obtained by dividing the RP_g by the Pd coverage (θ_{Pd}) as long as the clusters stay two-dimensional (2D).

$$\text{RP} = \text{RP}_g / \theta_{\text{Pd}} \quad (2)$$

The activity (RP_g) increases with temperature. One can remark that at 533K the activity seems to approach zero, more or less linearly when the Pd coverage decreases. It is not the case at 473 K where the reaction seems to require a minimum Pd coverage to start. For the small coverages used in these experiment, the clusters practically contain a maximum of 5 atoms (see table 1) then we can

reasonably assume that all the atoms are exposed to the reacting gas and thus potentially can catalyze the CO oxidation.

In a general way, we can express the total activity A (number of CO₂ molecules produced per second and per unit surface of the sample) by the following equation:

$$A(Q) = n_s \cdot [a_1 P_1(Q) + a_2 P_2(Q) + a_3 P_3(Q) + a_4 P_4(Q) + a_5 P_5(Q) + \dots] \quad (3)$$

In this equation n_s is the density of sites which has been determined, by STM observations ($n_s = 6.5 \times 10^{12} \text{ cm}^{-2}$ for Pd on Al₂O₃/Ni₃Al(111) [29]); a_i and $P_i(Q)$ are the total activity of a cluster of i atoms (number of CO₂ molecules produced per second by a cluster of size i) and the probability to have a site occupied by a cluster of i atoms, respectively (then $n_s \cdot P_i$ is equal to the number of clusters of size i per unit surface of the sample). The quasi-linear evolution of the activity as a function of Q at 533K can be easily explained if the total activity of a cluster is proportional to the number of atoms it contains.

Indeed, if $a_i = i \cdot a$ equation 3 becomes:

$$A(Q) = n_s \cdot a [P_1(Q) + 2P_2(Q) + 3P_3(Q) + 4P_4(Q) + 5P_5(Q) + \dots] = n_s \cdot a \cdot Q \quad (4)$$

A demonstration of the fact that a linear variation of A as function of Q implies that $a_i = i \cdot a$, is given in Supplementary Information. It is worthy to notice that this is valid for any size distribution of the clusters. The slope of the straight line (a) represents the activity per atom which is the TOF.

At 473 K, the evolution of the activity as a function of Q differs significantly from linearity. To understand this different behavior we make the following assumptions: (1) the deposition at 373K generates, as expected, a Poisson distribution; (2) some size classes of clusters do not contribute to the reaction; (3) for other clusters the activity is proportional to their number of atoms (what we learn from experiments performed at 533K).

If we consider that single atoms do not contribute to the reaction the activity will be:

$$A(Q) = n_s \cdot a [2P_2(Q) + 3P_3(Q) + 4P_4(Q) + 5P_5(Q) + \dots] = n_s \cdot a (Q - P_1) \quad (5)$$

Now, considering that monomer and dimers do not contribute to the reaction the reactivity will be:

$$A(Q) = n_s \cdot a [Q - P_1(Q) - 2P_2(Q)] \quad (6)$$

Taking into account the first assumption of a Poisson distribution of clusters at 373K, $P_1(Q) = Q \cdot e^{-Q}$ and $P_2(Q) = \frac{1}{2} Q^2 \cdot e^{-Q}$.

In the experiment we measure the global reaction probability ($RP_g = A(Q)/J_{CO}$) instead of the activity $A(Q)$. We have tried to fit the experimental data with equations 4, 5 and 6 which correspond to the case where all deposited atoms contribute to the reaction, only dimers and larger clusters are active and only trimers and larger clusters are active, respectively. We see on figure 3 that the data obtained at 533 K fit rather well with the first case where the activity per cluster is proportional to the number of atoms in the cluster and do not fit at all with the case where single atoms are not active nor with the case where single atoms and dimers are not active. On figure 4 we see that the data obtained at 473K behave differently, they fit only with the case where single atoms are not active for the reaction.

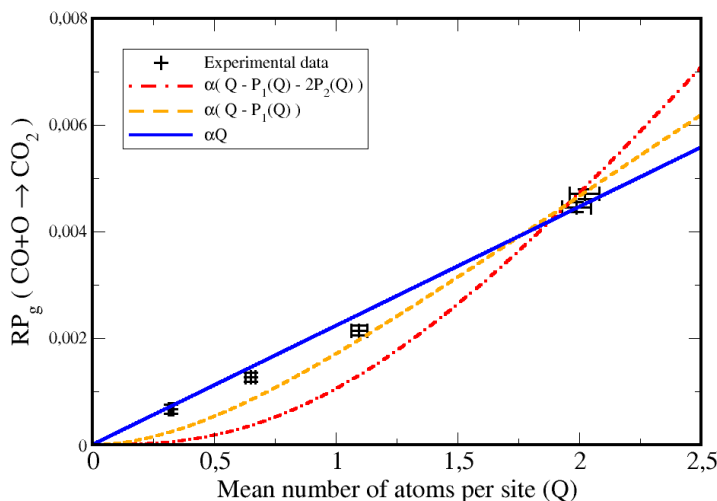


Figure 3: Fit of the activity in CO oxidation (RP_g) at 533 K, as a function of the mean number of deposited Pd atoms per sites (Q), with 3 functions: in blue (1) Q , in yellow (2) $[Q - P_1(Q)]$, in red (3) $[Q - P_1(Q) - 2P_2(Q)]$. They correspond to three cases: (1) all atoms equally contribute to the

reaction, (2) single atoms are not active for the reaction, (3) single atoms and dimers are not active. The best fit corresponds to the linear variation with $\alpha = 0.00223$. $P_1(Q)$ and $P_2(Q)$ are given by the Poisson law. The fitting parameter α is equal to $a \cdot n_s / J_{CO}$.

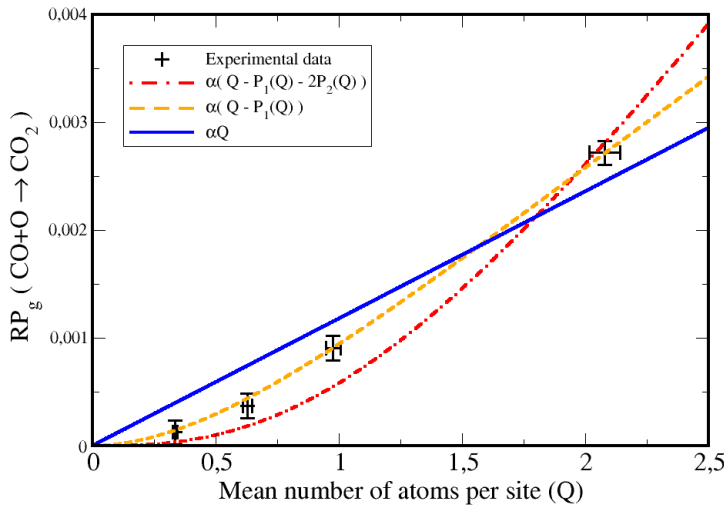


Figure 4: Fit of the activity in CO oxidation (RP_g) at 473 K, as a function of the mean number of deposited Pd atoms per sites (Q), with the three functions defined in fig.1. The best fit is obtained for the second function with $\alpha = 0.00149$ which corresponds to the case where single atoms are not active. The fitting parameter α is equal to $a \cdot n_s / J_{CO}$.

From figure 3 the best fit (linear fit) is obtained for a slope $\alpha = 0.00223$ which is proportional to a , the activity per atom, in eq. 4. From figure 4 the best fit is obtained with the model where the single atoms are not active, with $\alpha = 0.00149$, meaning that only dimers and larger clusters contribute to the reaction.

The TOF is defined by the number of produced CO_2 molecules per second and per cm^2 divided by the number of Pd atoms per cm^2 , it can be calculated by the following equation:

$$TOF = RP_g \cdot J_{CO} / Q \cdot n_s \quad (7)$$

Then at $T = 533$ K, $TOF = 3.077 \cdot 10^{-3} = 6.9 \times 10^{-3} s^{-1}$. At 473 K the TOF depends of Q it is equal to $4.6 \times 10^{-3} \times (1 - e^{-Q}) s^{-1}$.

Figure 5 represents the mean number of active atoms as a function of the mean number of atoms per site. Thus it confirms that at 473 K some atoms do not contribute to the reaction while at 533 K all deposited atoms do contribute. The difference between the blue and the yellow curve corresponds to the mean number of isolated atoms. We will discuss about this apparent contradictory results in the next section.

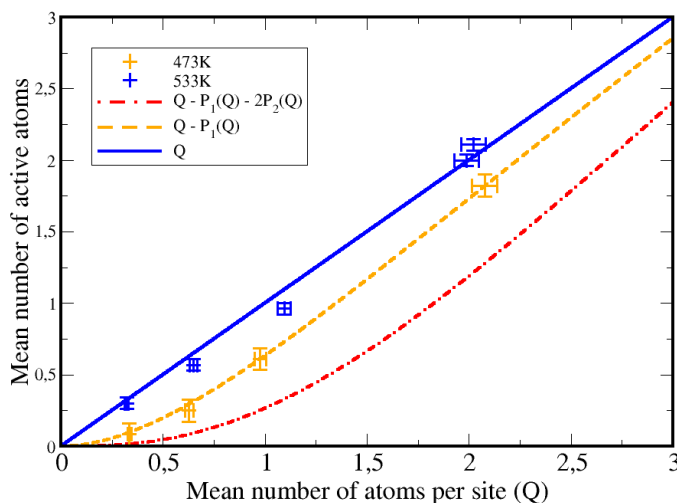


Figure 5: Mean number of active atoms in CO oxidation as a function of the mean number of atoms per sites (Q). The blue, yellow and red curves corresponds to the three cases defined in fig.3. The data points in blue and in yellow corresponds to $T = 533$ K and $T = 473$ K, respectively and they have been multiply by the reciprocal value of the factors obtained from the best fits.

IV. Discussion

4.1. Stability of single atoms

The experimental results show that at 473 K only the Pd_n clusters with n ≥ 2 are active in CO oxidation while at 533 K all the deposited atoms contribute to the reaction. This apparent contradiction can be explained by assuming that at 533 K the originally isolated atoms are in a different configuration. The simplest interpretation is that at 533 K the single atoms are mobile and coalesce with other atoms or clusters up to the disappearance of all the initial single atoms. The mobility of single atoms was already suggested for Pt₁/alumina [6, 7] and Pd₁/alumina [10]. This mobility/coalescence explains the fact that at 533K the activity measured in the first run is smaller than in the other runs (we recall that we make successively four measurements in the same conditions) while at 473 K the same activity is obtained for the all successive measurements (see Supplementary Information). We can deduce from these observations that at 473 K the single atoms are stable while at 533 K single atoms are mobile and coalesce until only clusters (Pd_n, n ≥ 2) are present. Let us discuss now about the origin of the diffusion of Pd single atoms. Previous experiments have shown that Pt₁ is mobile on alumina under CO+O₂ or under H₂ and not in pure O₂ [6, 7]. Furthermore, the diffusion of Pt atoms on TiO₂ has been directly observed by STEM under H₂ and not under O₂ [8]. By the same technique the diffusion/coalescence of Pt₁ on Fe₂O₃ was observed at 523 K under pure CO and not under pure O₂ [9]. The diffusion of Pd single atoms, under CO, was also observed by STM on Fe₃O₄ (001) and it was established that the diffusing species was a Pd-carbonyl (PdCO) [18]. In the same experiment it was shown that Pd single atoms are stable under UHV up to 673K. STM experiments have also shown that CO induced the mobility of Pt₁/Fe₃O₄ [19]. From these previous experiments, it is most probable that in our experiments the mobility of Pd single atoms at 533 K was induced by the presence of CO.

4.2. Reaction mechanism

It has been observed that single atoms (Pd₁ or Pt₁) are active or not in CO oxidation when they are supported on different substrates. In our experiment we use ¹²C¹⁶O and ¹⁸O₂ and we detect ¹²C¹⁶O¹⁸O which proves that oxygen molecules have been dissociated before reaction with CO. This observation corresponds to the Langmuir-Hinshelwood (LH) mechanism which has been observed, using molecular beam methods, for Pd (or Pt) extended surfaces [35] and for Pd clusters [31]. It is generally admitted that an O₂ molecule needs at least 2 contiguous metal atoms to be dissociated, then we can understand that the Langmuir-Hinshelwood mechanism is not possible on single atoms [3]. However, theoretical investigations have evidenced another possible mechanism for CO oxidation on Pd or Pt single atoms where one CO and one O₂ molecules are co-adsorbed on the catalytic atom and later form a CO₃ adsorbed species which further dissociates in an adsorbed O atom and a CO₂ molecule that readily desorbs [3, 13]. If this reaction would occur in our system on single Pd atoms we should have (at 473 K) a contribution of this reaction in the ¹²C¹⁶O¹⁸O signal but it is not the case in our experiments because the fit with the function [(Q - P₁(Q))] assuming that single atoms do not contribute to the CO₂ production would be impossible. Then we rule out this hypothesis. On reducible oxide supports (TiO₂, Fe₂O₃, CeO₂,.....) a CO oxidation mechanism different than the Langmuir-Hinshelwood one is observed [11, 36]. In this mechanism a CO molecule adsorbed on the catalytic metal reacts with an oxygen atom from the oxide support to form a CO₂ molecule, this mechanism is called Mars-van Krevelen (MvK). The MvK mechanism has never been observed on alumina which is not a reducible oxide. Nevertheless, we have checked the possibility of the MvK mechanism for Pd clusters on Al₂O₃/Ni₃Al (111) (see Supplementary Information). For this purpose we synthesized the alumina film with ¹⁸O₂ instead of normal ¹⁶O₂ and we use ¹²C¹⁶O and ¹⁶O₂ for the reaction. We detected a ¹²C¹⁶O¹⁶O coming from the LH mechanism and absolutely no ¹²C¹⁶O¹⁸O coming from the MvK then we can exclude the possibility of the MvK mechanism in our system (see figure S3). The same conclusion was also drawn for CO oxidation on small Pt clusters on alumina ultrathin film on NiAl (110) [17].

4.3. Turnover frequency (TOF)

Figure 3 shows that at 533 K the catalytic activity varies almost linearly with the mean number of atoms per site (Q), then the TOF is proportional to the slope of the straight line (TOF = 3.077). The

fact that the TOF is independent of the cluster size is understandable if we consider that our clusters (Pd_n , $n = 2$ to 5) are planar and each atom in the cluster has the same contribution. For 3D clusters, only surface atoms contribute to the reaction. Indeed, in a recent study Bourguignon and coworkers have shown, by sum frequency generation of CO adsorbed on Pd_n clusters on $\text{Al}_2\text{O}_3/\text{NiAl}$ (111), that the clusters are 2D for $n \leq 10$ [37]. Another study by the group of Watanabe has later shown by STM that Pt clusters on $\text{Al}_2\text{O}_3/\text{NiAl}$ (110) containing less than 20 atoms are 2D [17].

At 533K, the value of the TOF is 0.0069 s^{-1} , for $P_{\text{O}_2} = 5 \times 10^{-8} \text{ mbar}$ and $P_{\text{CO}} = 6.8 \times 10^{-8} \text{ mbar}$ and the corresponding value of the reaction probability is $\text{RP} = 0.34$. Previously, we had studied the reactivity of Pd of clusters with a size of 181 ± 13 atoms [30] and we had found, in the same conditions and without the reverse spillover correction [38], a TOF of 0.01 s^{-1} which is larger (but not so much) than the value obtained in the present study for much smaller clusters. We had shown [30] that at $T \geq 500\text{K}$ the TOF for Pd clusters of 181 atoms was the same than for a Pd (111) extended surface which was measured by Engel and Ertl in close experimental conditions [35]. Then we can conclude that Pd_n clusters with $2 \leq n \leq 5$ are less active than large clusters or extended surfaces. Anderson and coworkers [15] have measured on size selected Pd clusters ($n = 5, 20, 25$) deposited on alumina film, the steady state activity in CO oxidation, at low pressure ($P_{\text{O}_2} = 1 \times 10^{-7} \text{ mbar}$ and $P_{\text{CO}} = 6.6 \times 10^{-9} \text{ mbar}$). For Pd_5 they found at 533 K an activity per cluster of 0.02 leading to a TOF = 0.004 s^{-1} , a value which is close, but smaller, than those measured in the present study. In the case of Anderson et al. measurements the ratio $P_{\text{O}_2}/P_{\text{CO}}$ (=15) is larger than in our case (0.74). However, both measurements are made in the O-rich regime of the reaction. In this regime the reactivity has a weak dependence in oxygen pressure [39] and a large positive dependence in CO pressure (the reaction is limited by the rapid desorption of CO) that could explain the smaller TOF in the Anderson et al. measurements [15]. Larger clusters ($n = 20$ or 25) are probably 3D then, without knowledge of the cluster shape it is difficult to deduce the TOF from the CO_2 production rate per cluster.

V. Conclusion

By precise measurements of the reactivity in CO oxidation of ultralow deposits (2×10^{-3} - 1.4×10^{-2} ML) of Pd on a nanostructured alumina ultrathin film it has been possible to determine the steady state activity of small Pd clusters as a function of the number of atoms they contain. At 473 K single atoms are stable and not active in CO oxidation but at 533K they diffuse and coalesce forming larger clusters. The activity of Pd_n clusters ($n = 2$ -5) is proportional to the number of atoms they contain. The activity per atom, which corresponds to the TOF, is constant. At 533K the value of the TOF (0.007 s^{-1}) is close to those obtained for larger clusters containing 181 ± 13 atoms, and Pd (111) extended surface, in the same experimental conditions.

REFERENCES

- [1] Qiao, B.; Wang, A.; Yang, X.; Allard, L. F.; Jiang, Z.; Cui, Y.; Liu, J.; Li, J.; Zhang, T. Single atom-catalysis of CO oxidation using Pt_1/FeO_x . *Nat. Chem.* **2011**, 3, 634-641
- [2] Liu, L.; Corma, A. Metal catalysts for heterogeneous catalysis : From single atoms to nanoclusters and nanoparticles. *Chem. Rev.* **2018**, 118, 4981-5079
- [3] Moses-DeBusk, M.; Yoon, M.; Allard, L.F.; Mullins, D.R.; Wu, Z.; Yang, X.; Veith, G.; Malcom Stocks, G.; Narula, C.K. CO oxidation on supported single atoms: Experimental and ab initio density functional studies of CO interaction with Pt atom on $\gamma\text{-Al}_2\text{O}_3(010)$ surface. *J. Am. Chem. Soc.* **2013**, 135, 12634-12645.
- [4] Peterson, E.J.; DeLaRiva, A.T.; Lin, S.; Johnson, R.S.; Guo, H.; Miller, G.T.; Kwak, J.H.; Peden, C.H.F.; Kiefer, B.; Allard, L.F.; Ribeiro, F.H.; Datye, A.K. Low-temperature carbon monoxide oxidation catalyzed by regenerable atomically dispersed palladium on alumina. *Nat. Commun.* **2014**, 5, 4885
- [5] Ding, K.; Gulec, A.; Johnson, A.M.; Schweitzer, N.M.; Stucky, G.D.; Marks, L.D.; Stair, P.C. Identification of active sites in CO oxidation and water-gas shift over supported Pt catalysts. *Science* **2015**, 350, 189-192

- [6] Dessal, C.; Len, T.; Morfin, F.; Rousset, J.L.; Aouine, M.; Afanasief, P.; Piccolo, L. Dynamics of single Pt atoms on alumina during CO oxidation monitored by operando X-ray and infrared spectroscopies. *ACS Catal.* **2019**, *9*, 5752-5759
- [7] Liu, L.; Meira, D.M.; Arenal, R.; Concepcion, P.; Puga, A.V.; Corma, A. Determination of the evolution of heterogeneous single metal atoms and nanoclusters under reaction conditions: which are the working catalytic sites? *ACS Catal.* **2019**, *9*, 10626-10639
- [8] DeRita, L.; Resasco, J.; Dai, S.; Boubnov, A.; Thang, H.V.; Hoffman, A.S.; Ro, I.; Graham, G.W.; Bare, S.R.; Pacchioni, G.; Pan, X.; Christopher, P. Structural evolution of atomically dispersed Pt catalysts dictates reactivity *Nature Mater.* **2019**, *18*, 746-751
- [9] Duan, S.; Wang, R.; Liu, J. Stability investigation of a high number density Pt₁/Fe₂O₃ single-atom catalyst under different gas environments by HAADF-STEM. *Nanotechnol.* **2018**, *29*, 204002
- [10] Narula, C.K.; Allard, L.F.; Wu, Z. *Ab initio* density functional calculation and infra-red study of CO interaction with Pd atoms on γ -Al₂O₃ (010) surface. *Sci. Rep.* **2017**, *7*, 6231
- [11] DeRita, L.; Dai, S.; Lopez-Zepeda, K.; Pham, N.; Graham, G.W.; Pan, X.; Christopher, P. Catalyst architecture for stable single atom dispersion enables site-specific spectroscopic and reactivity measurements of CO adsorbed to Pt atoms, oxidized Pt clusters, and metallic Pt clusters on TiO₂. *J. Am. Chem. Soc.* **2017**, *139*, 14150-14165
- [12] Heiz, U.; Sanchez, A.; Abbet, S.; Schneider, W.D. Catalytic oxidation of carbon monoxide on monodispersed platinum clusters: each atom counts. *J. Am. Chem. Soc.* **1999**, *121*, 3214-3217
- [13] Abbet, S.; Heiz, U.; Häkkinen, H.; Landman, U. CO oxidation on a single atom supported on magnesia. *Phys. Rev. Lett.* **2001**, *86*, 5950-5953
- [14] Röttgen, M.A.; Abbet, S.; Judai, K.; Antonietti, J.M.; Wörz, A.S.; Arenz, M.; Henry, C.R.; Heiz, U. Cluster chemistry: size dependent reactivity induced by reverse spill-over. *J. Am. Chem. Soc.* **2007**, *129*, 9635-9639
- [15] Kane, M.D.; Roberts, F.S.; Anderson, S.L. Mass-selected supported cluster catalysts: size effects on CO oxidation activity, electronic structure, and thermal stability of Pd_n/alumina (n≤30) model catalysts. *Int. J. Mass Spectrometry* **2014**, *370*, 1-15
- [16] Yasumatsu, H.; Fukui, N. Size dependence of low temperature catalytic activity of CO oxidation driven by platinum clusters directly bound to silicon substrate surface. *J. Phys. Chem. C* **2015**, *119*, 11217-11223
- [17] Beniya, A.; Higashi, S.; Ohba, N.; Jinnouchi, R.; Hirata, H.; Watanabe, Y. CO oxidation activity of non-reducible oxide-supported mass-selected few-atom Pt single-clusters. *Nat. Commun.* **2020**, *11*, 1888
- [18] Parkinson, G.S.; Novotny, Z.; Argentero, G.; Schmid, M.; Pavelec, J.; Kosak, R.; Blaha, Diebold, U. Carbon monoxide-induced adatom sintering in a Pd—Fe₃O₄ model catalyst. *Nat. Mater.* **2013**, *12*, 724-728
- [19] Bliem, R.; van der Hoeven, J.E.S.; Hulva, J.; Pavelec, J.; de Jongh, P.E.; Schmid, M.; Blaha, P.; Diebold, U.; Parkinson, G.S. Dual role of CO in the stability of subnano Pt clusters at the Fe₃O₄(001) surface. *PNAS* **2016**, *113*, 8921-8926
- [20] Marcinkowsky, M.D.; Yuk, S.F.; Doudin, N.; Smith, R.S.; Nguyen, M.T.; Kai, B.D.; Glezakou, V.A.; Rousseau, R.; Dohnalek, Z. Low-temperature oxidation of methanol to formaldehyde on a model single-atom catalyst: Pd atoms on Fe₃O₄(001). *ACS Catal.* **2019**, *9*, 10977-10982
- [21] Henry, C.R. 2D-arrays of nanoparticles as model catalysts. *Catal. Lett.* **2015**, *145*, 731-749
- [22] Pivetta, M.; Rusponi, S.; Brune, H. Direct capture and electrostatic repulsion in the self-assembly of rare-earth atom superlattices on graphene. *Phys. Rev. B* **2018**, *98*, 115417

- [23] Gerber, T.; Granas, E.; Schröder, U.A.; Stratmann, P.; Schulte, K.; Andersen, J.N.; Knudsen, J.; Michely, T. Stability and reactivity of graphene-templated nanoclusters. *J. Phys. Chem. C* **2016**, 120, 26290-26299
- [24] Will, M.; Atodiresei, N.; Caciuc, V.; Valerius, P.; Herbig, C.; Michely, T. A monolayer of hexagonal boron nitride on Ir(111) as a template for cluster superlattices. *ACS Nano* **2018**, 12, 6871-6880
- [25] Düll, F.; Meusel, M.; Späth, F.; Schötz, Bauer, U.; Bachmann, P.; Steinhauer, J.; Steinrück, H.P.; Bayer, A.; Papp, C. Growth and stability of Pt nanoclusters from 1 to 50 atoms on h-BN/Rh(111). *Phys. Chem. Chem. Phys.* **2019**, 21, 21287-21295
- [26] Lechner, B.A.J.; Knoller, F.; Bourgund, A.; Heiz, U.; Esch, F. A microscopy approach to investigating the energetics of small supported metal clusters. *J. Phys. Chem. C* **2018**, 122, 22569-22576
- [27] Becker, C.; Rosenhahn, A.; Wiltner, A.; von Bergmann, K.; Schneider, J.; Pervan, P.; Milun, M.; Kralj, M.; Wandelt, K. Al₂O₃-films on Ni₃Al (111): a template for nanostructured cluster growth. *New. J. Phys.* **2002**, 4, 75
- [28] Sitja, G.; Le Moal, S.; Marsault, M.; Hamm, G.; Leroy, F.; Henry, C.R. Transition from molecule to solid state: reactivity of supported metal clusters. *Nano Lett.* **2013**, 13, 1977-1982
- [29] Marsault, M.; Sitja, G.; Henry, C.R. Regular arrays of Pd and PdAu clusters on ultrathin alumina films for reactivity studies. *Phys. Chem. Chem. Phys.* **2014**, 16, 26458-26466
- [30] Sitja, G.; Henry, C.R. Molecular beam study of the oxidation of carbon monoxide on a regular array of palladium clusters on alumina. *J. Phys. Chem. C* **2016**, 121, 10706-10712
- [31] Sitja, G.; Tissot, H.; Henry, C.R. Particle size effect on the Langmuir-Hinshelwood barrier for CO oxidation on regular arrays of Pd clusters supported on ultrathin alumina. *J. Chem. Phys.* **2019**, 174703
- [32] Hamm, G.; Barth, C.; Becker, C.; Wandelt, K.; Henry, C.R. Surface Structure of an ultrathin alumina film on Ni₃Al (111): A dynamic scanning force microscopy study. *Phys. Rev. Lett.* **2006**, 97, 126106
- [33] Schmid, M.; Kresse, G.; Buchsbaum, A.; Napetschnig, E.; Gritschneider, S.; Reichling, M.; Varga, P. A nanotemplate with holes: Ultra-thin alumina on Ni₃Al (111). *Phys. Rev. Lett.* **2007**, 99, 196104
- [34] Sitja, G.; Bailly, A.; De Santis, M.; Heresanu, V.; Henry, C.R. Regular arrays of Pt clusters on alumina: a new superstructure on Al₂O₃/Ni₃Al (111). *J. Phys. Chem. C* **2019**, 123, 24487-24494
- [35] Engel, T.; Ertl, G. A molecular beam investigation of the catalytic oxidation of CO on Pd(111). *J. Chem. Phys.* **1978**, 69, 1267-1281
- [36] Spezzati, Z.; Benavidez, A.D.; DeLaRiva, A.T.; Su, Y.; Hofmann, J.P.; Asahina, S.; Olivier, E.J.; Neethling, H.; Miller, J.T.; Datye, A.K.; Hensen, J.M. CO oxidation by Pd supported on CeO₂(100) and CeO₂(111) facets. *Appl. Catal. B* **2019**, 243, 36-46
- [37] Alyabyeva, N.; Ouvrard, A.; Zakaria, A.M.; Bourguignon, B. Probing nanoparticle geometry down to subnanometer size: the benefits of vibrational spectroscopy. *J. Phys. Chem. Lett.* **2019**, 10, 624-629
- [38] The correction for the reverse spillover of CO cannot be exactly calculated because for the very small deposits used in the present study all the sites of the dot structure of the alumina film are not filled (see [30] for the reverse spillover correction). However, at 533K the width of the capture zones around the clusters is 1.2 nm which much smaller than the distance between the clusters on the dot superstructure (4.14 nm,) then we expect a very similar correction both cases.

[39] McClure, S.M; Goodman, D.W. New insights into CO oxidation on Pt-group metals at elevated pressures. *Chem. Phys. Lett.* **2009**, 469, 1-13.

[40] Sitja, G.; Unac, R.O.; Henry, C.R. Kinetic Monte Carlo simulation of the growth of metal clusters on a regular array of defects on the surface of an insulator. *Surf. Sci.* **2010**, 604, 404.