



HAL
open science

Eco-evolutionary consequences of habitat warming and fragmentation in communities

Cara Faillace, Arnaud Sentis, José Montoya

► **To cite this version:**

Cara Faillace, Arnaud Sentis, José Montoya. Eco-evolutionary consequences of habitat warming and fragmentation in communities. *Biological Reviews*, 2021, 96 (5), pp.1933-1950. 10.1111/brv.12732 . hal-03370628

HAL Id: hal-03370628

<https://hal.science/hal-03370628>

Submitted on 8 Oct 2021

HAL is a multi-disciplinary open access archive for the deposit and dissemination of scientific research documents, whether they are published or not. The documents may come from teaching and research institutions in France or abroad, or from public or private research centers.

L'archive ouverte pluridisciplinaire **HAL**, est destinée au dépôt et à la diffusion de documents scientifiques de niveau recherche, publiés ou non, émanant des établissements d'enseignement et de recherche français ou étrangers, des laboratoires publics ou privés.

1 **Title:** Eco-evolutionary consequences of habitat warming and fragmentation in communities

2

3 **Running Head:** Eco-evolution with warming and fragmentation

4

5 Cara A. Faillace^{1,*}, Arnaud Sentis^{1,2}, and José M. Montoya¹

6

7 ¹Theoretical and Experimental Ecology Station

8 French National Centre of Scientific Research (CNRS)

9 2 Route du CNRS

10 09200 Moulis, France

11

12 ²INRAE, Aix Marseille University, UMR RECOVER,

13 3275 Route de Cézanne- CS 40061

14 13182 Aix-en-Provence Cedex 5, France

15

16 *Correspond to: c.faillace@gmail.com, Ph: +33 5 61 04 05 89

17

18 **Word Count:** words

19

20 **ABSTRACT**

21

22 Eco-evolutionary dynamics can mediate species and community responses to habitat warming
23 and fragmentation, two of the largest threats to biodiversity and ecosystems. The eco-evolutionary
24 consequences of warming and fragmentation are typically studied independently, hindering our
25 understanding of their simultaneous impacts. Here, we provide a new perspective rooted in trade-offs
26 among traits for understanding their eco-evolutionary consequences. On one side, temperature
27 influences traits related to metabolism, such as resource acquisition and activity level. Such traits are
28 also likely to have trade-offs with other energetically costly traits, like antipredator defence or dispersal.
29 On the other side, fragmentation can influence a variety of traits (*e.g.*, dispersal) through its effects on
30 the spatial environment experienced by individuals, as well as properties of populations, such as genetic
31 structure. The combined effects of warming and fragmentation on communities should thus reflect their
32 collective impact on the traits of individuals and populations, as well as trade-offs at multiple trophic

33 levels, leading to unexpected dynamics when effects are not additive and when evolutionary responses
 34 modulate them. Here, we provide a road map to navigate this complexity. First, we review single species
 35 responses to warming and fragmentation. Second, we focus on consumer-resource interactions,
 36 considering how eco-evolutionary dynamics can arise in response to warming, fragmentation, and their
 37 interaction. Third, we illustrate our perspective with several example scenarios in which trait trade-offs
 38 could result in significant eco-evolutionary dynamics. Specifically, we consider the possible eco-
 39 evolutionary consequences of (1) evolution in thermal performance of a species involved in a consumer-
 40 resource interaction, (2) ecological or evolutionary changes to encounter and attack rates of consumers,
 41 and (3) changes to top consumer body size in tri-trophic food chains. In these scenarios, we present a
 42 number of novel, sometimes counter-intuitive, potential outcomes. Some of these expectations contrast
 43 to those solely based on ecological dynamics, for example, evolutionary response in unexpected
 44 directions for resource species or unanticipated population declines in top consumers. Finally, we
 45 identify several unanswered questions about the conditions most likely to yield strong eco-evolutionary
 46 dynamics, how to better incorporate the role of trade-offs among traits, and the role of eco-
 47 evolutionary dynamics in governing responses to warming in fragmented communities.

48

49 **Key words:** climate change, consumer-resource dynamics, environmental warming, eco-evolutionary
 50 dynamics, habitat fragmentation, food webs, metacommunities

51

52 **CONTENTS**

53

54 1. Introduction..... 4

55 2. Single species responses to warming and fragmentation 6

56 (1) Responses to warming 7

57 (2) Responses to fragmentation 8

58 (3) Responses to simultaneous warming and fragmentation 9

59 3. interactions of consumer-resource dynamics with warming and fragmentation 10

60 (1) Responses to warming 12

61 (2) Responses to fragmentation 13

62 (3) Responses to simultaneous warming and fragmentation 15

63 4. The importance of fitness trade-offs in eco-evolutionary dynamics..... 16

64 5. Scenarios for eco-evolutionary dynamics in warmed and fragmented communities..... 18

65 (1) Scenarios for single consumer-resource interactions 18

66	(2) Scenarios for food chains	19
67	6. Future research directions	21
68	7. Conclusions.....	24
69	8. Acknowledgements	25
70	9. Author Contributions	25
71	10. References.....	32
72	11. Supporting Information.....	47
73		
74		

75 1. INTRODUCTION

76

77 Anthropogenic climate change and habitat fragmentation are two of the largest threats to biodiversity
78 and ecosystems (Opdam & Wascher, 2004; Tilman *et al.*, 2017). Despite the attention placed upon them
79 separately in the literature, they have rarely been considered simultaneously as interacting factors
80 driving ecological and evolutionary responses in communities and ecosystems. A few recent studies
81 have addressed their combined effects at the individual species level (Bakker *et al.*, 2010; Cobben *et al.*,
82 2012; Martin *et al.*, 2012; Laurent, Schtickzelle, & Jacob, 2020), but impacts on species interactions and
83 communities remain largely unexplored. This is surprising given both the multifaceted nature of global
84 change, as well as the likelihood that the selective pressure induced by warming could be stronger in
85 fragmented communities that have altered habitat connectivity and population genetic structure
86 (Cobben *et al.*, 2012; Martin *et al.*, 2012; Laurent *et al.*, 2020). Fragmentation divides previously
87 contiguous habitat into discrete patches surrounded by an inhospitable environmental matrix or by
88 other barriers to movement of individuals. Temperature can be heterogeneous at local scales (*i.e.* at
89 which sets of individuals interact directly) (Orizaola & Laurila, 2008), and under climate change some
90 habitats can become warmer, while others may remain unchanged (Urban *et al.*, 2017). Fragmentation
91 may consequently exacerbate thermal heterogeneity by creating additional habitat patches differing in
92 thermal environment, which can have important consequences for species dispersal and evolutionary
93 responses (Skelly & Freidenburg, 2000).

94 Warming and fragmentation can both affect the dispersal of individuals among habitat patches
95 with potentially important ecological consequences at the metacommunity level (Tuff, Tuff, & Davies,
96 2016; Thompson & Gonzalez, 2017). For instance, altered dispersal in fragmented habitats can shift the
97 relative importance of species interactions versus dispersal for colonization success, resulting in
98 different compositions of local communities (Thompson & Gonzalez, 2017). Changes in dispersal can
99 also alter gene flow among habitat patches and thus influence the likelihood of adaptive evolutionary
100 responses. Different local communities with limited dispersal can be exposed to disparate selective
101 pressures in terms of both abiotic (*e.g.*, warming) and/or biotic (*e.g.* predation pressure) factors
102 (Richardson *et al.*, 2014). In addition, fragmentation can reduce opportunities for adaptive evolutionary
103 responses through a number of processes [*e.g.*, through reduced genetic diversity, smaller population
104 sizes, genetic drift, inbreeding depression (Joubert & Bijlsma, 2010; Legrand *et al.*, 2017)].

105 Alternatively, fragmentation may instead increase opportunities for local adaptation by creating
106 heterogeneous landscapes and communities that result in complex selection mosaics within

107 metacommunities. This remains empirically understudied and its implications poorly understood for
108 community and ecosystem dynamics (Legrand *et al.*, 2017). Nonetheless, the geographic mosaic theory
109 of coevolution (Thompson, 2005) and the evolving metacommunity concept (Urban & Skelly, 2006) both
110 posit that fragmented habitats can result in selection mosaics and local adaptation. They suggest that
111 local adaptation spanning multiple generations across geographically structured populations is driven in
112 part through variation in selection among habitat patches and a shifting genetic and evolutionary
113 landscape (Gomulkiewicz *et al.*, 2000; Thompson & Cunningham, 2002). Thus, although variable local
114 adaptation across a metacommunity is conceptually not a new idea, it remains largely underexploited
115 for predicting the effects of habitat warming in fragmented landscapes.

116 The joint influence of fragmentation and warming on eco-evolutionary dynamics (defined as
117 ecological and evolutionary dynamics that occur at contemporary time scales and affect one another
118 (Fig. 1) remains similarly unexplored despite the pivotal role of eco-evolutionary dynamics for species
119 persistence under rapid environmental change (Kinnison & Hairston, 2007). Selection acting upon traits
120 for which correlations exist (*i.e.*, where selection on one trait is expected to alter performance in
121 another trait or fitness attribute) is particularly likely to yield eco-evolutionary dynamics through
122 ecological fitness trade-offs. Eco-evolutionary dynamics can have important consequences across levels
123 of organization by altering phenotypic traits (Becks *et al.*, 2012; Stuart *et al.*, 2014), the dynamics of
124 populations and communities (Yoshida *et al.*, 2007; Becks *et al.*, 2010; Faillace & Morin, 2016; Frickel,
125 Theodosiou, & Becks, 2017), and the functioning of ecosystems (Palkovacs *et al.*, 2009; Bassar *et al.*,
126 2012; Walsh *et al.*, 2012).

127 Eco-evolutionary dynamics can be especially important in populations responding to novel
128 environmental conditions, in part because they can depend upon the community context (de
129 Mazancourt, Johnson, & Barraclough, 2008; Van Doorslaer *et al.*, 2009a, 2010; Osmond & de
130 Mazancourt, 2013). For example, a novel species may invade a community when tracking optimal
131 thermal conditions. In fact, temperate species have been documented moving northward and warm-
132 adapted invasive species are colonizing temperate habitats (Parmesan & Yohe, 2003; Walther *et al.*,
133 2009). Fragmentation might simultaneously cause species to become “trapped” in no-analogue
134 communities or climates (*i.e.*, ecological effect: eco) (Williams & Jackson, 2007; Feeley & Rehm, 2012).
135 The presence of novel species interactions could then result in evolutionary changes to interacting
136 species (*i.e.*, evolutionary effect: evo), which then causes additional changes to abundances of species
137 and community composition (eco) (akin to the eco-evolutionary feedbacks resulting from experimental
138 invasions observed by Faillace & Morin (2016). In fact, Van Doorslaer *et al.* (2009a) showed that

139 community context altered the response of populations of *Daphnia magna* evolving in response to
140 habitat warming. Single-species cultures of *D. magna* evolved higher intrinsic growth rates, while
141 community-embedded *Daphnia* evolved larger size at maturity (Van Doorslaer *et al.*, 2010). Given that
142 habitat patches within a community can differ in both thermal environment and the species present,
143 eco-evolutionary dynamics occurring in a community context are thus likely to prove important for
144 fragmented communities responding to warming.

145 Here, we review the effects of fragmentation and warming for single species before expanding
146 to consumer-resource interactions. In focusing on the effects of dispersal limitation and selection on
147 traits and responses linked to metabolism, we identify gaps in the current knowledge regarding the
148 interactive effects of fragmentation and warming. We argue that ecological trait trade-offs provide a
149 useful avenue for examining the role of eco-evolutionary dynamics that emerge in response to
150 simultaneous warming and habitat fragmentation (i.e. patch isolation) in multi-trophic communities.
151 Building upon theoretical and empirically demonstrated effects of fragmentation and warming, we
152 present the use of trade-offs by developing example scenarios for the eco-evolutionary consequences of
153 habitat fragmentation and warming. We use scenarios of increasing complexity to illustrate the
154 sometimes unexpected or counterintuitive outcomes that might emerge from considering the joint
155 effects of both stressors in driving eco-evolutionary responses across multiple trophic levels. In this
156 review, we ask: what are the potential eco-evolutionary consequences in fragmented landscapes of (1)
157 evolution in thermal performance of a species involved in a consumer-resource interaction, (2)
158 ecological or evolutionary changes to encounter and attack rates of consumers, and (3) changes in top
159 consumer body size in tri-trophic food chains. Finally, we present several unanswered questions guiding
160 future research directions that provide opportunities to elucidate the potential role of eco-evolutionary
161 dynamics under combined habitat warming and fragmentation.

162

163 **2. SINGLE SPECIES RESPONSES TO WARMING AND FRAGMENTATION**

164

165 Single species responses to both habitat warming and fragmentation have received a great deal
166 of attention (Parmesan, 2006; Legrand *et al.*, 2017). Here we briefly review responses of individual
167 species to provide necessary background before considering sets of interacting species, for which much
168 less is known.

169 **(1) Responses to warming**

170 Species can exhibit a wide range of evolutionary and ecological responses to warming (although
171 not all species will have the necessary evolutionary capacity; e.g. see Hoffmann & Sgró, 2011; Lindsey *et*
172 *al.*, 2013; Quintero & Wiens, 2013; Buckley & Bridle, 2014; Kingsolver & Buckley, 2015). For this review,
173 we focus primarily on ecological and evolutionary responses associated to thermal performance for
174 species and their populations. We do not aim to be exhaustive and acknowledge that changes to
175 additional traits, like phenology or behavioural thermoregulation, could also be of importance (see, e.g.
176 Abram *et al.*, 2017; Boukal *et al.*, 2019).

177 Intraspecific variability in thermal performance traits among individuals or populations can be of
178 similar magnitude as trait variability at the interspecific level (Herrando-Pérez *et al.*, 2020). Evolution of
179 species' traits, such as changes in fecundity, growth, metabolic rates, and enzyme activities, has already
180 been documented in response to warming (Van Doorslaer *et al.*, 2009b; Schulte, Healy, & Fanguie, 2011;
181 Merilä & Hendry, 2014; Geerts *et al.*, 2015; Padfield *et al.*, 2016; Schaum *et al.*, 2017, 2018). For
182 instance, in the green alga *Chlorella vulgaris*, improved carbon use efficiency at higher temperatures can
183 evolve in around 100 generations (Padfield *et al.*, 2016), while evolution of increased thermal tolerance
184 has been observed in the freshwater alga *Chlamydomonas reinhardtii* in warmed semi-natural
185 mesocosms after a period of multiple years (Schaum *et al.*, 2017). In the cladoceran *Daphnia magna*,
186 clonal selection in semi-natural field conditions enabled populations to evolve rapidly in response to
187 warming (Geerts *et al.*, 2015). Evolution in larger organisms can occur rapidly as well, on time scales
188 relevant to ongoing climate warming (but see Quintero & Wiens, 2013). Natural selection has been
189 observed for thermal critical maximum (i.e. the upper bound of an organism's thermal tolerance range)
190 in the lizard *Anolis sagrei* (Logan, Cox, & Calsbeek, 2014). Similarly, Higgins *et al.* (2014) documented a
191 broadening of the thermal performance curve in *Colias eurytheme* caterpillars, while caterpillars of the
192 related *Colias eriphyle* have increased the thermal optimum of feeding over the past 40 years of climate
193 warming. Evolutionary responses to the thermal environment have been documented at
194 microgeographic scales as well (e.g. Skelly & Freidenburg, 2000). Overall, these examples highlight rapid
195 evolution in the shape and position of thermal performance curves for a variety of biological traits.

196 In general, when evolution increases any of these biological rates at warmer temperatures, this
197 results in improved thermal performance, leading to populations or species that are more successful in
198 the warmer environmental conditions (Stoks, Geerts, & De Meester, 2014). However, traits under
199 selection in response to climate warming, including those relating to metabolism, can exhibit trade-offs
200 with other traits important to life history, such that improvement in one trait comes at the expense of

201 performance in a second trait (Simon, Machado, & Marroig, 2016). In *Escherichia coli*, for example,
202 selection for improved fitness at moderate temperatures results in populations with reduced growth at
203 temperature extremes (Cooper, Bennett, & Lenski, 2001). Similarly, in natural populations of the
204 common pond snail *Radix balthica*, increased growth rate at warm temperatures potentially trades off
205 against survival and tolerance at cold temperatures (Johansson *et al.*, 2016a). Selection on traits
206 involved in trade-offs can yield unexpected results; for instance, algal lines of *C. reinhardtii* grown for
207 many generations at high CO₂ concentrations have significantly lower growth and CO₂ affinity (Collins &
208 Bell, 2004, 2006). In fact, Gilman *et al.* (2010) have suggested the existence of a widespread trade-off
209 between growth rate and broad tolerance to temperature (i.e. wider thermal niches) in which warming
210 may be expected to favour species or individuals with greater stress tolerance compared to those that
211 are competitively dominant with rapid growth rates (Gilman *et al.*, 2010). Johansson and Laurila
212 (Johansson & Laurila, 2017) have found that thermal critical maximum likely trades off with tolerance to
213 chronic thermal stress in warm adapted populations of *R. balthica*. Evidence also suggests that the body
214 size of some ectotherms is shrinking with warming (Daufresne, Lengfellner, & Sommer, 2009; Gardner *et*
215 *al.*, 2011), which potentially improves tolerance to thermal stress (Sentis, Binzer, & Boukal, 2017).
216 Finally, Van Doorslaer *et al.* (2009) showed that local adaption to warmer temperatures in *Daphnia*
217 reduced establishment success of immigrant genotypes from warmer regions. When considered
218 collectively, these studies reveal the importance of taking into account multiple potential trade-offs to
219 better understand the response of single species to warming.

220 **(2) Responses to fragmentation**

221 Fragmentation alters the opportunities for evolution in response to local conditions (Cote *et al.*,
222 2017). Different genotypes can vary significantly in frequency and fitness among patches as a result of
223 stochastic processes (e.g. genetic drift), dispersal, and survival of individuals. Habitat fragmentation can
224 reduce dispersal among habitat patches as a result of increased inter-patch distances (Laurent *et al.*,
225 2020). For instance, in the ciliate *Tetrahymena thermophila*, fragmentation lowers dispersal by
226 increasing inter-patch distances and dispersal costs. Ciliates became choosier in their decision to stay or
227 leave their patches in a more fragmented landscape, which decreased the frequency of random
228 dispersal events (Laurent *et al.*, 2020). Fragmentation can even promote the evolution of dispersal itself
229 (Williams, Kendall, & Levine, 2016). For example, in experimental populations of the small forb
230 *Arabidopsis thaliana*, after only six generations, evolving populations spread 200% farther in fragmented
231 landscapes than did non-evolving populations. In contrast, for populations evolving in continuous

232 habitats, this difference was reduced to 11%. Overall, intermediate levels of dispersal are most likely
233 promoting local adaptation (Legrand *et al.*, 2017) (Supplemental Fig. 1). However, in some cases, local
234 adaptation can be enhanced even under higher potential gene flow as a result of habitat matching
235 (Jacob *et al.*, 2017). As a result, fragmentation can differently impact emigration and immigration rates
236 and thus modify ecological and evolutionary dynamics.

237 By creating habitat patches that differ significantly in local conditions, fragmentation can
238 maintain higher intraspecific beta-diversity across patches in a metapopulation compared to that in a
239 continuous landscape (Urban & Skelly, 2006). Coupled with its influence on dispersal (and gene flow)
240 among patches, fragmentation may affect opportunities for adaptive evolution within patches (Hanski,
241 2012). Similar to thermal performance traits, the evolution of dispersal is likely to be constrained by
242 trade-offs between dispersal ability and other fitness traits. For example, wingless aphids produce
243 winged offspring in response to predators or crowding (Dixon & Agarwala, 1999; Srinivasan & Brisson,
244 2012). Winged aphids can disperse across long distances compared to wingless individuals, but
245 developing wings is energetically costly, delays development, and reduces fecundity (Dixon, Horth, &
246 Kindlmann, 1993). These costs are expected to outweigh the benefits when dispersal is unsuccessful.
247 Dispersal ability thus trades off against fecundity, which should limit the evolution of dispersal traits.
248 The impact of habitat fragmentation on dispersal traits is likely to depend on the balance between
249 dispersal success and the cost of dispersal in a fragmented landscape. In fact, when dispersal is not
250 successful, the frequency of winged aphids decreases in isolated populations, resulting in faster
251 population growth (Sentis *et al.*, 2018).

252 **(3) Responses to simultaneous warming and fragmentation**

253 Evidence of the combined effects of warming and fragmentation is very limited. Interactions
254 between warming and fragmentation are expected to occur when dispersal is non-random with regard
255 to thermal conditions. For example, dispersal decisions in common lizards (*Zootoca vivipara*) can be
256 related to their preferred thermal conditions and at least partially matched to phenotype-dependent
257 survival (Bestion, Clobert, & Cote, 2015). Another example are natural populations of black-capped
258 chickadees (*Poecile atricapillus*), whose overwintering populations in fragmented habitats were
259 characterized by lower basal (i.e. maintenance) metabolic rates compared to populations from
260 unfragmented habitats (Latimer *et al.*, 2018). Birds with lower summit metabolic rates (i.e. upper limit
261 to body heat production) were less likely to survive the winter in fragmented habitats. Fragmentation

262 may therefore result in local populations within the metapopulation that differ in their phenotypic
263 frequencies of thermal performance traits due to both stochastic and selective mechanisms.

264 At the species level, fragmentation and climate warming are generally expected to act
265 synergistically to increase extinctions. For instance, habitat availability thresholds for species extinctions
266 are predicted to decline when combined with general climate change (Travis, 2003). These theoretical
267 predictions potentially occur in natural populations of British butterflies, where habitat modification,
268 including fragmentation, combined with climate warming has led to population declines, with habitat
269 generalists and better-dispersing species being favoured over those that are specialists or more
270 sedentary (Warren *et al.*, 2001). In addition, recent research on several species of British butterflies
271 suggests that persistence in the face of ongoing climate change would be achieved most effectively by
272 incorporating semi-natural habitats that reduce effective fragmentation (Oliver *et al.*, 2015). Similarly,
273 local extinction patterns of multiple freshwater fish species over a 20-year period are best explained by
274 a combination of climate warming and habitat modification, including fragmentation (Comte, Hugueny,
275 & Grenouillet, 2016).

276 Taken together, warming-induced changes to metabolism and fecundity have the potential to
277 affect a population's viability, while fragmentation can result in increasing population isolation and
278 changes to dispersal and gene flow. If habitat connectivity and gene flow are too low and population
279 sizes within patches are small, fragmentation should favour drift, reducing or preventing local adaption
280 (Gandon & Nuismer, 2009), while high habitat connectivity and gene flow are potentially more likely to
281 yield solely ecological responses, like plastic responses and migration (Fig. 2, outcomes A and B). When
282 the degree of gene flow and the population sizes within patches are sufficient to favour selection,
283 fragmentation can instead increase the trait-environmental correlation such that it can then increase
284 opportunities for local adaptation (Urban *et al.*, 2008) (Fig. 2, outcomes C and D).

285 **3. INTERACTIONS OF CONSUMER-RESOURCE DYNAMICS WITH WARMING AND FRAGMENTATION**

286

287 The previous section reviewed the range of single-species responses to both warming and
288 fragmentation for a variety of taxa across different trophic levels. However, in nature, species are
289 embedded in a community and the outcome of global change for a species also depends on changes in
290 the nature and strength of interactions with other organisms within the community. We focus this
291 section on the consequences of warming and fragmentation for consumer-resource interactions, the
292 most important building block of communities.

293 Consumer-resource dynamics have a rich history of study in both ecology and evolution. In
294 general, the presence of multiple interacting species can result in additional direct and indirect
295 ecological and evolutionary effects (Tseng & O'Connor, 2015; Osmond, Otto, & Klausmeier, 2017;
296 terHorst *et al.*, 2018; De Meester *et al.*, 2019; Tabi *et al.*, 2020). In terms of evolutionary responses to
297 warming in fragmented landscapes, when selection occurs within an ecological community it is
298 therefore likely to qualitatively change predictions about thermal adaptation derived from single
299 populations (Angilletta Jr. *et al.*, 2006). For instance, Tabi *et al.* (2020) recently demonstrated that
300 individual species' responses to temperature were insufficient to explain changes to community
301 composition in experimental communities of protists feeding on bacteria. Similarly, in terms of
302 evolutionary responses, the opportunities for trait trade-offs and epistatic (i.e. when the effect of one
303 gene mutation depends on mutations in one or more additional genes) and/or antagonistic pleiotropic
304 (i.e. when an allele that has a beneficial effect on one fitness component has a deleterious effect on a
305 different fitness component) gene interactions increase with the number of interacting species. Such
306 genetic effects and interactions can have important consequences, including slowing the rate of
307 evolution or preventing it entirely (Etterson & Shaw, 2001; de Mazancourt *et al.*, 2008; Hoffmann &
308 Sgró, 2011; Scheuerl *et al.*, 2020), and driving responses in otherwise unexpected ways (De Meester *et al.*
309 *et al.*, 2011; Barraclough, 2015; Cairns *et al.*, 2020). For example, in an experiment conducted by Cairns *et al.*
310 *et al.* (2020) protist predators exhibited unexpected higher population equilibrium densities when feeding
311 on several evolved bacterial prey species compared to ancestral strains, despite anti-predator defence
312 evolution in the bacteria. The authors suggested that this surprising result could have occurred as an
313 indirect effect of bacterial resource evolution enabling higher prey densities, and thus predator
314 densities, even in spite of the observed bacterial anti-predator evolution. Mismatches in the potential
315 for evolutionary response across trophic levels are also possible and may arise out of smaller population
316 sizes and longer generation times (Terhorst, Miller, & Levitan, 2010; Hague & Routman, 2016) frequently
317 observed at higher trophic levels. This can affect the standing genetic variability and the rapidity with
318 which mutations arise, and thus the relative importance of ecological and evolutionary change
319 compared to other species and environmental change (Fig. 3). Ultimately, mismatches can result in
320 significant differences in extinction risk across trophic levels (Quintero & Wiens, 2013; Dirzo *et al.*,
321 2014), as well as differences in the degree of local evolution (Fig. 2). In fact, in consumer-resource
322 interactions experiencing Red Queen dynamics (i.e. a coevolutionary arms race between the interacting
323 species), theory predicts that the most rapidly evolving partner is locally adapted while the other is not
324 (Blanquart *et al.*, 2013). Predators can thus improve prey adaptation and persistence despite reductions

325 in prey abundance. This occurs when the presence of predators reinforces directional selection and/or
326 effectively reduces generation time by reducing prey population size to levels that maximize prey
327 growth rate (thereby increasing the mutation rate) (Tseng & O'Connor, 2015; Osmond *et al.*, 2017).
328 Clearly, both evolution itself, as well as ecological responses to evolutionary change, depend greatly on
329 community context (i.e. the set of species and interactions in which the evolving species is embedded),
330 with consumer-resource interactions having important consequences for both interacting species.

331 (1) Responses to warming

332 A vast literature documents a number of ecological changes in trophic interactions that occur in
333 response to warming. Warming typically increases consumer-resource encounter and feeding rates up
334 to an optimal temperature above which rates decrease due to physiological constraints and behavioural
335 modification induced by heat (Lang, Rall, & Brose, 2012; Sentis, Hemptinne, & Brodeur, 2012; De Block
336 *et al.*, 2013; Tran *et al.*, 2016; Abram *et al.*, 2017). The non-linearity of thermal dependency of multiple
337 biological rates (Amarasekare, 2015; Uszko *et al.*, 2017; Zhang *et al.*, 2017; Dee *et al.*, 2020; Uiterwaal &
338 DeLong, 2020; Zhao, Liu, & Niu, 2020) can make predicting responses particularly difficult.

339 Feeding rates often scale with consumer-resource body mass ratios (Montoya *et al.*, 2009;
340 Vucic-Pestic *et al.*, 2010). Therefore, the pervasive body size reductions associated with environmental
341 warming can also alter consumer-resource dynamics. This can sometimes be compounded by trophic
342 position as these changes may be most prevalent at higher trophic levels (Sheridan & Bickford, 2011;
343 Ohlberger, 2013) (but see also Yvon-Durocher *et al.*, 2015). For instance, in a three-species food chain
344 model, Sentis *et al.* (Sentis *et al.*, 2017) showed that when warming reduces predator body size it can
345 increase predator survival at higher temperatures, leading to higher persistence of tri-trophic food
346 chains at high temperatures. This possibility is particularly intriguing given that consumer metabolic
347 rates often increase faster with warming than their ingestion rates, which leads to decreased overall
348 energetic efficiencies, defined as the ratio of ingestion gains versus metabolic losses (Rall *et al.*, 2010;
349 Vucic-Pestic *et al.*, 2011). Rall *et al.* (2010) found that for spiders and predatory beetles warming
350 generally increased feeding rates and short-term interaction strengths, but decreased their ingestion
351 efficiency and the long-term interaction strengths. Fulfilling energetic demands is typically harder for
352 consumers at higher trophic levels than for organisms at lower trophic levels (Boukal *et al.*, 2019). In
353 fact, the results reported by Rall *et al.* (2010) were striking as they suggest that warming can result in
354 higher extinction risks from starvation for predators. Declines in energetic efficiency are also linked with
355 weaker top-down effects in communities (Kratina *et al.*, 2012; Fussmann *et al.*, 2014; Iles, 2014; Sentis

356 *et al.*, 2017). Given that secondary and top consumers also frequently have smaller population sizes and
357 longer generation times than their resources (Fig. 3), warming may thus exacerbate differences in
358 population sizes across trophic levels resulting in profoundly altered community structures, including
359 losses of consumers, especially at higher trophic levels (Petchey *et al.*, 1999) (Fig. 2, outcome A).

360 **(2) Responses to fragmentation**

361 Fragmentation can similarly have a variety of effects on consumer resource interactions.
362 Consumer-resource interactions can affect dispersal of both interacting species. Theory about density-
363 dependent dispersal (Hauzy *et al.*, 2010) and habitat matching/dispersal experiments indicate potential
364 differences in drivers for predator and prey dispersal. Predators frequently disperse only below a critical
365 threshold of prey abundance, while prey disperse as a result of strong intraspecific competition or
366 perceived predation risk (Hauzy *et al.*, 2007; Fronhofer *et al.*, 2018). For example, for two protist
367 species, the prey species *Tetrahymena pyriformis* and the predator *Dileptus* sp., Hauzy *et al.* (2007)
368 determined that decreased density of *T. pyriformis* increased the dispersal of *Dileptus*, while increased
369 density of *Dileptus* increased the dispersal of *T. pyriformis*. Similarly, predatory water boatmen
370 (*Trichocorixa verticalis*) emigrated more rapidly from mesocosms when their cladoceran prey, *Moina*
371 *macrocopa*, was at low densities (Simonis, 2013). In fact, Fronhofer *et al.* (2018) tested the importance
372 of top-down and bottom-up control in dispersal decisions across numerous taxa, from protists to
373 vertebrates, finding that predation risk and resource limitation increased emigration rates across all taxa
374 and highlighting the importance of interactions with adjacent trophic levels.

375 Because fragmentation can increase predation risk during dispersal, it can potentially select for
376 prey phenotypes that increase survival (Bestion *et al.*, 2014), for example by increasing antipredator
377 traits or locomotor speed (Cote *et al.*, 2017). Despite the increased risk associated with dispersal in the
378 presence of predators, predators can nonetheless increase movement and dispersal of prey through the
379 surrounding matrix, and can preferentially favour movement of some phenotypes over others (e.g.
380 Gilliam & Fraser, 2001). In the presence of predators, aphids produce winged offspring that can disperse
381 further away while avoiding terrestrial predators (Dixon & Agarwala, 1999). In addition, different
382 phenotypes can be favoured in predator-free and predator-occupied patches. For example, Trinidadian
383 guppies (*Poecilia reticulata*) evolve differences in life history, behaviour, morphology, and male colour in
384 populations exposed to predators compared to those that are predator-free (Bassar *et al.*, 2017). Taken
385 together, because fragmentation can modify both dispersal rates and prey phenotypic traits, it should
386 change the flow of phenotypes that differ in fitness traits, including metabolism and consumption.

387 Fragmentation can result in variability of attack rates among local predator populations. For
388 instance, in experimental populations of *Libellula* dragonflies, larval foraging rates were positively
389 correlated with the degree of habitat fragmentation, with the individuals from the most isolated pools
390 exhibiting significantly higher foraging rates than those from the most connected pools (McCauley,
391 Brodin, & Hammond, 2010). Theory shows that habitat fragmentation can result in increased predator-
392 prey interaction strengths through spatial compression (i.e. higher concentration of predator and prey
393 individuals resulting in higher encounter rates), thereby affecting consumer and resource temporal
394 population dynamics (McWilliams *et al.*, 2019). At even larger scales (e.g. latitudinal) populations can
395 differ in their genetically determined attack rates. For instance, in *Nucella caniculata*, a predatory sea
396 snail, populations differed significantly in their drilling rate on *Mytilus californianus*, their mussel prey.
397 Common garden experiments demonstrated that the variation in attack rates was genetically
398 determined, while gene flow was restricted among populations (Sanford *et al.*, 2003).

399 Importantly, because fragmentation can result in local patches that differ in the relative
400 abundances of dominant consumers, disparate consumer-resource interactions across the
401 metacommunity become possible, resulting in local patches that differ significantly in the strength of
402 biotic selective pressures. For instance, Urban (2008) examined a metacommunity containing the
403 salamander *Ambystoma maculatum* and several of its important larval consumers, including *Ambystoma*
404 *opacum* and beetles of the genus *Dytiscus*. While *A. opacum* is a gape-limited predator that feeds
405 primarily on small larval individuals of *A. maculatum*, larger larval individuals are instead more
406 vulnerable to *Dytiscus* predators. These two predators exert opposing selection gradients upon *A.*
407 *maculatum* larval growth rate (Urban, 2008). Densities of both predators are negatively correlated
408 across ponds within the metacommunity, indicating that *A. maculatum* larvae can experience
409 antagonistic selection regimes across the metacommunity depending on the abundance of the two
410 predators in local habitat patches. This scales down the food web because the foraging rate of *A.*
411 *maculatum* on its zooplankton prey is under selection as a result, in part, of predation pressure from *A.*
412 *opacum*.

413 Theory shows that, in general, metacommunity dynamics favour the persistence of otherwise
414 extinction-prone food webs, by decreasing local population fluctuations that can eventually lead to
415 species extinctions (Bonsall, French, & Hassell, 2002; Ryall & Fahrig, 2006; Cooper, Li, & Montagnes,
416 2012). Experimental metacommunities containing populations of the host beetle, *Callosobruchus*
417 *chinensis*, and its pteromalid parasitoid, *Anisopteromalus calandrae*, exhibit significantly prolonged
418 persistence times compared to isolated communities (Bonsall *et al.*, 2002). By improving survival of both

419 consumers and resources, metacommunities therefore increase the time available for evolution to
420 potentially occur.

421 **(3) Responses to simultaneous warming and fragmentation**

422 Research in the literature exploring the interaction between habitat fragmentation and warming
423 for consumer-resource interactions remains scarce. Nonetheless, several studies, including several using
424 latitudinal gradients, allow us to examine some interactive effects.

425 Habitat warming and dispersal can interact, with the effects of warming on dispersal rates likely
426 to be context-dependent, modulated by resource availability and interspecific interactions. For instance,
427 Grainger & Gilbert (2017) showed that when host plants are abundant, warming does not affect
428 dispersal of herbivorous insects and increases their population size. In contrast, when host plants are
429 limiting, warming increases dispersal rates and herbivore populations decline. When dispersal and
430 warming both occur, the results for the community can be quite important. As an example, Perdomo,
431 Sunnucks, & Thompson, (2012) examined the combined effects of a high-temperature event and habitat
432 isolation on the assembly of natural moss micro-arthropod communities. In communities that had
433 experienced warming, they found that two large springtail taxa (Collembola) became numerically
434 dominant following community assembly, resulting in community size structures (i.e. body mass
435 distributions at the community level) unlike those of unwarmed communities.

436 Variation in attack rates driven by genetic differences among predator populations can also
437 interact complexly with environmental temperature (De Block *et al.*, 2013; Tran *et al.*, 2016). For
438 example, De Block and co-authors paired populations of the cladoceran *Daphnia magna* and their
439 damselfly predator, *Ischnura elegans* from different latitudes in Europe in all possible combinations (De
440 Block *et al.*, 2013). Individuals of *I. elegans* differed in their genetically-determined attack rates across
441 latitudinal populations. The survival advantage experienced by southern *Daphnia* at 24° C and northern
442 *Daphnia* at 20° C disappeared when they were paired respectively with southern *Ischnura* and northern
443 *Ischnura*. These results show that local adaptation in both predators and prey can be important in eco-
444 evolutionary dynamics. The degree of climate-matching in interacting species in more complex
445 communities is therefore likely to play a role in determining when eco-evolutionary dynamics result in
446 cryptic outcomes (i.e. a “moving target” scenario such that ecological outcomes can mask the underlying
447 evolutionary change) compared to more dramatic or visible outcomes (Fig. 2, outcome C). We may then
448 expect that the dramatic eco-evolutionary outcomes will be particularly likely in complex communities

449 in which interacting species have mismatched climate phenotypes (e.g. as might occur in no-analogue
450 communities) (Fig. 2, outcome D).

451 Overall, this suggests that, when temperature differs among habitat patches (e.g. Skelly &
452 Freidenburg, 2000), attack rates are also expected to vary among patches (e.g. resulting from
453 temperature-dependent attack rates, as in De Block *et al.*, 2013; Tran *et al.*, 2016). This leads to the
454 prediction that fragmentation results in varying consumer-resource interactions among local habitat
455 patches and that differences in these interactions then result in variable selection pressures at local
456 scales within the metacommunity. Additionally, given the likelihood of evolutionary mismatches across
457 trophic levels and the observed changes in trophic interaction strengths, we argue that the importance
458 of eco-evolutionary dynamics for consumer-resource interactions during habitat warming and
459 fragmentation is certainly underestimated.

460 **4. THE IMPORTANCE OF FITNESS TRADE-OFFS IN ECO-EVOLUTIONARY DYNAMICS**

461
462 In sections 2 and 3 we reviewed the effects of warming and fragmentation on isolated species
463 and their interactions. These effects are likely to be non-additive and can have important ecological and
464 evolutionary consequences at the population, community and landscape levels. In particular, the effects
465 of warming and fragmentation on dispersal rates are likely to (1) be context-dependent, modulated by
466 resource availability, predator presence, and competitive interactions, and (2) influence the distribution
467 of phenotypes within populations by favouring heat-resistant phenotypes and those maximising the
468 cost-benefit balance of dispersal. This highlights the importance of intraspecific trait variation, fitness
469 trade-offs, and interspecific interactions to better understand the influence of warming and
470 fragmentation on eco-evolutionary dynamics. In this section, we focus on the role of fitness trade-offs
471 for eco-evolutionary dynamics and how these trade-offs can be used to anticipate the impact of
472 warming and fragmentation on communities.

473 Eco-evolutionary dynamics are especially important when populations experience selection
474 upon traits for which important correlations exist (Fig. 4), such that selection on one trait is expected to
475 alter performance in another trait or fitness attributes. In other words, ecological trade-offs occur when
476 higher performance in one fitness attribute comes at the expense of performance in a second (Fig. 4).
477 Some examples of key fitness trade-offs include competition-colonization trade-offs (Cadotte *et al.*,
478 2006) and resource acquisition-defence trade-offs (Branco *et al.*, 2018). When interacting species have
479 trade-offs relating to their interactions, a shift in the trade-off for one species has the potential to thus

480 propagate within the food web as an evolutionary cascade, by rippling through the system as shifts in
481 species abundances, resulting in altered community and ecosystem properties (Palkovacs, Wasserman,
482 & Kinnison, 2011). Eco-evolutionary feedbacks can thus lead to unexpected ecological or evolutionary
483 dynamics that cannot be adequately modelled or predicted without considering these feedbacks
484 (Govaert *et al.*, 2019; Kaitala *et al.*, 2020). For example, in the case of experimental work by Hiltunen *et*
485 *al.* (2018) examining the evolution of *Pseudomonas fluorescens* and its consumer *Tetrahymena*
486 *thermophila* as a result of multistressor selection, a subsequent analysis by Kaitala *et al.* (2020)
487 demonstrated that models including co-evolution between the two species best explained the observed
488 dynamics.

489 Importantly, abiotic stressors (e.g. exposure to extreme temperatures) are predicted to alter
490 trade-offs in a variety of ways that can result in eco-evolutionary dynamics that are environmentally-
491 dependent (Theodosiou, Hiltunen, & Becks, 2019), which could be particularly important for
492 communities in fragmented landscapes. Trade-offs are most likely to have eco-evolutionary
493 consequences for habitat warming in fragmented landscapes when at least one of the fitness attributes
494 in the trade-off has documented effects from warming and/or fragmentation. For instance, warming can
495 influence competitive outcomes (Bestion *et al.*, 2018) and resource acquisition and defence (De Block *et*
496 *al.*, 2013), while fragmentation can influence dispersal and colonization (Cote *et al.*, 2017). Another
497 documented trade-off is survival vs. growth-rate in relation to thermal performance. Examples include
498 variable survival at different temperatures after laboratory selection for increased performance at high
499 temperatures in *Escherichia coli* (Cooper *et al.*, 2001), growth rate vs. heat-shock tolerance in pea aphids
500 (*Acyrtosiphon pisum*) (Harmon, Moran, & Ives, 2009a), and survival at extreme temperatures of
501 *Tigriopus californicus* copepods vs. their competitive ability (Willett, 2010). Changes in these trade-offs
502 can then lead to altered consumer-resource dynamics (an ecological effect) (Sheridan & Bickford, 2011;
503 Yvon-Durocher *et al.*, 2011; Gardner *et al.*, 2011; Ohlberger, 2013; Sentis *et al.*, 2017) and, in turn, alter
504 selection for traits that trade off with defence against a consumer (an evolutionary effect), ultimately
505 resulting in additional ecological changes within the community (and an eco-evolutionary feedback).

506 Based upon these trends, we argue that investigation of fitness trade-offs and the consequences
507 of eco-evolutionary dynamics on interspecific interactions in concurrently fragmented and warmed
508 landscapes will provide a more complete understanding of the simultaneous long-term effects of these
509 stressors. Using fitness trade-offs, our goal is therefore to highlight how eco-evolutionary responses
510 linked to consumer-resource interactions may yield novel consequences in these systems.

511 **5. SCENARIOS FOR ECO-EVOLUTIONARY DYNAMICS IN WARMED AND FRAGMENTED COMMUNITIES**

512 We provide several illustrative scenarios next to demonstrate the ways in which eco-
513 evolutionary dynamics may influence outcomes of consumer-resource interactions in communities
514 experiencing simultaneous warming and fragmentation. We indicate whether each step in the dynamic
515 is ecological (eco) or evolutionary (evo) to enable the reader to trace the feedbacks in the scenario.
516 Acknowledging that eco-evolutionary dynamics have the potential to yield multiple outcomes, we do
517 not aim to provide an exhaustive exploration of these possibilities. We do not argue that these scenarios
518 are the only ones we should expect, or that they are likely to be the most common of all possible
519 outcomes, but rather that they are likely to occur given the current theoretical and empirical evidence
520 of the impacts of warming or fragmentation on species traits and response to selection. These scenarios
521 provide examples on how eco-evolutionary dynamics can affect communities under warming and
522 fragmentation, potentially yielding unexpected results compared to predictions based solely upon
523 ecology or evolution.

524 **(1) Scenarios for single consumer-resource interactions**

525
526 A number of eco-evolutionary dynamics, including feedbacks, can arise in consumer-resource
527 interactions occurring in warmed and fragmented habitats. We focus on three that meet our criteria.
528 Firstly, if consumer-free habitat patches enable the resource species to evolve increased thermal
529 tolerance (*e.g.*, if the predator was physiologically excluded from warm patches) (evo), its abundance
530 could increase (eco). A potential example of this phenomenon is with *Daphnia magna* in which isolated
531 populations evolved increased growth rate in response to warming (Van Doorslaer *et al.*, 2010). This will
532 result in increased dispersal among patches as density increases (Fronhofer *et al.*, 2018), and thus higher
533 abundance in cool patches due to the influx of immigrants (eco) (Fig. 5A). One result of the increased
534 availability of the resource in cool patches could be increased attack rate by the consumer. Increased
535 attack by the consumer could result as either a density-dependent (*i.e.*, of the resource) ecological
536 response (eco) (*e.g.* Eggleston, Lipcius, & Hines, 1992; Hossie & Murray, 2010) or due to evolution to
537 increase resource acquisition (Fig. 5B) (*e.g.* populations differing in genetically determined attack rates
538 evo) (Sanford *et al.*, 2003; De Block *et al.*, 2013; Dinh Van *et al.*, 2013, 2014). Increased consumer
539 pressure can then decrease the number of successfully dispersing individuals of the resource (*e.g.* Yoder,
540 Marschall, & Swanson, 2004), increasing the degree of isolation among patches for the resource (eco). In

541 doing so, it could then increase opportunities for additional local adaptation of the resource (Loeuille &
542 Leibold, 2008), for instance, to then increase defence against the consumer (evo) (Fig. 5C).

543 Secondly, an eco-evolutionary dynamic might occur if consumers are present in warm patches,
544 but have reduced attack rates due to, e.g., physiological constraints (Tran *et al.*, 2016), a change in
545 period of activity, or prey switching (eco). In this scenario, warm patches would again function as prey
546 refugia, leading to larger population sizes of prey (eco) and increased opportunities for local adaptation
547 to the thermal environment without trade-offs (evo) (Supplemental Fig. 2). In fact, if trade-offs between
548 thermal performance traits and defence traits do occur (e.g. Janssens, Verberk, & Stoks, 2018; Tran *et*
549 *al.*, 2019), evolution of increased thermal performance may prove to be more likely with spatial
550 segregation associated to fragmentation than in a non-fragmented community.

551 And thirdly, because the evidence with regard to the effects of warming on attack rate remains
552 inconclusive, especially at evolutionary time scales, we consider the possibility that attack rates also
553 increase due to warming (De Meester *et al.*, 2011). For example, over time consumers may evolve in
554 response to their thermal environment (evo). If a consumer evolves increased attack rates in warm
555 habitats and its abundance increases, the higher attack rates may decrease the absolute number of
556 successful dispersers of the resource among habitat patches (i.e. possibly as a result of reduced
557 abundance of the resource, even though dispersal rate itself could increase; Dixon & Agarwala, 1999)
558 (eco), resulting in increased opportunities for local adaptation of the resource as a result of increased
559 effective patch isolation (evo) (Supplemental Fig. 3). Even if the consumer reduces the abundance of the
560 resource, it may facilitate local adaptation in the resource by maximizing its growth rate, thereby
561 increasing the number of selective events per unit time, and by consuming maladapted individuals
562 (Osmond *et al.*, 2017) (Supplemental Fig. 3).

563 **(2) Scenarios for food chains**

564

565 When expanding consumer-resource interactions to a tri-trophic food chain, the potential
566 consequences of eco-evolutionary dynamics become more variable and difficult to predict (terHorst *et*
567 *al.*, 2018). Evolutionary cascades become possible, with the potential for a shift in the trade-offs for one
568 species to propagate through the food web as eco-evolutionary feedbacks. For example, landlocked
569 populations of alewives (*Alosa pseudiharengus*) in lakes increase predation pressure (eco) on *Daphnia*.
570 In response, the *Daphnia* have evolved faster growth, earlier maturation, and higher fecundity (evo)
571 (Walsh & Post, 2011), an effect that cascades through the food chain in the form of altered

572 phytoplankton dynamics and ecosystem functioning (eco) (Walsh *et al.*, 2012). We thus focus on two
573 scenarios with two different starting points that take into account the possibility of cascading effects in
574 simple food webs.

575 In our first scenario, a resource species evolves increased thermal tolerance (evo) (e.g. Schaum
576 *et al.*, 2017). This could involve a trade-off with a trait important to defence against consumption or
577 simply make it a more abundant, and thus readily available, resource (eco). In either case, the
578 intermediate consumer has an opportunity to evolve to increase investment in its own defence against a
579 top consumer (evo). This is most likely to occur in fragmented habitats, where the top consumers have
580 smaller population sizes than in continuous habitats (Crooks & Soulé, 1999). In warm patches especially,
581 top consumers that are physiologically sensitive to warming may be less abundant or absent entirely
582 (Petchey *et al.*, 1999; Binzer *et al.*, 2012), providing partial refuge to the intermediate consumer.
583 Specifically, as it becomes less costly for the intermediate consumer to acquire the now more abundant
584 resource, it is free to evolve decreased investment in expensive traits favourable to attack rate. Once
585 this occurs, the top consumer, where present, would encounter less edible prey. For top predators,
586 warming occurring in a fragmented landscape could thus lead to an increased likelihood of extinction
587 (eco) (Supplemental Fig. 4).

588 The second scenario requires that the top and intermediate consumers experience the
589 landscape at different scales. A top consumer, for which individuals move regularly among patches, may
590 have a plastic reduction in body size due to metabolic constraints with increasing mean temperature
591 across the landscape (eco) (Teplitsky & Millien, 2014). This can trigger prey-switching (Truemper &
592 Lauer, 2005), such that smaller predators are likely to target younger, smaller size classes of the
593 intermediate consumer, potentially due to increasing gape limitation (Arim *et al.*, 2010) (Fig. 6A). This, in
594 turn, increases selection on the intermediate consumer to evolve faster growth rates and escape
595 vulnerable size classes sooner (evo). This agrees with early findings of faster growth rates of
596 intermediate consumers in the presence of a top predator, although the possibility of evolutionary
597 mechanisms acting in this lake system was not evaluated (Persson *et al.*, 1996). Faster growth rates can
598 cause increased attack rates by the intermediate consumer on the resource (eco). Similarly, if the
599 intermediate consumer escapes some degree of predation by the top consumer, it can evolve to
600 increase investment in traits related to its attack on the resource at the expense of its own predator
601 defence (Fig. 6B). With increased attack by the intermediate consumer, the resource might then evolve
602 an increase in defence traits at the expense of its own resource acquisition (evo) (Lind *et al.*, 2013) (Fig.
603 6C). This, however, may vary among patches when individuals of the intermediate consumer only

604 disperse infrequently and when its physiological constraints depend on thermal environments within
605 patches. For instance, attack rates may be especially high in cool patches if the intermediate consumer is
606 physiologically constrained in warm patches. In this situation, the evolution of the resource species'
607 traits for defence or its own resource acquisition could occur unevenly across the landscape.

608 The two scenarios presented above can act simultaneously. If the resource abundance increases
609 while the top consumer body size decreases in warm patches, habitat fragmentation will couple changes
610 in both populations. Changes at the two trophic levels could thus reinforce one another, possibly
611 resulting in markedly increased abundance of the intermediate consumer not predicted without both
612 habitat warming and fragmentation.

613 **6. FUTURE RESEARCH DIRECTIONS**

614

615 To date, a prevailing underlying assumption of many studies of climate change or fragmentation
616 is that observed differences in interspecific interactions are explained by purely ecological effects. Eco-
617 evolutionary dynamics, however, can be cryptic and mostly undetectable. For example, eco-evolutionary
618 dynamics can be mostly apparent through consequential ecological changes in species abundances,
619 increasing stability or dampening of ecological patterns in space (Kinnison, Hairston, & Hendry, 2015;
620 Hendry, 2019; Urban *et al.*, 2020). Until we begin to study them directly in the context of warming and
621 fragmentation, their importance is likely to remain mostly unknown. We argue that the degree of
622 climate-phenotype matching, population properties related to fragmentation, and community context
623 are important for determining the importance of eco-evolutionary dynamics in warmed and fragmented
624 communities (Fig. 2), and that acknowledging their role opens up a new area of research.

625 Here, we present some experimental avenues and provide a roadmap to show how eco-
626 evolutionary dynamics can be integrated into experiments to determine in what manner they govern
627 responses to habitat warming and fragmentation across levels of biological organization, from single
628 species studies to food webs. We present five key questions for future work.

629 **1) What hidden role do cryptic eco-evolutionary dynamics play in enabling populations and**
630 **communities to respond to warming and fragmentation such that apparently no evolutionary**

631 **response has occurred?** To disentangle cryptic eco-evolutionary dynamics from purely ecological
632 responses will require further acknowledgment among ecologists of the importance of intraspecific
633 diversity within and among populations (Raffard *et al.*, 2018; Therry *et al.*, 2018). Genomic and
634 transcriptomic analyses increasingly offer us opportunities to understand the targets of selection within

635 genomes, providing novel information about how populations can evolve in response to local
636 environmental conditions (Kenkel & Matz, 2017; Li *et al.*, 2018b, 2018a; Bay *et al.*, 2018). For example,
637 by comparing genetic diversity before, during and after environmental stress, we can observe the
638 outcomes of natural selection in response to novel environmental change, even within a single
639 generation through shifts in allelic frequencies within a population (Pespeni *et al.*, 2012, 2013).

640 **2) To what extent does fragmentation allow eco-evolutionary dynamics in response to**

641 **warming to vary at local scales across a metacommunity, and does this enable populations to retain**

642 **higher levels of intraspecific diversity?** Uneven effects of warming are possible at local scales and local

643 habitats that differ in selective forces can result in variable selection across a metacommunity. Taken

644 together, fragmentation may have the ability to modulate eco-evolutionary dynamics in response to

645 warming, but we currently do not have sufficient information to determine the extent to which it does

646 so. Careful experimentation should evaluate the scales at which fragmentation and warming can

647 interact such that local populations differ in their exposure to warming. Just as metacommunity

648 dynamics potentially enable communities to retain higher interspecific beta diversity, they may allow

649 populations to retain higher intraspecific beta diversity. This may be especially true when habitats vary

650 in environmental conditions at local scales, favouring some genotypes more than others depending

651 upon local conditions. Intraspecific diversity is likely an important component contributing to a

652 population's resilience in the face of anthropogenic habitat change and is simultaneously expected to be

653 an aspect of biodiversity that is diminished by anthropogenic habitat change, making this question

654 particularly relevant in the face on ongoing warming and fragmentation.

655 **3) How frequently does fragmentation modulate the eco-evolutionary responses of**

656 **populations and communities in response to warming and what combination of population and**

657 **community-level factors will most frequently yield strong eco-evolutionary dynamics in this context?**

658 Here we will benefit from using controlled experiments to isolate the role of warming and

659 fragmentation in driving evolutionary change and understanding the effects for interspecific interactions

660 and community dynamics. Manipulative experiments using microcosms and mesocosms provide the

661 necessary level of control to unambiguously attribute any observed evolutionary change to each factor

662 and to initially evaluate the potential consequences of eco-evolutionary dynamics (Yoshida *et al.*, 2003;

663 Harmon *et al.*, 2009b; Scheinin *et al.*, 2015; Pantel, Duvivier, & Meester, 2015; Frickel, Sieber, & Becks,

664 2016; Schaum *et al.*, 2017). We have generated predictions for how combinations of populations traits

665 and fragmentation will influence the likelihood of strong eco-evolutionary dynamics in Figure 2, but

666 these expectations remain untested. Careful experimental design will also ensure that we can test

667 specific hypotheses regarding the circumstances most likely to result in eco-evolutionary dynamics, as
668 well the conditions under which such dynamics have significant effects. Field-based experiments with
669 local populations that differ in connectivity and temperature will then validate results from
670 experimental populations (Hendry, 2019; see for example, Johansson, Quintela, & Laurila, 2016b). In this
671 way we can begin to detect heritable differences in thermal performance (Kenkel & Matz, 2017) and
672 outcomes of interspecific interactions with implications for functioning in natural populations at longer
673 time scales (Schaum *et al.*, 2018).

674 **4) How does the inclusion of trophic complexity alter predicted evolutionary outcomes in**
675 **warmed and fragmented habitats? In other words, how important are trade-offs between thermal**
676 **traits and traits related to resource acquisition and/or predator defence in governing eco-evolutionary**
677 **dynamics that emerge in response to warming?** Although logic suggests a role for trade-offs in driving
678 eco-evolutionary dynamics, and perhaps especially feedbacks, their importance is nonetheless far from
679 certain between interacting species. We argue that strong fitness trade-offs may be particularly
680 instrumental in driving the evolutionary cascades that enable eco-evolutionary feedbacks and loops to
681 arise, as demonstrated in the scenarios presented in Section 5. Careful hypothesis testing using
682 organisms for which traits and their trade-offs have been described will allow us to determine how eco-
683 evolutionary dynamics and feedbacks in response to warming and fragmentation are affected by the
684 presence or absence of trait trade-offs.

685 **5) What fitness trade-offs are important for eco-evolutionary dynamics in warmed and**
686 **fragmented communities and how does the shape of the trade-off curve, especially those related to**
687 **thermal traits, affect emerging eco-evolutionary dynamics in response to warming?** Traits have the
688 potential to respond and interact non-linearly. In fact, thermal traits described by thermal performance
689 curves, are frequently non-linear. Examples include resource growth rates, attack rates and handling
690 times ultimately determining interaction strength (Amarasekare, 2015; Uszko *et al.*, 2017; Zhang *et al.*,
691 2017; Dee *et al.*, 2020; Uiterwaal & DeLong, 2020; Zhao *et al.*, 2020). This non-linearity implies that
692 extrapolating performance over a temperature range from average performance at a constant
693 temperature can be inaccurate for organisms experiencing variable temperatures (Denny, 2017).
694 Similarly, ecological responses may be non-linearly density-dependent at the metacommunity scale
695 (*e.g.*, the response to predation depends upon both the risks and rewards to movement). Such non-
696 linear responses have the potential to complicate inferences, especially when trade-offs among traits
697 are considered. For this reason, it will be important to consider the importance of non-linear trade-offs
698 for eco-evolutionary dynamics involving responses to climate warming and fragmentation. Initially,

699 experiments must quantify the types of trade-off curves involved in eco-evolutionary responses.
700 Eventually, this information will allow a broader classification of how the shape of trait responses and
701 trade-offs influences eco-evolutionary dynamics.

702

703 **7. CONCLUSIONS**

704

705 (1) In this review, we demonstrated how warming and fragmentation can individually alter
706 selective pressures, as well as the size, structure, and connectivity of populations, interacting species,
707 and more complex communities. We then examined the limited research available studying interactive
708 effects of habitat warming and fragmentation. We used the available evidence to argue that ecological
709 responses to concurrent habitat warming and fragmentation are likely to be mediated and complicated
710 by eco-evolutionary dynamics.

711 (2) We generated four predicted broad outcomes for how combinations of populations traits
712 and fragmentation will influence the likelihood of eco-evolutionary dynamics compared to ecological
713 responses, calling for greater attention on the warming-phenotype matching, fragmentation-induced
714 population structure, and community complexity.

715 (3) We suggest that a new perspective is needed for understanding the simultaneous eco-
716 evolutionary consequences of habitat fragmentation and warming for the dynamics of ecological
717 communities. Such a perspective should be based on trade-offs among traits that emerge in response to
718 warming and habitat fragmentation. Thermal environment affects traits related to metabolism, which
719 are also likely to have trade-offs with other energetically costly ecological traits, such as anti-predator
720 defence or propensity to migrate. Traits can be additionally influenced by the spatial environment
721 experienced by individuals.

722 (4) We have presented this perspective with several example scenarios to generate novel,
723 sometimes counter-intuitive predictions. For example, we predict that eco-evolutionary dynamics in tri-
724 trophic chains could result in increases in abundance of intermediate consumers and even possibly
725 unanticipated extinctions of top consumers, in marked contrast to expectations solely based on
726 ecological dynamics.

727 (5) New research questions emerge that explicitly consider the consequences of eco-
728 evolutionary dynamics in communities responding to fragmentation and habitat warming. Key questions
729 to address include, but are not limited to: When does fragmentation allow for eco-evolutionary

730 dynamics in response to warming to vary among patches across a metacommunity? How do we
731 disentangle cryptic eco-evolutionary dynamics from purely ecological responses? How does the
732 inclusion of trophic complexity alter predicted evolutionary outcomes from single species studies in
733 warmed and fragmented habitats? These and other questions require urgent investigation to yield more
734 robust predictions for the long-term effects of multiple global change components.

735 **8. ACKNOWLEDGEMENTS**

736

737 This research is supported by the French ANR through LabEx TULIP (ANR-10-LABX-41) and by the
738 FRAGCLIM Consolidator Grant, funded by the European Research Council under the European Union's
739 Horizon 2020 research and innovation programme (Grant Agreement Number 726176). We thank Simon
740 Blanchet, Julien Cote, members of the Morin laboratory, and two anonymous peer referees for
741 comments on the manuscript.

742 **9. AUTHOR CONTRIBUTIONS**

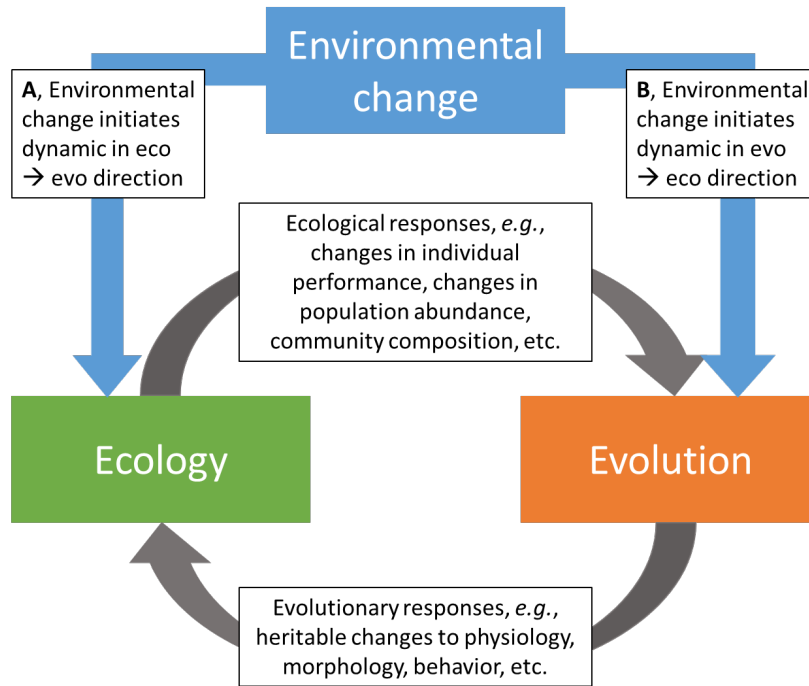
743

744 CAF, AS, JMM conceived the idea for the manuscript, CAF developed the scenarios, and CAF, AS,
745 and JMM jointly wrote the manuscript.

746

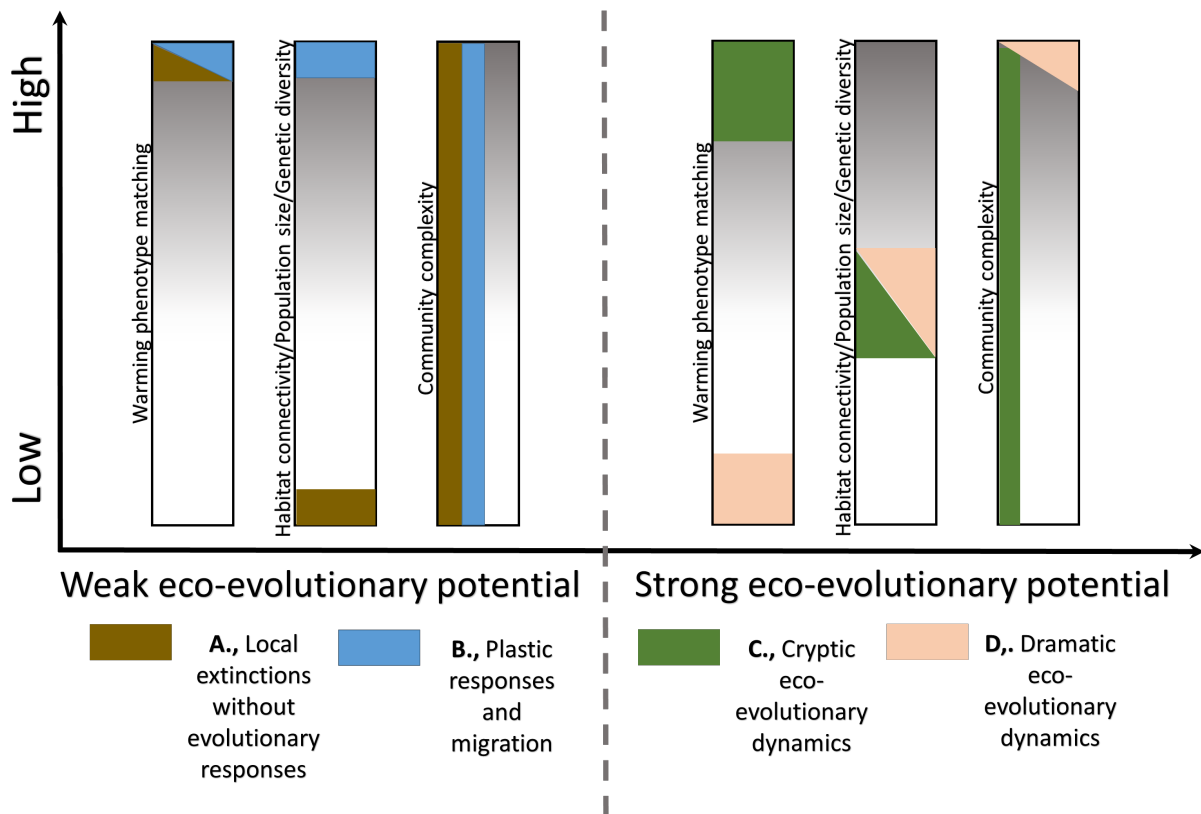
747

748 **Figure 1.** Conceptual diagram showing eco-evolutionary dynamics, where changes in the ecology of
749 populations or communities that result in evolutionary changes (**A**), or vice versa (**B**), can occur when
750 ecology and evolution occur at contemporary timescales. Such dynamics are considered eco-
751 evolutionary feedbacks when the secondary evolutionary (as in **A**) or ecological (as in **B**) response then
752 results in an additional reciprocal ecological (**A**) or evolutionary (**B**) response. As our focus is on
753 environmental change, we assume that the dynamics are initiated in response to a change in the
754 environment of a population.



755
756
757

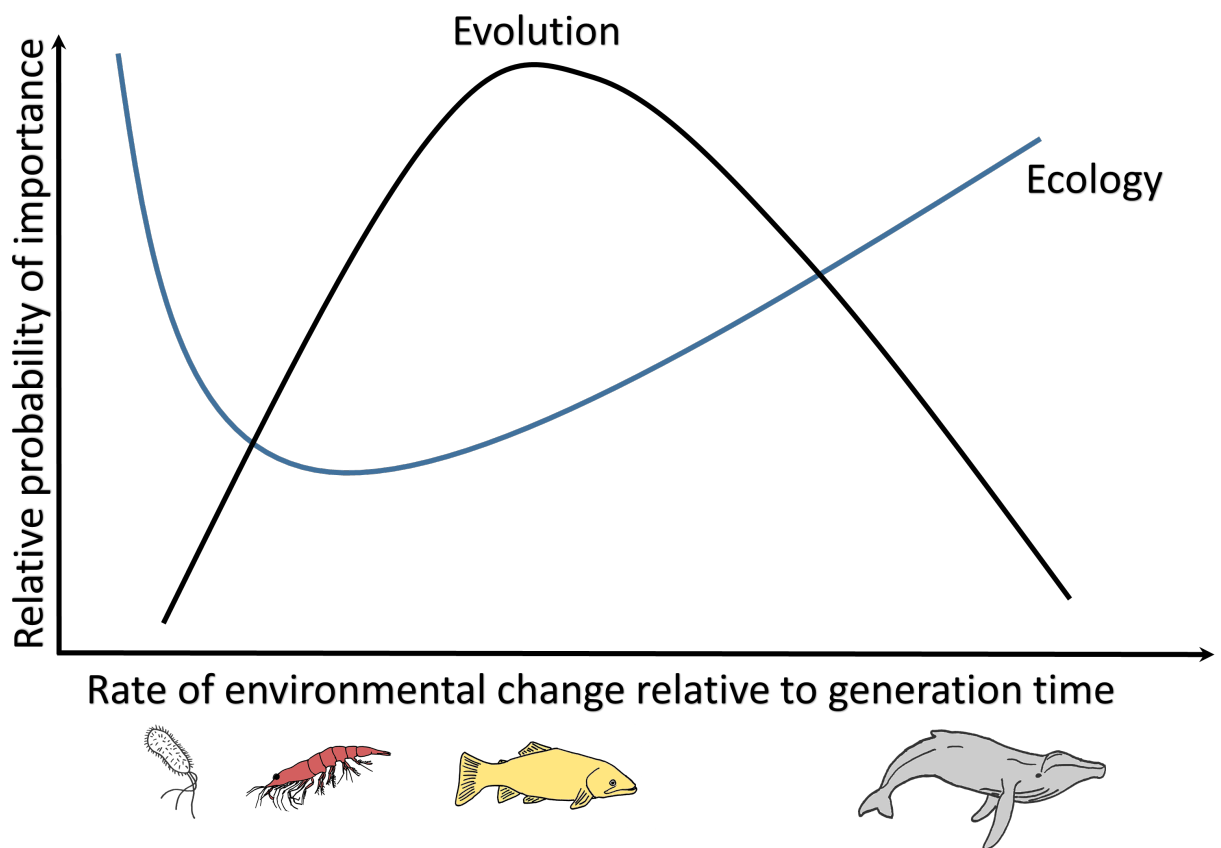
758 **Figure 2. Likelihood of eco-evolutionary dynamics in response to warming and fragmentation as a**
 759 **function of species' traits (population size within a patch, genetic diversity, and environment-**
 760 **phenotypic matching), and community complexity.** For simplicity, two eco-evolutionary potential
 761 scenarios are presented and separated by the dotted grey line, corresponding to low and high eco-
 762 evolutionary potential. Grey-scale shading indicates the relative level from low to high of each factor.
 763 Colours on the bars show the expected range of each factor for a given outcome, **A** through **D** (detailed
 764 in the legend below the figure). For example, if warming-phenotype matching were high, we would
 765 expect very different outcomes depending on the eco-evolutionary potential. For low eco-evolutionary
 766 potential, local extinctions (A) or plastic responses and migration (B) are predicted, while for high eco-
 767 evolutionary potential, cryptic eco-evolutionary dynamics would be expected.



768

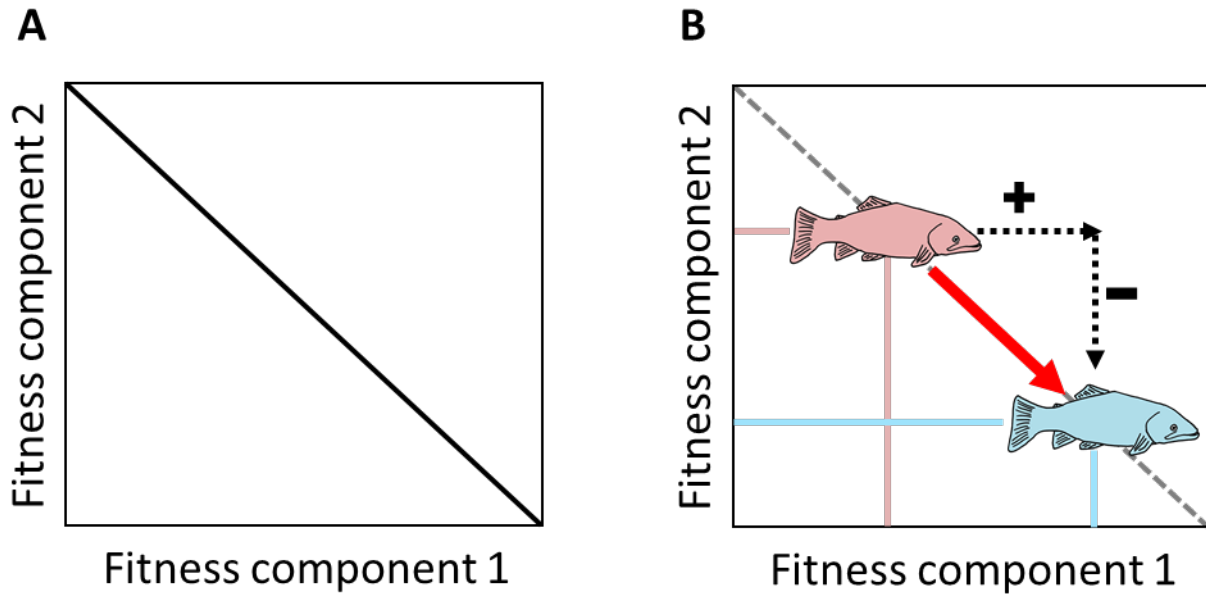
769

770 **Figure 3. Relative probability of the importance of ecological or evolutionary response of populations**
 771 **faced with environmental change when the rate of environmental change is scaled to generation**
 772 **time.** For species with very rapid generation times (krill), ecological and evolutionary responses may be
 773 similarly important. For species that experience climate change at scales that are intermediate to their
 774 generation time (fish), the relative importance of evolutionary response increases. For species with long
 775 generation times relative to the rate of climate change (whale), ecological responses (especially plastic
 776 responses and migration), may once again become relatively more important than evolutionary
 777 response. The position of interacting species (e.g., consumers and resources) in this graph determines
 778 the expected outcome and potential mismatches of their responses to environmental change.



779

780 **Figure 4. A**, Conceptual diagram of an ecological trade-off with two fitness components (conceptualized
781 as a linear relationship for simplicity). **B**, Evolution that improves performance in one fitness component
782 results in a concomitant reduction in performance in a second fitness component. Here a starting
783 population (pink fish) evolves increased performance in Fitness component 1 (x-axis trait), at the
784 expense of performance in Fitness component 2 (y-axis trait), resulting in an overall shift along the
785 trade-off curve (red arrow) for the evolved population (blue fish).



786
787
788
789

Figure 5. Conceptual diagram (top panels) illustrating a hypothetical scenario for an eco-evolutionary feedback (evo→eco→evo) between a consumer species and its resource with evolutionary trade-offs visualized below each conceptual panel. Fragmentation in a habitat experiencing a thermal gradient results in patches that differ in thermal environment (colour of background, with blue as cold, pink as warm). In the conceptual panels, for each species the colour of the illustration represents different genotypes (or phenotypes) within each population, while the size of the illustration represents the relative contribution of each phenotype to the population make-up. In the trade-off diagrams, the curve for the trade-off relationship is indicated with a grey dashed line, while evolutionary movement along the trade-off curve is indicated with a solid red arrow. Dashed black arrows show the positive (+) or negative (-) direction of the movement for each fitness attribute. **A,** The presence of habitat patches differing in their thermal environment results in evolution of the resource (alga) for increased heat-shock tolerance leading to an increase in its abundance in warm patches due to lower mortality under heat shock. **B,** Increased abundance of the resource results in increased attack by the consumer (daphnid) as an ecological (dashed red line off of the trade-off curve) or evolutionary response, a trait whose performance is not necessarily tied to thermal environment. **C,** Decreased dispersal of the resource occurs as a result of higher predation pressure, increasing the opportunity for local adaptation to increase defence against the predator.

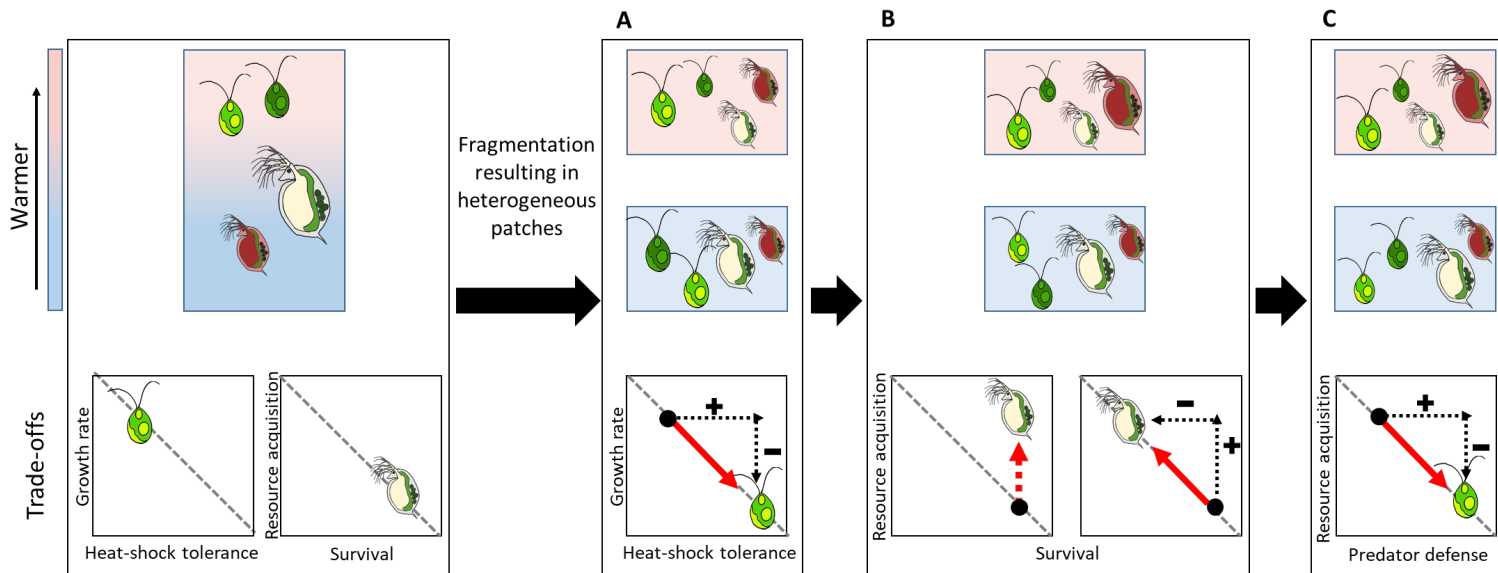
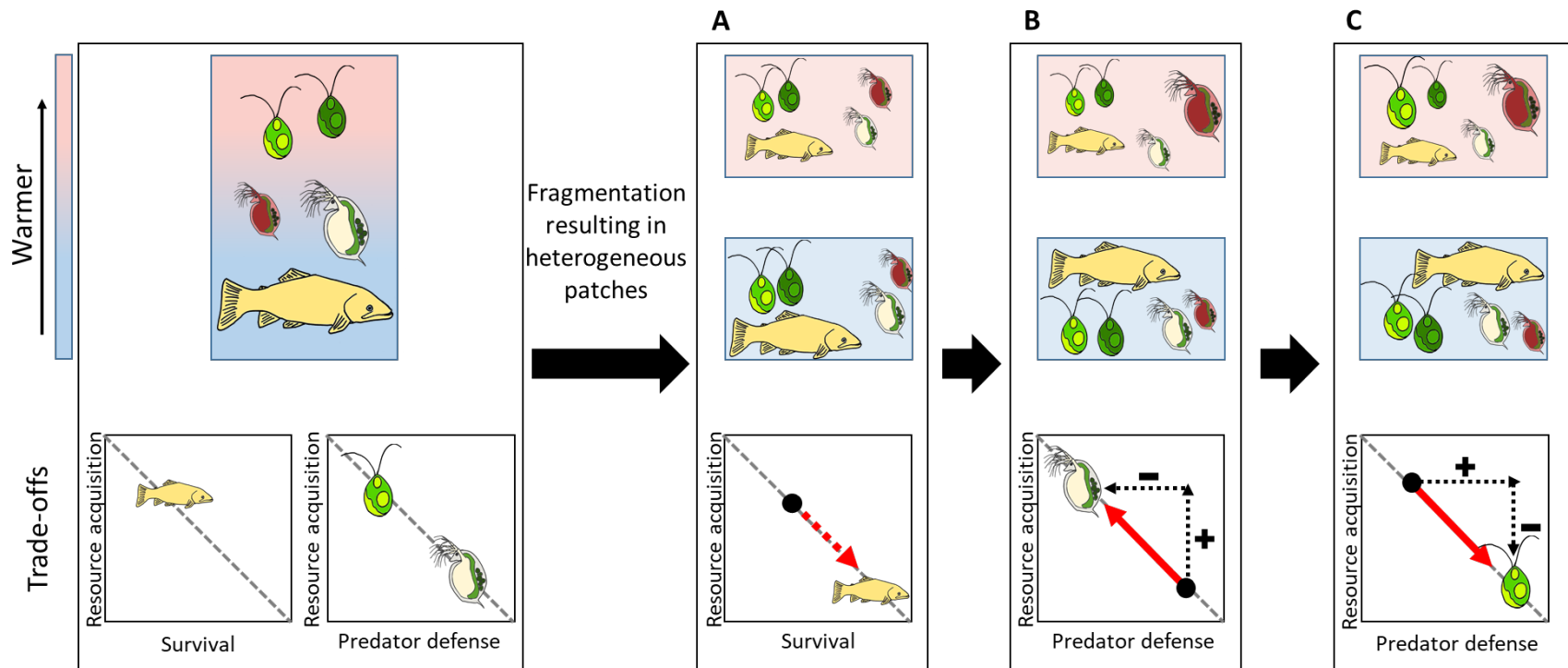


Figure 6. Conceptual diagram (top panels) illustrating a hypothetical scenario for an eco-evolutionary feedback (eco→evo→eco) for a tri-trophic food chain with evolutionary trade-offs visualized below each conceptual panel. See the caption for Fig. 5 for a description of the figure legend.

A, The presence of habitat patches differing in their thermal environment results in a plastic reduction of top consumer (fish) body size (dashed red line on the trade-off curve). **B,** Decreased predation pressure linked to reduced fish body mass then allows the intermediate consumer (daphnid) to evolve increased resource acquisition. **C,** The resource (alga) evolves increased defence in response to higher predation pressure from the intermediate consumer.



10. REFERENCES

- ABRAM, P.K., BOIVIN, G., MOIROUX, J. & BRODEUR, J. (2017) Behavioural effects of temperature on ectothermic animals: unifying thermal physiology and behavioural plasticity. *Biological Reviews* **92**, 1859–1876. Blackwell Publishing Ltd.
- AMARASEKARE, P. (2015) Effects of temperature on consumer-resource interactions. *Journal of Animal Ecology* **84**, 665–679.
- ANGILLETTA JR., M.J., BENNETT, A.F., GUDERLEY, H., NAVAS, C.A., SEEBACHER, F. & WILSON, R.S. (2006) Coadaptation: A unifying principle in evolutionary thermal biology. *Physiological and Biochemical Zoology* **79**, 282–294. The University of Chicago Press.
- ARIM, M., ABADES, S.R., LAUFER, G., LOUREIRO, M. & MARQUET, P.A. (2010) Food web structure and body size: Trophic position and resource acquisition. *Oikos* **119**, 147–153. Wiley/Blackwell (10.1111).
- BAKKER, J., VAN RIJSWIJK, M.E.C., WEISSING, F.J. & BIJLSMA, R. (2010) Consequences of fragmentation for the ability to adapt to novel environments in experimental *Drosophila* metapopulations. *Conservation Genetics* **11**, 435–448. Springer.
- BARRACLOUGH, T.G. (2015) How do species interactions affect evolutionary dynamics across whole communities? *Annual Review of Ecology, Evolution, and Systematics* **46**, 25–48.
- BASSAR, R.D., BRYAN, B.L., MARSHALL, M.C., PRINGLE, C.M., REZNICK, D.N. & TRAVIS, J. (2017) Local adaptation of fish consumers alters primary production through changes in algal community composition and diversity. *Oikos* **126**, 594–603.
- BASSAR, R.D., FERRIERE, R., LÓPEZ-SEPULCRE, A., MARSHALL, M.C., TRAVIS, J., PRINGLE, C.M. & REZNICK, D.N. (2012) Direct and indirect ecosystem effects of evolutionary adaptation in the Trinidadian guppy (*Poecilia reticulata*). *The American Naturalist* **180**, 167–185.
- BAY, R.A., HARRIGAN, R.J., UNDERWOOD, V. LE, GIBBS, H.L., SMITH, T.B. & RUEGG, K. (2018) Genomic signals of selection predict climate-driven population declines in a migratory bird. *Science (New York, N.Y.)* **359**, 83–86. American Association for the Advancement of Science.
- BECKS, L., ELLNER, S.P., JONES, L.E. & HAIRSTON JR, N.G. (2010) Reduction of adaptive genetic diversity radically alters eco-evolutionary community dynamics. *Ecology Letters* **13**, 989–997.
- BECKS, L., ELLNER, S.P., JONES, L.E. & HAIRSTON, N.G. (2012) The functional genomics of an eco-evolutionary feedback loop: linking gene expression, trait evolution, and community dynamics. *Ecology Letters* **15**, 492–501.

- BESTION, E., CLOBERT, J. & COTE, J. (2015) Dispersal response to climate change: scaling down to intraspecific variation. *Ecology Letters* **18**, 1226–1233. John Wiley & Sons, Ltd (10.1111).
- BESTION, E., GARCÍA-CARRERAS, B., SCHAUM, C.E., PAWAR, S. & YVON-DUROCHER, G. (2018) Metabolic traits predict the effects of warming on phytoplankton competition. *Ecology Letters* **21**, 655–664. Wiley/Blackwell (10.1111).
- BESTION, E., TEYSSIER, A., AUBRET, F., CLOBERT, J. & COTE, J. (2014) Maternal exposure to predator scents: offspring phenotypic adjustment and dispersal. *Proceedings of the Royal Society B: Biological Sciences* **281**, 20140701. The Royal Society.
- BINZER, A., GUILL, C., BROSE, U. & RALL, B.C. (2012) The dynamics of food chains under climate change and nutrient enrichment. *Philosophical Transactions of the Royal Society B: Biological Sciences* **367**, 2935 LP – 2944.
- BLANQUART, F., KALTZ, O., NUISMER, S.L. & GANDON, S. (2013) A practical guide to measuring local adaptation. *Ecology Letters* **16**, 1195–1205. Wiley/Blackwell (10.1111).
- DE BLOCK, M., PAUWELS, K., VAN DEN BROECK, M., DE MEESTER, L. & STOKS, R. (2013) Local genetic adaptation generates latitude-specific effects of warming on predator-prey interactions. *Global Change Biology* **19**, 689–696. Wiley/Blackwell (10.1111).
- BONSALL, M.B., FRENCH, D.R. & HASSELL, M.P. (2002) Metapopulation structures affect persistence of predator-prey interactions. *Journal of Animal Ecology* **71**, 1075–1084. Wiley/Blackwell (10.1111).
- BOUKAL, D.S., BIDEAULT, A., CARREIRA, B.M. & SENTIS, A. (2019) Species interactions under climate change: connecting kinetic effects of temperature on individuals to community dynamics. Elsevier Inc. *Current Opinion in Insect Science*. .
- BRANCO, P., EGAS, M., ELSER, J.J. & HUISMAN, J. (2018) Eco-evolutionary dynamics of ecological stoichiometry in plankton communities. *The American Naturalist* **192**, E1–E20.
- BUCKLEY, J. & BRIDLE, J.R. (2014) Loss of adaptive variation during evolutionary responses to climate change. *Ecology Letters* **17**, 1316–1325. Blackwell Publishing Ltd.
- CADOTTE, M.W., MAI, D. V, JANTZ, S., COLLINS, M.D., KEELE, M. & DRAKE, J.A. (2006) On testing the competition-colonization trade-off in a multispecies assemblage. *The American Naturalist* **168**, 704–709.
- CAIRNS, J., MOERMAN, F., FRONHOFER, E.A., ALTERMATT, F. & HILTUNEN, T. (2020) Evolution in interacting species alters predator life-history traits, behaviour and morphology in experimental microbial communities. *Proceedings of the Royal Society B: Biological Sciences* **287**, 20200652. NLM (Medline).

- COBBEN, M.M.P., VERBOOM, J., OPDAM, P.F.M., HOEKSTRA, R.F., JOCHEM, R. & SMULDERS, M.J.M. (2012) Wrong place, wrong time: Climate change-induced range shift across fragmented habitat causes maladaptation and declined population size in a modelled bird species. *Global Change Biology* **18**, 2419–2428. John Wiley & Sons, Ltd.
- COLLINS, S. & BELL, G. (2004) Phenotypic consequences of 1,000 generations of selection at elevated CO₂ in a green alga. *Nature* **431**, 566–569.
- COLLINS, S. & BELL, G. (2006) Evolution of natural algal populations at elevated CO₂. *Ecology Letters* **9**, 129–135.
- COMTE, L., HUGUENY, B. & GRENOUILLET, G. (2016) Climate interacts with anthropogenic drivers to determine extirpation dynamics. *Ecography* **39**, 1008–1016. John Wiley & Sons, Ltd.
- COOPER, J.K., LI, J. & MONTAGNES, D.J.S. (2012) Intermediate fragmentation *per se* provides stable predator-prey metapopulation dynamics. *Ecology Letters* **15**, 856–863. Wiley/Blackwell (10.1111).
- COOPER, V.S., BENNETT, A.F. & LENSKI, R.E. (2001) Evolution of thermal dependence of growth rate of *Escherichia coli* populations during 20,000 generations in a constant environment. *Evolution* **55**, 889–896. Wiley/Blackwell (10.1111).
- COTE, J., BESTION, E., JACOB, S., TRAVIS, J., LEGRAND, D. & BAGUETTE, M. (2017) Evolution of dispersal strategies and dispersal syndromes in fragmented landscapes. *Ecography* **40**, 56–73. Wiley/Blackwell (10.1111).
- CROOKS, K.R. & SOULÉ, M.E. (1999) Mesopredator release and avifaunal extinctions in a fragmented system. *Nature* **400**, 563–566.
- DAUFRESNE, M., LENGFELLNER, K. & SOMMER, U. (2009) Global warming benefits the small in aquatic ecosystems. *Proceedings of the National Academy of Sciences of the United States of America* **106**, 12788–12793.
- DEE, L.E., OKAMTOTO, D., GÅRDMARK, A., MONTOYA, J.M. & MILLER, S.J. (2020) Temperature variability alters the stability and thresholds for collapse of interacting species. *bioRxiv*, 2020.05.18.102053.
- DENNY, M. (2017) The fallacy of the average: on the ubiquity, utility and continuing novelty of Jensen's inequality. *The Journal of Experimental Biology* **220**, 139 LP – 146.
- DINH VAN, K., JANSSENS, L., DEBECKER, S., DE JONGE, M., LAMBRET, P., NILSSON-ÖRTMAN, V., BERVOETS, L. & STOKS, R. (2013) Susceptibility to a metal under global warming is shaped by thermal adaptation along a latitudinal gradient. *Global Change Biology* **19**, 2625–2633. John Wiley & Sons, Ltd.
- DINH VAN, K., JANSSENS, L., DEBECKER, S. & STOKS, R. (2014) Temperature- and latitude-specific individual growth rates shape the vulnerability of damselfly larvae to a widespread pesticide. *Journal of*

- Applied Ecology* **51**, 919–928. Blackwell Publishing Ltd.
- DIRZO, R., YOUNG, H.S., GALETTI, M., CEBALLOS, G., ISAAC, N.J.B. & COLLEN, B. (2014) Defaunation in the Anthropocene. *Science* **345**, 401 LP – 406.
- DIXON, A.F.G. & AGARWALA, B.K. (1999) Ladybird-induced life-history changes in aphids. *Proceedings of the Royal Society B: Biological Sciences* **266**, 1549–1553. Royal Society.
- DIXON, A.F.G., HORTH, S. & KINDLMANN, P. (1993) Migration in Insects: Cost and strategies. *The Journal of Animal Ecology* **62**, 182.
- VAN DOORSLAER, W., STOKS, R., DUVIVIER, C., BEDNARSKA, A. & DE MEESTER, L. (2009a) Population dynamics determine genetic adaptation to temperature in *Daphnia*. *Evolution* **63**, 1867–1878. John Wiley & Sons, Ltd.
- VAN DOORSLAER, W., STOKS, R., SWILLEN, I., FEUCHTMAYR, H., ATKINSON, D., MOSS, B. & DE MEESTER, L. (2010) Experimental thermal microevolution in community-embedded *Daphnia* populations. *Climate Research* **43**, 81–89.
- VAN DOORSLAER, W., VANOVERBEKE, J., DUVIVIER, C., ROUSSEAU, S., JANSEN, M., JANSEN, B., FEUCHTMAYR, H., ATKINSON, D., MOSS, B., STOKS, R. & DE MEESTER, L. (2009b) Local adaptation to higher temperatures reduces immigration success of genotypes from a warmer region in the water flea *Daphnia*. *Global Change Biology* **15**, 3046–3055.
- EGGLESTON, D.B., LIPCIUS, R.N. & HINES, A.H. (1992) Density-dependent predation by blue crabs upon infaunal clam species with contrasting distribution and abundance patterns. *Marine Ecology Progress Series* **85**, 55–68. Inter-Research Science Center.
- ETTERSON, J.R. & SHAW, R.G. (2001) Constraint to adaptive evolution in response to global warming. *Science (New York, N.Y.)* **294**, 151–154. American Association for the Advancement of Science.
- FAILLACE, C.A. & MORIN, P.J. (2016) Evolution alters the consequences of invasions in experimental communities. *Nature Ecology and Evolution* **1**, 13.
- FEELEY, K.J. & REHM, E.M. (2012) Amazon's vulnerability to climate change heightened by deforestation and man-made dispersal barriers. *Global Change Biology* **18**, 3606–3614. John Wiley & Sons, Ltd.
- FRICKEL, J., SIEBER, M. & BECKS, L. (2016) Eco-evolutionary dynamics in a coevolving host-virus system. *Ecology Letters* **19**, 450–459.
- FRICKEL, J., THEODOSIOU, L. & BECKS, L. (2017) Rapid evolution of hosts begets species diversity at the cost of intraspecific diversity. *Proceedings of the National Academy of Sciences* **114**, 201701845. National Academy of Sciences.
- FRONHOFER, E.A., LEGRAND, D., ALTERMATT, F., ANSART, A., BLANCHET, S., BONTE, D., CHAINE, A., DAHIREL, M., DE

- LAENDER, F., DE RAEDT, J., DI GESU, L., JACOB, S., KALTZ, O., LAURENT, E., LITTLE, C.J., ET AL. (2018) Bottom-up and top-down control of dispersal across major organismal groups. *Nature Ecology and Evolution* **2**, 1859–1863. Nature Publishing Group.
- FUSSMANN, K.E., SCHWARZMÜLLER, F., BROSE, U., JOUSSET, A. & RALL, B.C. (2014) Ecological stability in response to warming. *Nature Climate Change* **4**, 206–210. Nature Publishing Group.
- GANDON, S. & NUISMER, S.L. (2009) Interactions between genetic drift, gene flow, and selection mosaics drive parasite local adaptation. *The American naturalist* **173**, 212–224. The University of Chicago Press .
- GARDNER, J.L., PETERS, A., KEARNEY, M.R., JOSEPH, L. & HEINSOHN, R. (2011) Declining body size: A third universal response to warming? *Trends in Ecology and Evolution* **26**, 285–291. Elsevier Current Trends.
- GEERTS, A.N., VANOVERBEKE, J., VANSCHOENWINKEL, B., VAN DOORSLAER, W., FEUCHTMAYR, H., ATKINSON, D., MOSS, B., DAVIDSON, T.A., SAYER, C.D. & DE MEESTER, L. (2015) Rapid evolution of thermal tolerance in the water flea *Daphnia*. *Nature Climate Change* **5**, 665. Nature Publishing Group.
- GILLIAM, J.F. & FRASER, D.F. (2001) Movement in corridors: enhancement by predation threat, disturbance, and habitat structure. *Ecology* **82**, 258–273. Wiley-Blackwell.
- GILMAN, S.E., URBAN, M.C., TEWKSBURY, J., GILCHRIST, G.W. & HOLT, R.D. (2010) A framework for community interactions under climate change. *Trends in Ecology and Evolution* **25**, 325–331. Elsevier Current Trends.
- GOMULKIEWICZ, R., THOMPSON, J.N., HOLT, R.D., NUISMER, S.L. & HOCHBERG, M.E. (2000) Hot spots, cold spots, and the geographic mosaic theory of coevolution. *American Naturalist* **156**, 156–174. The University of Chicago Press.
- GOVAERT, L., FRONHOFER, E.A., LION, S., EIZAGUIRRE, C., BONTE, D., EGAS, M., HENDRY, A.P., DE BRITO MARTINS, A., MELIÁN, C.J., RAEYMAEKERS, J.A.M., RATIKAINEN, I.I., SAETHER, B.E., SCHWEITZER, J.A. & MATTHEWS, B. (2019) Eco-evolutionary feedbacks—Theoretical models and perspectives. *Functional Ecology* **33**, 13–30. Blackwell Publishing Ltd.
- GRAINGER, T.N. & GILBERT, B. (2017) Multi-scale responses to warming in an experimental insect metacommunity. *Global Change Biology* **23**, 5151–5163. Blackwell Publishing Ltd.
- HAGUE, M.T.J. & ROUTMAN, E.J. (2016) Does population size affect genetic diversity? A test with sympatric lizard species. *Heredity* **116**, 92–98.
- HANSKI, I. (2012) Eco-evolutionary dynamics in a changing world. *Annals of the New York Academy of Sciences* **1249**, 1–17. John Wiley & Sons, Ltd.

- HARMON, J.P., MORAN, N.A. & IVES, A.R. (2009a) Species response to environmental change: Impacts of food web interactions and evolution. *Science (New York, N.Y.)* **323**, 1347 LP – 1350.
- HARMON, L.J., MATTHEWS, B., DES ROCHES, S., CHASE, J.M., SHURIN, J.B. & SCHLUTER, D. (2009b) Evolutionary diversification in stickleback affects ecosystem functioning. *Nature* **458**, 1167–1170. Nature Publishing Group.
- HAUZY, C., HULOT, F.D., GINS, A. & LOREAU, M. (2007) Intra- and interspecific density-dependent dispersal in an aquatic prey-predator system. *Journal of Animal Ecology* **76**, 552–558. Wiley/Blackwell (10.1111).
- HAUZY, C., TULLY, T., SPATARO, T., PAUL, G. & ARDITI, R. (2010) Spatial heterogeneity and functional response: An experiment in microcosms with varying obstacle densities. *Oecologia* **163**, 625–636. Springer-Verlag.
- HENDRY, A.P. (2019) A critique for eco-evolutionary dynamics. *Functional Ecology* **33**, 84–94. John Wiley & Sons, Ltd.
- HERRANDO-PÉREZ, S., MONASTERIO, C., BEUKEMA, W., GOMES, V., FERRI-YÁÑEZ, F., VIEITES, D.R., BUCKLEY, L.B. & ARAÚJO, M.B. (2020) Heat tolerance is more variable than cold tolerance across species of Iberian lizards after controlling for intraspecific variation. *Functional Ecology* **34**, 631–645. Blackwell Publishing Ltd.
- HIGGINS, J.K., MACLEAN, H.J., BUCKLEY, L.B. & KINGSOLVER, J.G. (2014) Geographic differences and microevolutionary changes in thermal sensitivity of butterfly larvae in response to climate. *Functional Ecology* **28**, 982–989. British Ecological Society.
- HILTUNEN, T., CAIRNS, J., FRICKEL, J., JALASVUORI, M., LAAKSO, J., KAITALA, V., KÜNZEL, S., KARAKOC, E. & BECKS, L. (2018) Dual-stressor selection alters eco-evolutionary dynamics in experimental communities. *Nature Ecology and Evolution* **2**, 1974–1981. Nature Publishing Group.
- HOFFMANN, A.A. & SGRÓ, C.M. (2011) Climate change and evolutionary adaptation. *Nature* **470**, 479–485.
- HOSSIE, T.J. & MURRAY, D.L. (2010) You can't run but you can hide: refuge use in frog tadpoles elicits density-dependent predation by dragonfly larvae. *Oecologia* **163**, 395–404.
- ILES, A.C. (2014) Toward predicting community-level effects of climate: Relative temperature scaling of metabolic and ingestion rates. *Ecology* **95**, 2657–2668. Wiley-Blackwell.
- JACOB, S., LEGRAND, D., CHAINE, A.S., BONTE, D., SHTICKZELLE, N., HUET, M. & CLOBERT, J. (2017) Gene flow favours local adaptation under habitat choice in ciliate microcosms. *Nature Ecology and Evolution* **1**, 1407–1409. Nature Publishing Group.
- JANSSENS, L., VERBERK, W. & STOKS, R. (2018) A widespread morphological antipredator mechanism

- reduces the sensitivity to pesticides and increases the susceptibility to warming. *Science of The Total Environment* **626**, 1230–1235.
- JOHANSSON, M.P., ERMOLD, F., KRISTJÁNSSON, B.K. & LAURILA, A. (2016a) Divergence of gastropod life history in contrasting thermal environments in a geothermal lake. *Journal of Evolutionary Biology* **29**, 2043–2053. Blackwell Publishing Ltd.
- JOHANSSON, M.P. & LAURILA, A. (2017) Maximum thermal tolerance trades off with chronic tolerance of high temperature in contrasting thermal populations of *Radix balthica*. *Ecology and Evolution* **7**, 3149–3156. John Wiley and Sons Ltd.
- JOHANSSON, M.P., QUINTELA, M. & LAURILA, A. (2016b) Genetic divergence and isolation by thermal environment in geothermal populations of an aquatic invertebrate. *Journal of Evolutionary Biology* **29**, 1701–1712. John Wiley & Sons, Ltd.
- JOUBERT, D. & BIJLSMA, R. (2010) Interplay between habitat fragmentation and climate change: Inbreeding affects the response to thermal stress in *Drosophila melanogaster*. *Climate Research* **43**, 57–70.
- KAITALA, V., HILTUNEN, T., BECKS, L. & SCHEUERL, T. (2020) Co-evolution as an important component explaining microbial predator-prey interaction. *Journal of Theoretical Biology* **486**. Academic Press.
- KENKEL, C.D. & MATZ, M. V. (2017) Gene expression plasticity as a mechanism of coral adaptation to a variable environment. *Nature Ecology & Evolution* **1**, 0014. Nature Publishing Group.
- KINGSOLVER, J.G. & BUCKLEY, L.B. (2015) Climate variability slows evolutionary responses of *Colias* butterflies to recent climate change. *Proceedings of the Royal Society B: Biological Sciences* **282**, 1–8. Royal Society of London.
- KINNISON, M.T. & HAIRSTON, N.G. (2007) Eco-evolutionary conservation biology: contemporary evolution and the dynamics of persistence. *Functional Ecology* **21**, 444–454.
- KINNISON, M.T., HAIRSTON, N.G. & HENDRY, A.P. (2015) Cryptic eco-evolutionary dynamics. *Annals of the New York Academy of Sciences* **1360**, 120–144.
- KRATINA, P., GREIG, H.S., THOMPSON, P.L., CARVALHO-PEREIRA, T.S.A. & SHURIN, J.B. (2012) Warming modifies trophic cascades and eutrophication in experimental freshwater communities. *Ecology* **93**, 1421–1430. Wiley-Blackwell.
- LANG, B., RALL, B.C. & BROSE, U. (2012) Warming effects on consumption and intraspecific interference competition depend on predator metabolism. *Journal of Animal Ecology* **81**, 516–523. Wiley/Blackwell (10.1111).
- LATIMER, C.E., COOPER, S.J., KARASOV, W.H. & ZUCKERBERG, B. (2018) Does habitat fragmentation promote climate-resilient phenotypes? *Oikos* **127**, 1069–1080. John Wiley & Sons, Ltd.

- LAURENT, E., SHTICKZELLE, N. & JACOB, S. (2020) Fragmentation mediates thermal habitat choice in ciliate microcosms. *Proceedings of the Royal Society B: Biological Sciences* **287**, 20192818. Royal Society Publishing.
- LEGRAND, D., COTE, J., FRONHOFER, E.A., HOLT, R.D., RONCE, O., SHTICKZELLE, N., TRAVIS, J.M.J. & CLOBERT, J. (2017) Eco-evolutionary dynamics in fragmented landscapes. *Ecography* **40**, 9–25. Wiley/Blackwell (10.1111).
- LI, A., LI, L., WANG, W., SONG, K. & ZHANG, G. (2018a) Transcriptomics and Fitness Data Reveal Adaptive Plasticity of Thermal Tolerance in Oysters Inhabiting Different Tidal Zones. *Frontiers in Physiology* **9**, 825. Frontiers.
- LI, L., LI, A., SONG, K., MENG, J., GUO, X., LI, S., LI, C., DE WIT, P., QUE, H., WU, F., WANG, W., QI, H., XU, F., CONG, R., HUANG, B., ET AL. (2018b) Divergence and plasticity shape adaptive potential of the Pacific oyster. *Nature Ecology & Evolution* **2**, 1751–1760.
- LIND, E.M., BORER, E., SEABLOOM, E., ADLER, P., BAKKER, J.D., BLUMENTHAL, D.M., CRAWLEY, M., DAVIES, K., FIRN, J., GRUNER, D.S., STANLEY HARPOLE, W., HAUTIER, Y., HILLEBRAND, H., KNOPS, J., MELBOURNE, B., ET AL. (2013) Life-history constraints in grassland plant species: a growth-defence trade-off is the norm. *Ecology Letters* **16**, 513–521. John Wiley & Sons, Ltd.
- LINDSEY, H.A., GALLIE, J., TAYLOR, S. & KERR, B. (2013) Evolutionary rescue from extinction is contingent on a lower rate of environmental change. *Nature* **494**, 463–467. Nature Publishing Group.
- LOEUILLE, N. & LEIBOLD, M.A. (2008) Evolution in Metacommunities: On the Relative Importance of Species Sorting and Monopolization in Structuring Communities. *The American Naturalist* **171**, 788–799. The University of Chicago Press.
- LOGAN, M.L., COX, R.M. & CALSBEEK, R. (2014) Natural selection on thermal performance in a novel thermal environment. *Proceedings of the National Academy of Sciences of the United States of America* **111**, 14165–14169. National Academy of Sciences.
- MARTIN, G.S., DYCK, G.-H. VAN, SAN MARTIN, G. & VAN DYCK, G.-H. (2012) Ecotypic differentiation between urban and rural populations of the grasshopper *Chorthippus brunneus* relative to climate and habitat fragmentation. *Oecologia* **169**, 125–133. [Springer, International Association for Ecology].
- DE MAZANCOURT, C., JOHNSON, E. & BARRACLOUGH, T.G. (2008) Biodiversity inhibits species' evolutionary responses to changing environments. *Ecology Letters* **11**, 380–388.
- MCCAULEY, S.J., BRODIN, T. & HAMMOND, J. (2010) Foraging rates of larval dragonfly colonists are positively related to habitat isolation: Results from a landscape-level experiment. *American Naturalist* **175**. The University of Chicago Press .

- MCWILLIAMS, C., LURGI, M., MONTOYA, J.M., SAUVE, A. & MONTOYA, D. (2019) The stability of multitrophic communities under habitat loss. *Nature Communications* **10**, 2322.
- DE MEESTER, L., BRANS, K.I., GOVAERT, L., SOUFFREAU, C., MUKHERJEE, S., VANVELK, H., KORZENIOWSKI, K., KILSDONK, L., DECAESTECKER, E., STOKS, R. & URBAN, M.C. (2019) Analysing eco-evolutionary dynamics—The challenging complexity of the real world. *Functional Ecology* **33**, 43–59. John Wiley & Sons, Ltd (10.1111).
- DE MEESTER, L., VAN DOORSLAER, W., GEERTS, A., ORSINI, L. & STOKS, R. (2011) Thermal genetic adaptation in the water flea *Daphnia* and its impact: An evolving metacommunity approach. *Integrative and Comparative Biology* **51**, 703–718. Oxford University Press.
- MERILÄ, J. & HENDRY, A.P. (2014) Climate change, adaptation, and phenotypic plasticity: The problem and the evidence. *Evolutionary Applications* **7**, 1–14.
- MONTOYA, J.M., WOODWARD, G., EMMERSON, M.C. & SOLÉ, R. V. (2009) Press perturbations and indirect effects in real food webs. *Ecology* **90**, 2426–2433. John Wiley & Sons, Ltd.
- OHLBERGER, J. (2013) Climate warming and ectotherm body size - from individual physiology to community ecology. *Functional Ecology* **27**, 991–1001.
- OLIVER, T.H., MARSHALL, H.H., MORECROFT, M.D., BRERETON, T., PRUDHOMME, C. & HUNTINGFORD, C. (2015) Interacting effects of climate change and habitat fragmentation on drought-sensitive butterflies. *Nature Climate Change* **5**, 941–945.
- OPDAM, P. & WASCHER, D. (2004) Climate change meets habitat fragmentation: Linking landscape and biogeographical scale levels in research and conservation. *Biological Conservation* **117**, 285–297. Elsevier.
- ORIZAOLA, G. & LAURILA, A. (2008) Microgeographic variation in temperature-induced plasticity in an isolated amphibian metapopulation. *Evolutionary Ecology* **23**, 979.
- OSMOND, M.M. & DE MAZANCOURT, C. (2013) How competition affects evolutionary rescue. *Philosophical Transactions of the Royal Society B: Biological Sciences* **368**, 20120085. Royal Society.
- OSMOND, M.M., OTTO, S.P. & KLAUSMEIER, C.A. (2017) When predators help prey adapt and persist in a changing environment. *The American Naturalist* **190**, 83–98. University of Chicago Press Chicago, IL.
- PADFIELD, D., YVON-DUROCHER, G., BUCKLING, A., JENNINGS, S. & YVON-DUROCHER, G. (2016) Rapid evolution of metabolic traits explains thermal adaptation in phytoplankton. *Ecology Letters* **19**, 133–142.
- PALKOVACS, E.P., MARSHALL, M.C., LAMPHERE, B.A., LYNCH, B.R., WEESE, D.J., FRASER, D.F., REZNICK, D.N., PRINGLE, C.M. & KINNISON, M.T. (2009) Experimental evaluation of evolution and coevolution as agents of ecosystem change in Trinidadian streams. *Philosophical Transactions of the Royal Society*

- of *London B: Biological Sciences* **364**, 1617–1628.
- PALKOVACS, E.P., WASSERMAN, B.A. & KINNISON, M.T. (2011) Eco-evolutionary trophic dynamics: loss of top predators drives trophic evolution and ecology of prey. *PLoS One* **6**, e18879.
- PANTEL, J.H., DUVIVIER, C. & MEESTER, L. DE (2015) Rapid local adaptation mediates zooplankton community assembly in experimental mesocosms. *Ecology Letters* **18**, 992–1000. John Wiley & Sons, Ltd (10.1111).
- PARMESAN, C. (2006) Ecological and Evolutionary Responses to Recent Climate Change. *Annual Review of Ecology, Evolution, and Systematics* **37**, 637–669.
- PARMESAN, C. & YOHE, G. (2003) A globally coherent fingerprint of climate change impacts across natural systems. *Nature* **421**, 37–42.
- PERDOMO, G., SUNNUCKS, P. & THOMPSON, R.M. (2012) The role of temperature and dispersal in moss-microarthropod community assembly after a catastrophic event. *Philosophical Transactions of the Royal Society B: Biological Sciences* **367**, 3042–3049. Royal Society.
- PERSSON, L., ANDERSSON, J., WAHLSTRÖM, E. & EKLÖV, P. (1996) Size-specific interactions in lake systems: Predator gape limitation and prey growth rate and mortality. *Ecology* **77**, 900–911.
- PESPENI, M.H., GARFIELD, D.A., MANIER, M.K. & PALUMBI, S.R. (2012) Genome-wide polymorphisms show unexpected targets of natural selection. *Proceedings of the Royal Society B: Biological Sciences* **279**, 1412 LP – 1420.
- PESPENI, M.H., SANFORD, E., GAYLORD, B., HILL, T.M., HOSFELT, J.D., JARIS, H.K., LAVIGNE, M., LENZ, E.A., RUSSELL, A.D., YOUNG, M.K. & PALUMBI, S.R. (2013) Evolutionary change during experimental ocean acidification. *Proceedings of the National Academy of Sciences* **110**, 6937 LP – 6942.
- PETCHEY, O.L., MCPHEARSON, P.T., CASEY, T.M. & MORIN, P.J. (1999) Environmental warming alters food-web structure and ecosystem function. *Nature* **402**, 69–72. Nature Publishing Group.
- QUINTERO, I. & WIENS, J.J. (2013) Rates of projected climate change dramatically exceed past rates of climatic niche evolution among vertebrate species. *Ecology Letters* **16**, 1095–1103. Wiley/Blackwell (10.1111).
- RAFFARD, A., SANTOUL, F., CUCHEROUSSET, J. & BLANCHET, S. (2018) The community and ecosystem consequences of intraspecific diversity: a meta-analysis. *Biological Reviews* **94**, 648–661.
- RALL, B.C., VUCIC-PESTIC, O., EHNES, R.B., EMMERSON, M. & BROSE, U. (2010) Temperature, predator-prey interaction strength and population stability. *Global Change Biology* **16**, 2145–2157. Wiley/Blackwell (10.1111).
- RICHARDSON, J.L., URBAN, M.C., BOLNICK, D.I. & SKELLY, D.K. (2014) Microgeographic adaptation and the

- spatial scale of evolution. *Trends in Ecology and Evolution* **29**, 165–176. Elsevier Current Trends.
- RYALL, K.L. & FAHRIG, L. (2006) Response of predators to loss and fragmentation of prey habitat: a review of theory. *Ecology* **87**, 1086–1093. John Wiley & Sons, Ltd.
- SANFORD, E., ROTH, M.S., JOHNS, G.C., WARES, J.P. & SOMERO, G.N. (2003) Local selection and latitudinal variation in a marine predator- prey interaction. *Science (New York, N.Y.)* **300**, 1135–1137.
- SCHAUM, C.-E., BARTON, S., BESTION, E., BUCKLING, A., GARCIA-CARRERAS, B., LOPEZ, P., LOWE, C., PAWAR, S., SMIRNOFF, N., TRIMMER, M. & YVON-DUROCHER, G. (2017) Adaptation of phytoplankton to a decade of experimental warming linked to increased photosynthesis. *Nature Ecology and Evolution* **1**, 94.
- SCHAUM, C.-E., FFRENCH-CONSTANT, R., LOWE, C., ÓLAFSSON, J.S., PADFIELD, D. & YVON-DUROCHER, G. (2018) Temperature-driven selection on metabolic traits increases the strength of an algal-grazer interaction in naturally warmed streams. *Global Change Biology* **24**, 1793–1803. Wiley/Blackwell (10.1111).
- SCH EININ, M., RIEBESELL, U., RYNEARSON, T.A., LOHBECK, K.T. & COLLINS, S. (2015) Experimental evolution gone wild. *Journal of The Royal Society Interface* **12**, 20150056. The Royal Society.
- SCHUEERL, T., HOPKINS, M., NOWELL, R.W., RIVETT, D.W., BARRACLOUGH, T.G. & BELL, T. (2020) Bacterial adaptation is constrained in complex communities. *Nature Communications* **11**, 1–8. Nature Research.
- SCHULTE, P.M., HEALY, T.M. & FANGUE, N.A. (2011) Thermal performance curves, phenotypic plasticity, and the time scales of temperature exposure. *Integrative and Comparative Biology* **51**, 691–702. Oxford University Press.
- SENTIS, A., BERTRAM, R., DARDENNE, N., RAMON-PORTUGAL, F., ESPINASSE, G., LOUIT, I., NEGRI, L., HAELER, E., ASHKAR, T., PANNETIER, T., CUNNINGHAM, J.L., GRUNAU, C., LE TRIONNAIRE, G., SIMON, J.C., MAGRO, A., ET AL. (2018) Evolution without standing genetic variation: change in transgenerational plastic response under persistent predation pressure. *Heredity* **121**, 266–281. Nature Publishing Group.
- SENTIS, A., BINZER, A. & BOUKAL, D.S. (2017) Temperature-size responses alter food chain persistence across environmental gradients. *Ecology Letters* **20**, 852–862. Wiley/Blackwell (10.1111).
- SENTIS, A., HEMPTINNE, J.-L. & BRODEUR, J. (2012) Using functional response modeling to investigate the effect of temperature on predator feeding rate and energetic efficiency. *Oecologia* **169**, 1117–1125.
- SHERIDAN, J.A. & BICKFORD, D. (2011) Shrinking body size as an ecological response to climate change. *Nature Climate Change* **1**, 401–406.
- SIMON, M.N., MACHADO, F.A. & MARROIG, G. (2016) High evolutionary constraints limited adaptive

- responses to past climate changes in toad skulls. *Proceedings of the Royal Society B: Biological Sciences* **283**, 20161783. Royal Society of London.
- SIMONIS, J.L. (2013) Prey (*Moina macrocopa*) population density drives emigration rate of its predator (*Trichocorixa verticalis*) in a rock-pool metacommunity. *Hydrobiologia* **715**, 19–27. Springer International Publishing.
- SKELLY, D.K. & FREIDENBURG, L.K. (2000) Effects of beaver on the thermal biology of an amphibian. *Ecology Letters* **3**, 483–486. Wiley.
- SRINIVASAN, D.G. & BRISSON, J.A. (2012) Aphids: A Model for Polyphenism and Epigenetics. *Genetics Research International* **2012**, 1–12. Hindawi Limited.
- STOKS, R., GEERTS, A.N. & DE MEESTER, L. (2014) Evolutionary and plastic responses of freshwater invertebrates to climate change: Realized patterns and future potential. *Evolutionary Applications* **7**, 42–55.
- STUART, Y.E., CAMPBELL, T.S., HOHENLOHE, P.A., REYNOLDS, R.G., REVELL, L.J. & LOSOS, J.B. (2014) Rapid evolution of a native species following invasion by a congener. *Science (New York, N.Y.)* **346**, 463–466.
- TABI, A., PENNEKAMP, F., ALTERMATT, F., ALTHER, R., FRONHOFER, E.A., HORGAN, K., MÄCHLER, E., PONTARP, M., PETCHEY, O.L. & SAAVEDRA, S. (2020) Species multidimensional effects explain idiosyncratic responses of communities to environmental change. *Nature Ecology and Evolution*, 1–8. Nature Research.
- TEPLITSKY, C. & MILLIEN, V. (2014) Climate warming and Bergmann's rule through time: is there any evidence? *Evolutionary Applications* **7**, 156–168. John Wiley & Sons, Ltd.
- TERHORST, C.P., MILLER, T.E. & LEVITAN, D.R. (2010) Evolution of prey in ecological time reduces the effect size of predators in experimental microcosms. *Ecology* **91**, 629–636.
- TERHORST, C.P., ZEE, P.C., HEATH, K.D., MILLER, T.E., PASTORE, A.I., PATEL, S., SCHREIBER, S.J., WADE, M.J. & WALSH, M.R. (2018) Evolution in a community context: Trait responses to multiple species interactions. *The American Naturalist* **191**, 368–380. University of Chicago Press Chicago, IL.
- THEODOSIOU, L., HILTUNEN, T. & BECKS, L. (2019) The role of stressors in altering eco-evolutionary dynamics. *Functional Ecology* **33**, 73–83. Blackwell Publishing Ltd.
- TERRY, L., COTE, J., CUCHEROUSSET, J., FINN, F., BUORO, Y. & BLANCHET, S. (2018) Genetic, plastic and environmental contributions to the impact of a range-expanding predator on aquatic ecosystems. *Journal of Animal Ecology* **88**, 35–46. John Wiley & Sons, Ltd (10.1111).
- THOMPSON, J.N. (2005) *The Geographic Mosaic of Coevolution*. In *The Geographic Mosaic of Coevolution* p. The University of Chicago Press.

- THOMPSON, J.N. & CUNNINGHAM, B.M. (2002) Geographic structure and dynamics of coevolutionary selection. *Nature* **417**, 735–738. Nature Publishing Group.
- THOMPSON, P.L. & GONZALEZ, A. (2017) Dispersal governs the reorganization of ecological networks under environmental change. *Nature Ecology and Evolution* **1**, 0162.
- TILMAN, D., CLARK, M., WILLIAMS, D.R., KIMMEL, K., POLASKY, S. & PACKER, C. (2017) Future threats to biodiversity and pathways to their prevention. Nature Publishing Group. *Nature*.
<https://www.nature.com/articles/nature22900> [accessed 25 June 2020].
- TRAN, T.T., JANSSENS, L., DINH, K. V., OP DE BEECK, L. & STOKS, R. (2016) Evolution determines how global warming and pesticide exposure will shape predator–prey interactions with vector mosquitoes. *Evolutionary Applications* **9**, 818–830. Wiley/Blackwell (10.1111).
- TRAN, T.T., JANSSENS, L., DINH, K. V & STOKS, R. (2019) An adaptive transgenerational effect of warming but not of pesticide exposure determines how a pesticide and warming interact for antipredator behaviour. *Environmental Pollution* **245**, 307–315.
- TRAVIS, J.M.J. (2003) Climate change and habitat destruction: a deadly anthropogenic cocktail. *Proceedings of the Royal Society of London. Series B: Biological Sciences* **270**, 467–473. Royal Society.
- TRUEMPER, H.A. & LAUER, T.E. (2005) Gape limitation and piscine prey size-selection by yellow perch in the extreme southern area of Lake Michigan, with emphasis on two exotic prey items. *Journal of Fish Biology* **66**, 135–149. Wiley/Blackwell (10.1111).
- TSENG, M. & O’CONNOR, M.I. (2015) Predators modify the evolutionary response of prey to temperature change. *Biology Letters* **11**, 20150798. The Royal Society.
- TUFF, K.T., TUFF, T. & DAVIES, K.F. (2016) A framework for integrating thermal biology into fragmentation research. *Ecology Letters* **19**, 361–374. John Wiley & Sons, Ltd (10.1111).
- UITERWAAL, S.F. & DELONG, J.P. (2020) Functional responses are maximized at intermediate temperatures. *Ecology*. Ecological Society of America.
- URBAN, M.C. (2008) Salamander evolution across a latitudinal cline in gape-limited predation risk. *Oikos* **117**, 1037–1049. John Wiley & Sons, Ltd.
- URBAN, M.C., LEIBOLD, M.A., AMARASEKARE, P., DE MEESTER, L., GOMULKIEWICZ, R., HOCHBERG, M.E., KLAUSMEIER, C.A., LOEUILLE, N., DE MAZANCOURT, C., NORBERG, J., PANTEL, J.H., STRAUSS, S.Y., VELLEND, M. & WADE, M.J. (2008) The evolutionary ecology of metacommunities. *Trends in Ecology and Evolution* **23**, 311–317. Elsevier Current Trends.
- URBAN, M.C., RICHARDSON, J.L., FREIDENFELDS, N.A., DRAKE, D.L., FISCHER, J.F. & SAUNDERS, P.P. (2017)

- Microgeographic Adaptation of Wood Frog Tadpoles to an Apex Predator. *Copeia* **105**, 451–461. American Society of Ichthyologists and Herpetologists (ASIH).
- URBAN, M.C. & SKELLY, D.K. (2006) Evolving metacommunities: Toward an evolutionary perspective on metacommunities. *Ecology* **87**, 1616–1626. Wiley-Blackwell.
- URBAN, M.C., STRAUSS, S.Y., PELLETIER, F., PALKOVACS, E.P., LEIBOLD, M.A., HENDRY, A.P., DE MEESTER, L., CARLSON, S.M., ANGERT, A.L. & GIERY, S.T. (2020) Evolutionary origins for ecological patterns in space. *Proceedings of the National Academy of Sciences* **117**, 17482 LP – 17490.
- USZKO, W., DIEHL, S., ENGLUND, G. & AMARASEKARE, P. (2017) Effects of warming on predator–prey interactions – a resource-based approach and a theoretical synthesis. Blackwell Publishing Ltd. *Ecology Letters*. .
- VUCIC-PESTIC, O., EHNES, R.B., RALL, B.C. & BROSE, U. (2011) Warming up the system: higher predator feeding rates but lower energetic efficiencies. *Global Change Biology* **17**, 1301–1310. Wiley/Blackwell (10.1111).
- VUCIC-PESTIC, O., RALL, B.C., KALINKAT, G. & BROSE, U. (2010) Allometric functional response model: Body masses constrain interaction strengths. *Journal of Animal Ecology* **79**, 249–256. John Wiley & Sons, Ltd (10.1111).
- WALSH, M.R., DELONG, J.P., HANLEY, T.C., POST, D.M. & JOHN, P. (2012) A cascade of evolutionary change alters consumer-resource dynamics and ecosystem function. *Proceedings of the Royal Society of London B: Biological Sciences* **279**, 3184–3192.
- WALSH, M.R. & POST, D.M. (2011) Interpopulation variation in a fish predator drives evolutionary divergence in prey in lakes. *Proceedings of the Royal Society B: Biological Sciences* **278**, 2628–2637.
- WALTHER, G.R., ROQUES, A., HULME, P.E., SYKES, M.T., PYŠEK, P., KÜHN, I., ZOBEL, M., BACHER, S., BOTTA-DUKÁT, Z., BUGMANN, H., CZÚCZ, B., DAUBER, J., HICKLER, T., JAROŠÍK, V., KENIS, M., ET AL. (2009) Alien species in a warmer world: risks and opportunities. *Trends in Ecology and Evolution*. .
- WARREN, M.S., HILL, J.K., THOMAS, J.A., ASHER, J., FOX, R., HUNTLEY, B., ROY, D.B., TELFER, M.G., JEFFCOATE, S., HARDING, P., JEFFCOATE, G., WILLIS, S.G., GREATOREX-DAVIES, J.N., MOSS, D. & THOMAS, C.D. (2001) Rapid responses of British butterflies to opposing forces of climate and habitat change. *Nature* **414**, 65–69.
- WILLETT, C.S. (2010) Potential fitness trade-offs for thermal tolerance in the intertidal copepod *Tigriopus californicus*. *Evolution* **64**, 2521–2534. Wiley/Blackwell (10.1111).
- WILLIAMS, J.L., KENDALL, B.E. & LEVINE, J.M. (2016) Rapid evolution accelerates plant population spread in fragmented experimental landscapes. *Science (New York, N.Y.)* **353**, 482–485.

- WILLIAMS, J.W. & JACKSON, S.T. (2007) Novel climates, no-analog communities, and ecological surprises. *Frontiers in Ecology and the Environment* **5**, 475–482. John Wiley & Sons, Ltd.
- YODER, J.M., MARSCHALL, E.A. & SWANSON, D.A. (2004) The cost of dispersal: predation as a function of movement and site familiarity in ruffed grouse. *Behavioral Ecology* **15**, 469–476.
- YOSHIDA, T., ELLNER, S.P., JONES, L.E., BOHANNAN, B.J.M., LENSKI, R.E. & HAIRSTON JR, N.G. (2007) Cryptic population dynamics: rapid evolution masks trophic interactions. *PLoS Biol* **5**, e235.
- YOSHIDA, T., JONES, L.E., ELLNER, S.P., FUSSMANN, G.F. & HAIRSTON, N.G. (2003) Rapid evolution drives ecological dynamics in a predator – prey system. *Nature* **424**, 303–306.
- YVON-DUROCHER, G., ALLEN, A.P., CELLAMARE, M., DOSSENA, M., GASTON, K.J., LEITAO, M., MONTOYA, J.M., REUMAN, D.C., WOODWARD, G. & TRIMMER, M. (2015) Five years of experimental warming increases the biodiversity and productivity of phytoplankton. *PLoS Biology* **13**, e1002324. Public Library of Science.
- YVON-DUROCHER, G., MONTOYA, J.M., TRIMMER, M. & WOODWARD, G. (2011) Warming alters the size spectrum and shifts the distribution of biomass in freshwater ecosystems. *Global Change Biology* **17**, 1681–1694. John Wiley & Sons, Ltd (10.1111).
- ZHANG, L., TAKAHASHI, D., HARTVIG, M. & ANDERSEN, K.H. (2017) Food-web dynamics under climate change. *Proceedings of the Royal Society B: Biological Sciences* **284**, 20171772. Royal Society Publishing.
- ZHAO, Q., LIU, S. & NIU, X. (2020) Effect of water temperature on the dynamic behavior of phytoplankton–zooplankton model. *Applied Mathematics and Computation* **378**, 125211. Elsevier Inc.

11. SUPPORTING INFORMATION

Index of supplemental figures.

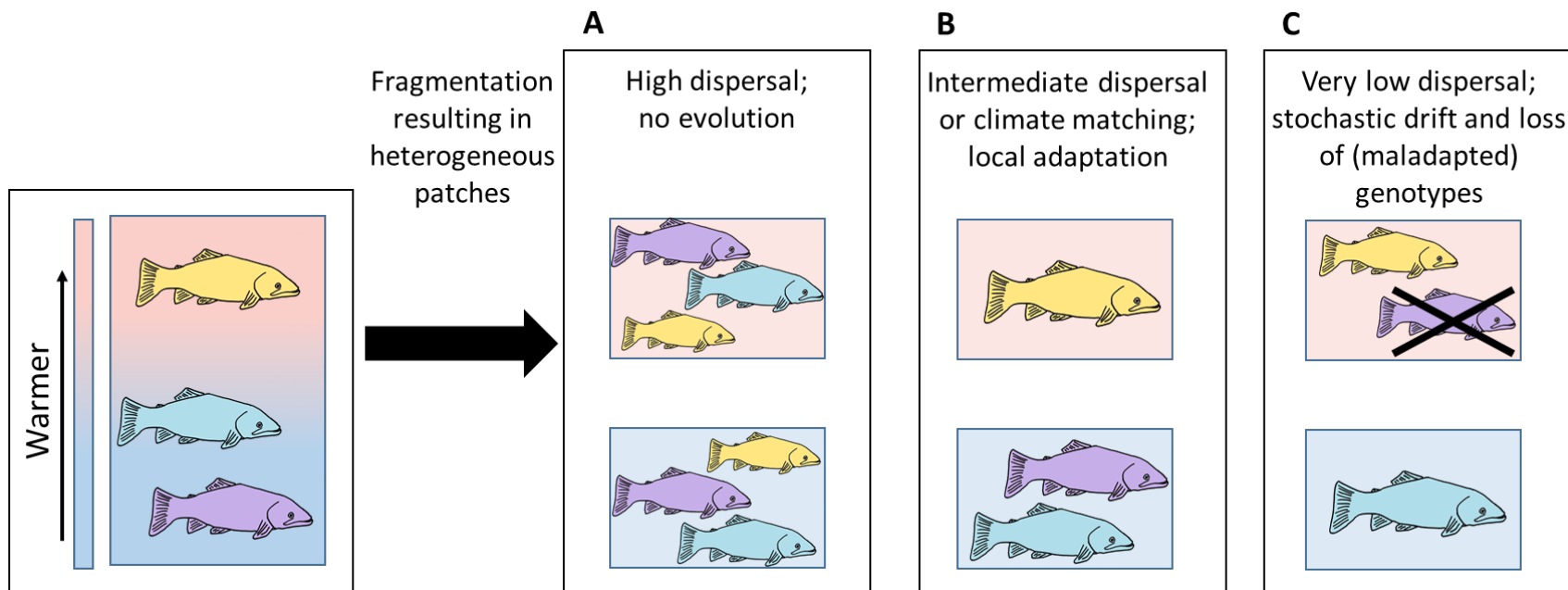
Supplemental Figure 1. Conceptual diagram illustrating how local adaptation to heterogeneous conditions among habitat patches after fragmentation depends on the degree and type of dispersal among habitat patches.

Supplemental Figure 2. Conceptual diagram illustrating a hypothetical scenario for an eco-evolutionary feedback (eco→evo→eco) between a consumer species and its resource initiated by a plastic reduction in attack rate by the consumer, with evolutionary trade-offs visualized below each conceptual panel.

Supplemental Figure 3. Conceptual diagram illustrating a hypothetical scenario for an eco-evolutionary feedback (evo→eco→evo) between a consumer species and its resource initiated by evolution of increased attack rate by the consumer, with evolutionary trade-offs visualized below each conceptual panel.

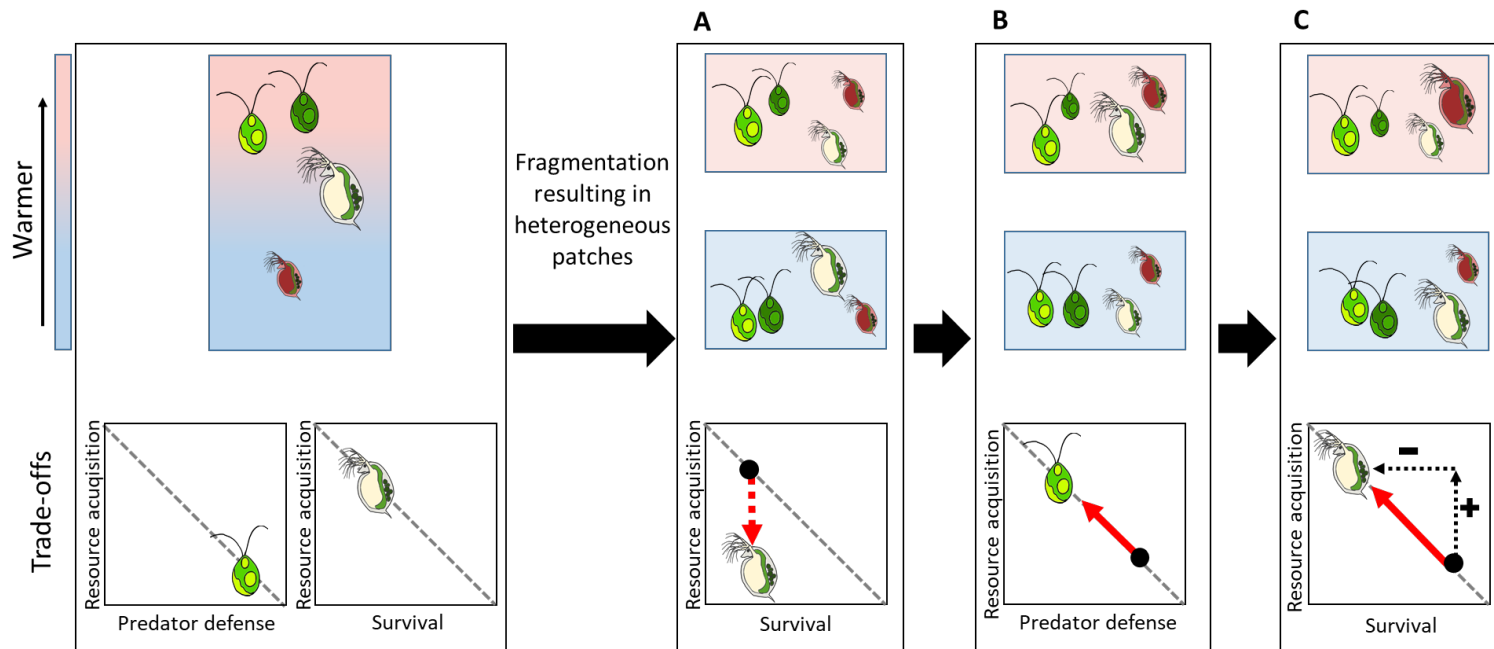
Supplemental Figure 4. Conceptual diagram illustrating a hypothetical scenario for an eco-evolutionary feedback (evo→eco→evo) in tri-trophic food chain initiated by evolution of increased thermal performance in the resource, with evolutionary trade-offs visualized below each conceptual panel.

Supplemental Figure 1A-C. Conceptual diagram illustrating how local adaptation to heterogeneous conditions among habitat patches after fragmentation depends on the degree and type of dispersal among habitat patches. Fragmentation in a habitat experiencing a thermal gradient results in patches that different in thermal environment (colour of background, with blue as cold, pink as warm). The colour of the illustration represents different genotypes (or phenotypes) within each population, while the size of the illustration represents the relative contribution of each phenotype to the population make-up. **A**, With high random dispersal, populations are not expected to exhibit adaptation to local conditions within patches. **B**, With intermediate random dispersal or with habitat matching, populations are expected to evolve to increase adaptation to the local environmental conditions within patches. **C**, With very low dispersal, populations are expected to exhibit loss of genetic diversity as a result of stochastic drift and the loss of maladapted genotypes.

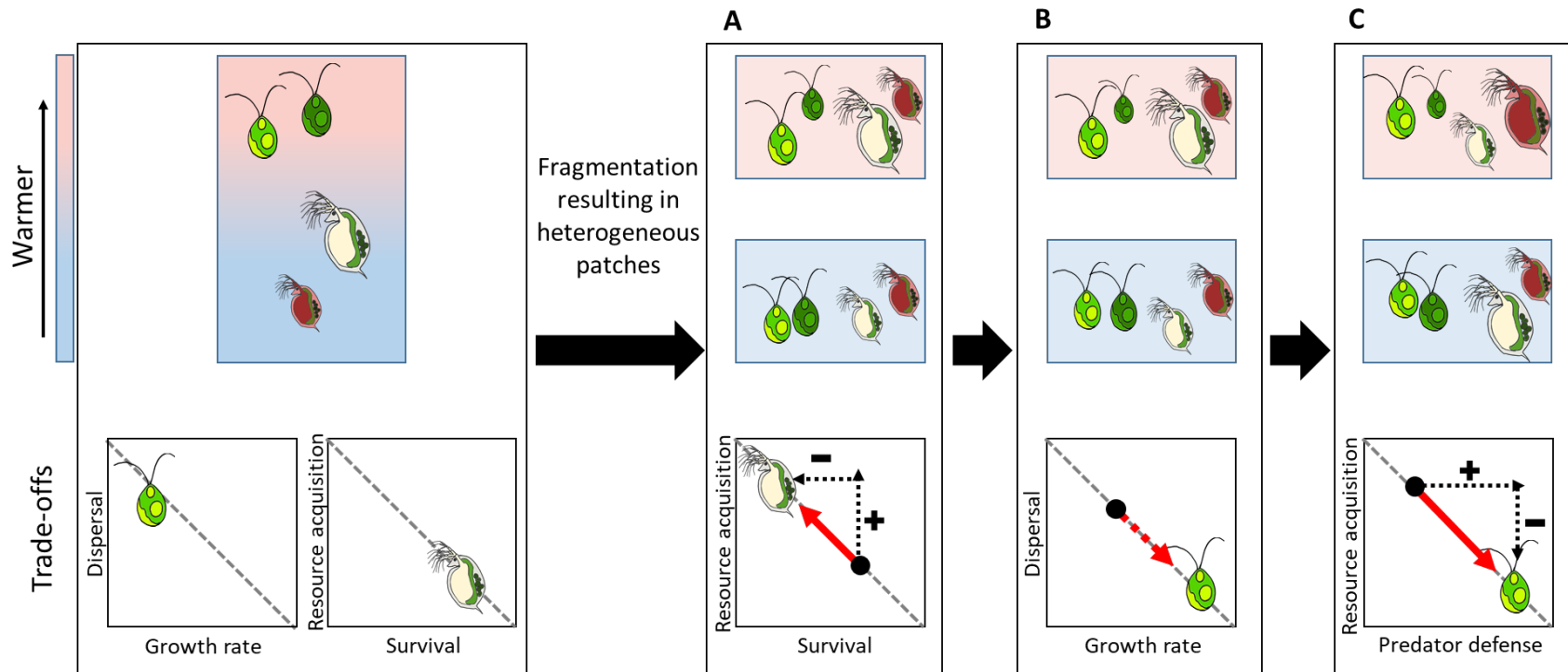


Supplemental Figure 2A-C. Conceptual diagram (top panels) illustrating a hypothetical scenario for an eco-evolutionary feedback (eco→evo→eco) between a consumer species and its resource with evolutionary trade-offs visualized below each conceptual panel.

Fragmentation in a habitat experiencing a thermal gradient results in patches that differ in thermal environment (colour of background, with blue as cold, pink as warm). The colour of the illustration represents different genotypes (or phenotypes) within each population, while its size represents its relative contribution to the population make-up. In the trade-off diagrams, the curve for the trade-off relationship is indicated with a grey dashed line, while evolutionary movement along the curve is indicated with a solid red arrow. Dashed black arrows show the direction of the movement for each fitness attribute. **A**, In warm patches the consumer (daphnid) experiences a plastic reduction in attack rate (dashed line off of the trade-off curve) such that warm patches become partial refugia of reduced predation pressure for the prey (alga). **B**, Reduced predation pressure enables prey in warm patches to increase local adaptation (increased resource acquisition) and achieve higher abundance. **C**, The predator eventually evolves increased attack rates in warm patches.



Supplemental Figure 3A-C. Conceptual diagram (top panels) illustrating a hypothetical scenario for an eco-evolutionary feedback (evo→eco→evo) between a consumer species and its resource with evolutionary trade-offs visualized below each conceptual panel. See the caption for Supplemental Fig. 2 for a description of the figure legend. **A**, The presence of habitat patches differing in their thermal environment results in evolution of the consumer (daphnid) for increased attack rate, and an increase in its abundance in warm patches. **B**, Increased predation pressure results in decreased dispersal and/or increased population growth rate of the resource (alga) as an ecological response (dashed red line on the trade-off curve). **C**, Decreased dispersal then increases the opportunity for local adaptation of the resource to increase defence against the predator.



Supplemental Figure 4A-D. Conceptual diagram (top panels) illustrating a hypothetical scenario for an eco-evolutionary feedback (evo→eco→evo) in tri-trophic food chain with evolutionary trade-offs visualized below each conceptual panel. See the caption for Supplemental Fig. 2 for a description of the figure legend. **A,** In warm patches the prey (alga) evolves increased thermal performance resulting in an increase in its abundance. **B,** The intermediate consumer (daphnid) evolves decreased investment in resource acquisition and increased investment in predator defence. **C,** The abundance of the top consumer (fish) declines in warm patches and it might even be driven to extinction in warm patches. **D,** Once released from predation pressure, the intermediate consumer evolves increased investment in resource reacquisition.

