



HAL
open science

Bias-dependence of surface charge at low temperature in GaN self-switching diodes

E. Perez-Martin, I. Iniguez-De-La-Torre, T. Gonzalez, Christophe Gaquière, J. Mateos

► **To cite this version:**

E. Perez-Martin, I. Iniguez-De-La-Torre, T. Gonzalez, Christophe Gaquière, J. Mateos. Bias-dependence of surface charge at low temperature in GaN self-switching diodes. 13th Spanish Conference on Electron Devices, CDE 2021, Jun 2021, Sevilla, Spain. pp.90-93, 10.1109/CDE52135.2021.9455737. hal-03362256

HAL Id: hal-03362256

<https://hal.science/hal-03362256v1>

Submitted on 4 Oct 2021

HAL is a multi-disciplinary open access archive for the deposit and dissemination of scientific research documents, whether they are published or not. The documents may come from teaching and research institutions in France or abroad, or from public or private research centers.

L'archive ouverte pluridisciplinaire **HAL**, est destinée au dépôt et à la diffusion de documents scientifiques de niveau recherche, publiés ou non, émanant des établissements d'enseignement et de recherche français ou étrangers, des laboratoires publics ou privés.

Bias-dependence of surface charge at low temperature in GaN Self-Switching Diodes

E. Pérez-Martín
Applied physics Department
University of Salamanca
Plaza de la Merced s/n
37008 Salamanca, Spain
elsapm@usal.es

I. Íñiguez-de-la-Torre
Applied physics Department
University of Salamanca
Plaza de la Merced s/n
37008 Salamanca, Spain
indy@usal.es

T. González
Applied physics Department
University of Salamanca
Plaza de la Merced s/n
37008 Salamanca, Spain
tomasg@usal.es

C. Gaquière
*Institut d'Electronique de
Microélectronique et de
Nanotechnologie*
University of Lille
Lille, France
christophe.gaquier@univ-lille-fr

J. Mateos
Applied physics Department
University of Salamanca
Plaza de la Merced s/n
37008 Salamanca, Spain
javierm@usal.es

Abstract—In this work, with the help of a semi-classical two-dimensional Monte Carlo (MC) simulator, we study the DC current-voltage curves of Self-Switching Diodes (SSDs) fabricated on an AlGaIn/GaN heterostructure from 100 K up to room temperature. Due to the very narrow channel of the SSDs, the presence of surface effects plays a key role not only on their DC behavior but also on their RF detection performance. The evolution with temperature of the negative surface charge density σ at the etched sidewalls of the SSD is the key quantity to explain the measurements. At 300 K, MC simulations with a constant value of σ are able to replicate very satisfactorily the experiments. However, to reproduce the shape of the I - V curve at low temperatures, a more realistic approach, where σ depends not only on T , but also on the applied bias V , is necessary.

Keywords—Monte Carlo simulation; Self-Switching Diode; Gallium Nitride; surface effects.

I. INTRODUCTION

In recent decades, numerous efforts have been invested to develop compact semiconductor devices operating at room temperature in the terahertz range, due to their relevance in security, medicine, biology, and science applications [1]. One of the most widely used approaches to reach THz frequencies consists in reducing the size of devices to the nano-scale [2-3]. However, downscaling leads to a high surface-to-volume ratio of devices, their performance being significantly affected by the physical properties of the surfaces. Sidewall surface charge contributes to deplete the conductive channel as a consequence of Coulombian repulsion, resulting in a decrease of the electron density and changes in electron transport [3-5].

Among the electronic detectors able to operate at THz frequencies, Self-Switching Diodes (SSDs) are quite attractive thanks to their planar geometry and design flexibility. SSDs, originally proposed by A. M. Song *et al.* [4], are planar nanodiodes fabricated with a single lithography step, the etching of two L-shaped trenches defining an asymmetric channel, which in turn produces a rectifying behavior. It is worth noting that these devices are extremely affected by surface states, since the etching process originates numerous intermediate surface states at the semiconductor-air interfaces. Despite the above-mentioned problem, the good THz detection capability of SSDs based on several materials, like InAs, InGaAs and GaAs, has been reported [6-8]. Another semiconductor widely used more recently to fabricate

microwave detector devices thanks to its good electrical and thermal properties is GaN. Devices fabricated with this semiconductor have exhibited a high responsivity at moderately high frequencies. Not only SSDs [9], but also other similar structures such as gated-SSDs (G-SSDs) [10], gated nanowires field-effect rectifiers (NW-FERs) [11], as well as high-electron mobility transistors (HEMTs) [12].

In this work, we deal with SSDs fabricated in AlGaIn/GaN, where the presence of traps has been reported to play an important role, since an appreciable decrease of the current at low temperature is revealed. The characteristic times and energies of such surface states have been determined through impedance measurements [13-14]. The aim of this work is to extend the use of the Monte Carlo (MC) tool to analyze the evolution with temperature of the SSD I - V curves from 100 K to room temperature, paying special attention to the modelling of the surface states. Previous works of our group have demonstrated the great usefulness of the MC simulations in explaining the static, dynamic and noise performance of the SSDs [3,15-16].

The outline of this paper is as follows. In section II, the geometry of devices under test and the details about the surface charge models are described. In section III, by comparing at each temperature the experimental I - V curves and the MC simulations, we fit the value of σ for each applied bias. In section IV, the main conclusions are drawn.

II. DEVICES AND SURFACE CHARGE MODELS

A. Devices under analysis

The characterized SSDs were fabricated on an Al₃₀Ga₇₀N/GaN heterostructure grown on a Si substrate. The epitaxial stack consists of a 25 nm AlGaIn barrier on a 1.5 μ m GaN buffer. The asymmetric shape of the channel was defined by dry etching. More details about the technological process for the fabrication can be found in [17]. The results shown in this work correspond to an SSD consisting of a single channel, 1 μ m long and 80 nm wide (see inset of Fig 1). On-wafer measurements over a temperature range from 100 K to room temperature were carried out using a cryogenic probe station (LakeShore CRX-VF) connected to a Keysight B2900A Source Measurement Unit (SMU), which was controlled via an in-house made LabVIEW code.

B. Monte Carlo Model

An in-house-made MC simulator coupled with a two-dimensional (2D) Poisson solver will be employed for the calculations, which has proved to be a powerful tool for simulating a wide range of devices [18-20]. The model considers electron heating, degeneracy and contact injection with appropriate statistics. To account for surface charges, we have used the model known as Constant Charge Model (CCM), which assigns a negative surface charge density σ independent of the position at the etched interfaces. Initially, a bias independent σ is considered. In a second step, the value of σ for each bias (V) and temperature (T) is determined from the fitting of the measured I - V curves. Note that the lateral depletion at each side of the channel can be calculated as $W_d = \sigma / N_{Db}$, being N_{Db} (10^{17} cm^{-3}) the net background doping assigned to the GaN channel to solve Poisson's equation (while impurity scattering is switched off, see [3] for details). The electron dynamics in the SSD is simulated during a time series of 100.000 steps of 1 fs for each bias point. Simulations have been performed in the same T range as experimental results.

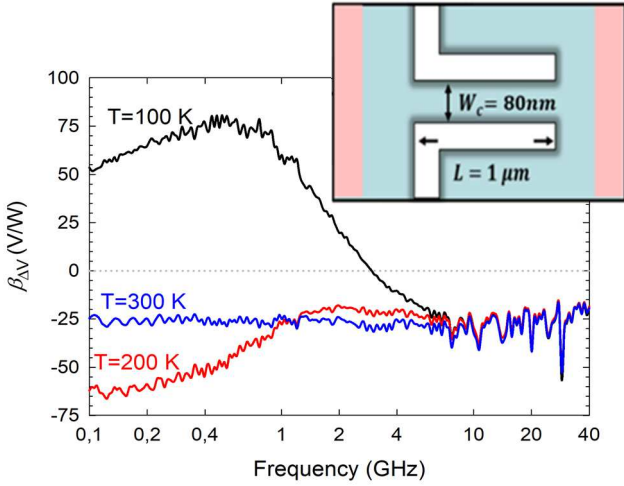


Fig. 1. Zero-bias responsivity, β_{DV} , as a function of frequency between 100 MHz and 40 GHz for 100 K, 200 K and 300 K. The inset shows the geometry of the SSD under study.

III. RESULTS

The existence of surface states in the device under study is unambiguously evidenced by the presence of undesirable effects on its detection capability. The behavior of the zero-bias responsivity (shown in Fig. 1) with temperature clearly shows the signature of the traps, which originate a change in the sign of the voltage response at the lower measured frequencies when the temperature decreases [13-14].

Since the square law detection of small signals is related to the features of the I - V curve, the previous findings suggest the need of a deep analysis of the impact of temperature on the I - V characteristic, as shown in Fig. 2. The inspection of the experimental I - V curves reveals a surprising decrease of the current (and the consequent increase of the resistance, see

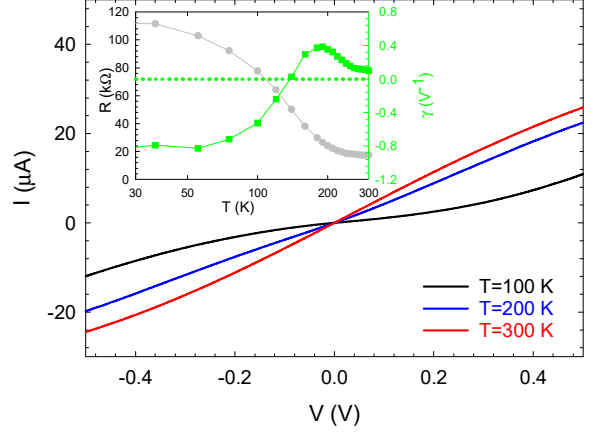


Fig. 2. I - V curves of the SSD under test for different temperatures. The inset shows the zero-bias resistance, R , and the bowing coefficient, γ , obtained with the QS model [3].

the inset) at low T , most likely related to a significant increase of the surface charge at the sidewalls of the trenches. Electrons from the two-dimensional electron gas (2DEG), captured at low temperatures are released when increasing T , thus indicating a thermal activation of the surface traps. According to the electrical measurements of SSDs with different channel widths (W), the value of W_d at equilibrium at 300 K is 18 nm [2], so it is quite reasonable to assume an almost closed channel for the lower temperatures. Another noteworthy point is the sign change in the bowing coefficient ($\gamma = R \cdot \partial^2 I / \partial V^2$), represented in the inset of Fig. 2, reflecting the evolution of the I - V curve from a concave shape ($\gamma < 0$) to a convex one ($\gamma > 0$) for T above 150 K.

To get more insight into the experimental results, MC simulations using the CCM for the surface charge have been carried out to reproduce the measurements. As a starting point, the above-mentioned SSD was simulated at room temperature by adjusting the surface charge to the experimental value of $\sigma/q = 18 \cdot 10^{14} \text{ m}^{-2}$. The result was very consistent with the measurements, thus verifying the validity of our approach, see Fig. 3(a). Then, we simulated the diode using different values of the constant surface charge density for each temperature. Circles in Fig. 3 correspond to the simulations using the values of σ which correctly reproduce the zero-bias resistance ($\sigma/q = 18, 35$ and $39.4 \cdot 10^{14} \text{ m}^{-2}$ for 300, 200 and 100 K, respectively). A fairly good agreement between such MC simulations and the experiments is found in the whole bias range under analysis for T above 220 K, indicating that a constant value of σ is able to correctly reproduce the behaviour of the device. By contrast, for $T < 220 \text{ K}$, when the channel is nearly closed, a good agreement can only be achieved if a bias-dependent surface charge density is employed. Therefore, a more advanced algorithm reflecting the complex nature of traps occupancy is required. In this case, we fit the value of σ for each applied bias and temperature, i.e. $\sigma = f(V, T)$, which is computed by comparing the experimental I - V curve with the simulations made with varying values of $\sigma(V)$ at each T . Therefore, a series of MC simulations with constant σ have been compared with the measured I - V curves, so as to straightforwardly estimate the required value of σ to fit the current values at every bias point. The so obtained values of $\sigma(V, T)$ providing the good agreement with the experiments are plotted on the

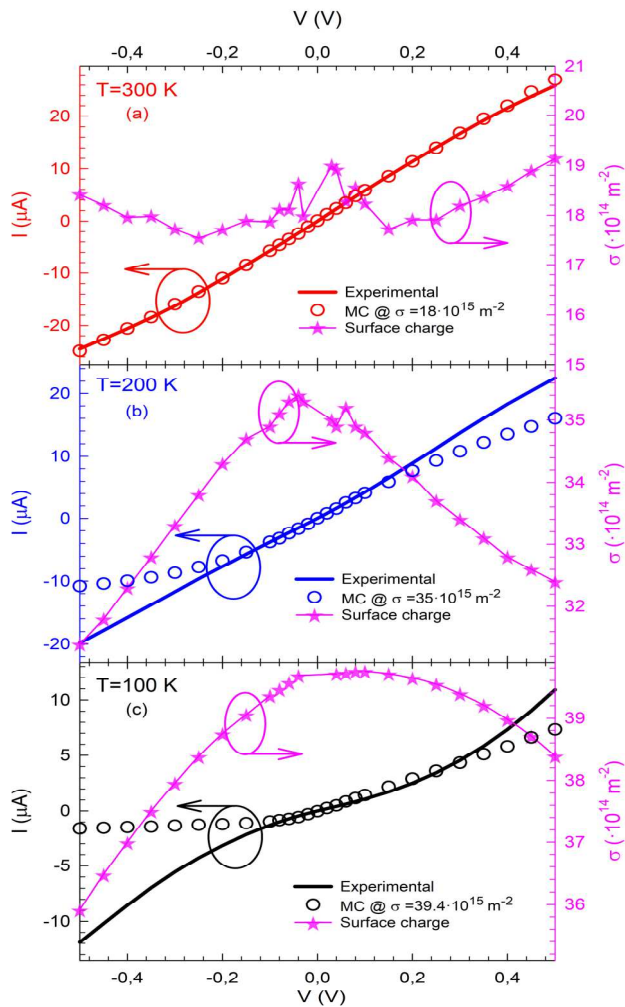


Fig. 3. Comparison of the measured (lines) and MC simulated (circles) I - V curves (left axis) for three temperatures (a) 100 K, (b) 200 K and (c) 300 K. Stars (right axis) represent the obtained values of surface charge density as a function of the bias.

right axis of Fig. 3. The surface charge density at equilibrium significantly increases when lowering T , additionally exhibiting a parabolic behavior with the applied voltage. These facts again indicate that the occupancy of the surface states depends not only on thermal activation, but also on the applied bias.

To better understand the dependence $\sigma(V, T)$, Fig. 4 shows it in a color map. As expected, $\sigma(V)$ is practically constant for 300 K, for then showing a maximum around zero-bias for lower T . It is also remarkable that $\sigma(V)$ is very asymmetric for 100 K (much lower for negative values of the applied voltage, thus making the reverse bias current to be higher than that for forward bias). In fact, this behaviour is at the origin of the change of sign in the responsivity shown in Fig. 1, since it makes the bowing coefficient (inset of Fig. 2) of the I - V curve to be negative at low T (the curve becomes concave, instead of the typical rectifying convex shape).

IV. CONCLUSIONS

By means of a semi-classical MC simulator, an asymmetric GaN diode, $1 \mu\text{m}$ long and 80 nm wide, where the presence

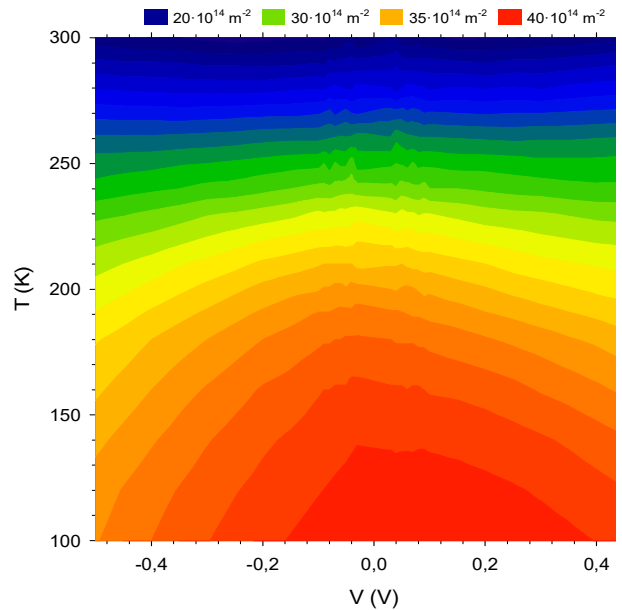


Fig. 4. Surface charge density color map as a function of temperature and applied bias. The lower the temperature the higher the surface charge values.

of surface traps has been proved to play a major role, has been analyzed. Particularly, we have provided an explanation of its I - V curves at different temperatures in terms of the evolution of the surface charge density. For T above 220 K, a qualitative agreement has been found between the experimental measurements and the simulations obtained with the CCM model. However, for lower temperatures, a new model taking into account the variation of σ with the applied bias is needed, proving that the occupancy of the surface states is temperature and bias dependent. Finally, we have correlated the change of sign in the responsivity and bowing coefficient with the bias dependence of the surface traps.

ACKNOWLEDGMENT

This work has been partially supported by the Spanish MINECO and FEDER through project TEC2017-83910-R and the Junta de Castilla y León and FEDER through project SA254P18. The PhD contract of E. Pérez-Martín is financed by Science and Innovation Ministry (Universities Ministry).

REFERENCES

- [1] D. Mittleman, "Sensing with THz Radiation," Springer-Verlag, Berlin (Germany), (2003).
- [2] S. S. Dhillion et al, "The 2017 terahertz science and technology roadmap," J. Phys. D: Appl. Phys. **50**, 043001 (2007).
- [3] J. Mateos, B. G. Vasallo, D. Pardo, and T. González, "Operation and high-frequency performance of nanoscale unipolar rectifying diodes," Appl. Phys. Lett. **86**, 212103 (2005).
- [4] A. M. Song, M. Missous, P. Omling, A. R. Peaker, L. Samuelson, and W. Seifer, "Unidirectional electron flow in a nanometer-scale semiconductor channel: A self-switching device," Appl. Phys. Lett. **83**, 1881 (2003).
- [5] H. Sánchez-Martín, O. García-Pérez, I. Íñiguez-de-la-Torre, S. Pérez, J. Mateos, C. Gaquière, and T. González, "Geometry and bias dependence of trapping effects in planar GaN nanodiodes," Proceeding of 11th Conf. On Electron Devices (CDE), 1-3 (2017).

- [6] A. Westlund, P. Sangaré, G. Ducournau, P-A. Nilsson, C. Gaquière, L. Desplanque, X. Wallart, and J. Grahn, "Terahertz detection in zero-bias InAs self-switching diodes at room temperature," *Appl. Phys. Lett.* **103**, 133504 (2013).
- [7] C. Balocco, M. Halsall, N. Q. Vinh, and A. M. Song, "THz operation of asymmetric-nanochannel devices," *J. Phys. Condens. Matter* **20**, 384203 (2008).
- [8] C. Balocco, S. R. Kasjoo, X. F. Lu, L. Q. Zhang, Y. Alimi, S. Winnerl, and A. M. Song, "Room-temperature operation of a unipolar nanodiode at terahertz frequencies," *Appl. Phys. Lett.* **98**, 223501 (2011).
- [9] C. Daher, J. Torres, I. Íñiguez-de-la-Torre, P. Nouvel, L. Varani, P. Sangaré, G. Ducournau, C. Gaquière, J. Mateos, and T. González, "Room Temperature Direct and Heterodyne Detection of 0.28-0.69-THz Waves on GaN 2-DEG Unipolar Nanochannels," *IEEE Trans. Electron Dev.* **63**, 353 (2016).
- [10] H. Sanchez-Martín, J. Mateos, J. A. Novoa, J. A. Delgado-Notario, Y. M. Meziani, S. Perez, H. Theveneau, G. Ducournau, C. Gaquière, T. González, and I. Íñiguez-de-la-Torre, "Voltage controlled sub-THz detection with gated planar asymmetric nanochannels," *Appl. Phys. Lett.* **113**, 043504 (2018).
- [11] G. Santoruvo, M. S. Nikoo, and E. Matioli, "Broadband Zero-bias RF Field-Effect Rectifiers Based on AlGaIn/GaN Nanowires," *IEEE Microw. Wirel. Compon. Lett.* **30**, 66-69 (2020).
- [12] H. W. Hou, Z. Liu, J. H. Teng, T. Palacios, and S. J. Chua, "High temperature terahertz detectors realized by a GaN high electron mobility transistor," *Scientific Reports* **7**, 46664, (2017)
- [13] E. Pérez-Martín, T. González, D. Vaquero, H. Sánchez-Martín, C. Gaquière, V. J. Raposo, J. Mateos, and I. Íñiguez-de-la-Torre, "Trap-related frequency dispersion of zero-bias microwave responsivity at low temperature in GaN-based self-switching diodes," *Nanotechnology* **31**, 405204 (2020).
- [14] E. Pérez-Martín, D. Vaquero, H. Sánchez-Martín, C. Gaquière, V. J. Raposo, T. González, J. Mateos, and I. Íñiguez-de-la-Torre, "Analysis of trap states in AlGaIn/GaN self-switching diodes via impedance measurements," *Microelectronics Reliability* **114**, 1130806(2020).
- [15] I. Íñiguez-de-la-Torre, J. Mateos, D. Pardo, A. M. Song, and T. González, "Enhanced Terahertz detection in self-switching diodes," *Int. J. Numer. Modell.: Electron. Networks, Devices Fields* **23**, 301-314 (2010).
- [16] J. -F. Millithaler, I. Íñiguez-de-la-Torre, A. Íñiguez-de-la-Torre, T. González, P. Sangaré, G. Ducournau, and J. Mateos, "Optimized V-shape design of GaN nanodiodes for the generation of Gunn oscillations," *Appl. Phys. Lett.* **104**, 073509 (2014).
- [17] P. Sangaré and G. Ducournau and B. Grimbert and V. Brandly and M. Faucher and C. Gaquière and A. Íñiguez-de-la-Torre and I. Íñiguez-de-la-Torre and J. F. Millithaler and J. Mateos and T. González, "Experimental demonstration of direct terahertz detection at room-temperature in AlGaIn/GaN asymmetric nanochannels," *Appl. Phys. Lett.* **113**, 034305 (2013).
- [18] J-F. Millithaler and I. Íñiguez-de-la-Torre and J. Mateos and T. González and M. Margala, "Optimization of Ballistic Deflection Transistors by Monte Carlo Simulations," *Journal of Physics: Conference Series* **647**, 012066 (2015).
- [19] I. Íñiguez-de-la-Torre and J. Mateos and T. González and D. Pardo, J. S. Gallo, S. Bollaert, Y. Roelens and A. Cappy, "Influence of the surface charge on the operation of ballistic T-branch junctions: a self-consistent model for Monte Carlo simulations," *Semicond. Sci. Technol* **22**, 663-670 (2007).
- [20] I. Íñiguez-de-la-Torre and T. González and D. Pardo and J. Mateos, "Hysteresis phenomena in nanoscale rectifying diodes: A Monte Carlo interpretation in terms of surface effects," *Appl. Phys. Lett.* **91**, 063504 (2007).
- [21] A. M. Cowey, and H. Sorensen, "Quantitative comparison of solid-state microwave detectors," *IEEE Trans. Microw. Theory Tech.* **14**, 588-602 (1966).