



HAL
open science

Analysis and Optimization for RIS-Aided Multi-Pair Communications Relying on Statistical CSI

Zhangjie Peng, Tianshu Li, Cunhua Pan, Hong Ren, Wei Xu, Marco Di Renzo

► **To cite this version:**

Zhangjie Peng, Tianshu Li, Cunhua Pan, Hong Ren, Wei Xu, et al.. Analysis and Optimization for RIS-Aided Multi-Pair Communications Relying on Statistical CSI. IEEE Transactions on Vehicular Technology, 2021, 10.1109/tvt.2021.3062710 . hal-03358208

HAL Id: hal-03358208

<https://hal.science/hal-03358208>

Submitted on 29 Sep 2021

HAL is a multi-disciplinary open access archive for the deposit and dissemination of scientific research documents, whether they are published or not. The documents may come from teaching and research institutions in France or abroad, or from public or private research centers.

L'archive ouverte pluridisciplinaire **HAL**, est destinée au dépôt et à la diffusion de documents scientifiques de niveau recherche, publiés ou non, émanant des établissements d'enseignement et de recherche français ou étrangers, des laboratoires publics ou privés.

Analysis and Optimization for RIS-Aided Multi-Pair Communications Relying on Statistical CSI

Zhangjie Peng, Tianshu Li, Cunhua Pan, *Member, IEEE*, Hong Ren *Member, IEEE*,
Wei Xu, *Senior Member, IEEE*, and Marco Di Renzo *Fellow, IEEE*

Abstract—In this paper, we investigate a reconfigurable intelligent surface (RIS) aided multi-pair communication system, in which multi-pair users exchange information via an RIS. We derive an approximate expression for the achievable rate by assuming that statistical channel state information (CSI) is available. A genetic algorithm (GA) to solve the rate maximization problem is proposed as well. In particular, we consider implementations of RISs with continuous phase shifts (CPSs) and discrete phase shifts (DPSs). Simulation results verify the obtained results and show that the proposed GA method has almost the same performance as the globally optimal solution. In addition, numerical results show that three quantization bits can achieve a large portion of the achievable rate for the CPSs setup.

Index Terms—Reconfigurable intelligent surface (RIS), intelligent reflecting surface (IRS), statistical channel state information (CSI), multi-pair communication, genetic algorithm (GA).

I. INTRODUCTION

Reconfigurable intelligent surfaces (RISs) are an emerging transmission technology that is capable of configuring the wireless channel into desirable forms by appropriately optimizing the response of their individual scattering elements [1]. Due to their appealing features of low cost and low power consumption, RISs have attracted extensive research attention [2]–[5].

Some initial efforts have been devoted to the study of various RIS-aided communication systems and applications, such as physical layer security in [6], [7], multicell networks in [8], full duplex systems in [9], mobile edge computing in [10], and wireless power transfer in [11]. However, a paucity of contribution studied RIS-aided multi-pair communication systems, which is a typical communication scenario due to the rapid increase of the number of machine-type devices in future networks.

(Corresponding authors: Cunhua Pan.)

Z. Peng is with the College of Information, Mechanical and Electrical Engineering, Shanghai Normal University, Shanghai 200234, China, and also with the Institute of Artificial Intelligence on Education, Shanghai Normal University, Shanghai 200234, China (e-mail: pengzhangjie@shnu.edu.cn).

T. Li is with the College of Information, Mechanical and Electrical Engineering, Shanghai Normal University, Shanghai 200234, China (e-mail: 1000479056@smail.shnu.edu.cn).

C. Pan and H. Ren are with the School of Electronic Engineering and Computer Science at Queen Mary University of London, London E1 4NS, U.K. (e-mail: c.pan,h.ren@qmul.ac.uk).

W. Xu is with the National Mobile Communications Research Lab, Southeast University, Nanjing 210096, China, and also with Henan Joint International Research Laboratory of Intelligent Networking and Data Analysis, Zhengzhou University, Zhengzhou, 450001 China (wxu@seu.edu.cn).

M. Di Renzo is with Université Paris-Saclay, CNRS, CentraleSupélec, Laboratoire des Signaux et Systèmes, 3 Rue Joliot-Curie, 91192 Gif-sur-Yvette, France. (marco.di-renzo@universite-paris-saclay.fr)

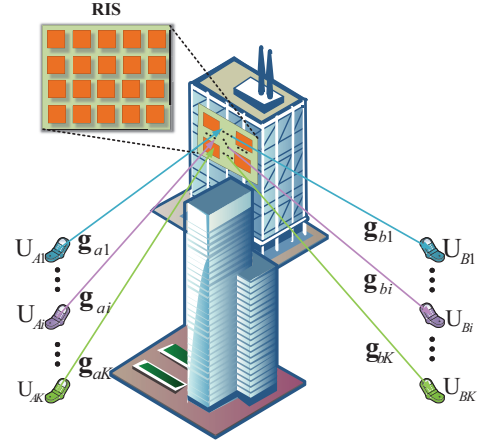


Fig. 1. System model for RIS-aided multi-pair communications.

In multi-pair communication systems, the direct communication links may be blocked in both indoor and outdoor scenarios. In particular, the direct signals may be blocked by trees and large buildings in outdoor scenarios. In indoor scenarios, the signals may be blocked by thick walls, especially in high-frequency millimeter-wave communication systems. To counteract these issues, we consider the deployment of an RIS in order to assist the transmission between pairs of devices. Compared with existing research works on relay-assisted multi-pair communications in [12], [13], RISs have some appealing advantages. In particular, an RIS has low power consumption and does not need power amplifiers and signal processing units after configuration [1], [14].

Against this background, we study the transmission design for an RIS-aided multi-pair communication system. Unlike most of the existing papers [6]–[11] where instantaneous channel state information (CSI) is assumed to be known, we consider the availability of statistical CSI [15] that is easier to obtain since it varies more slowly. Specifically, our contributions are as follows: 1) We derive the achievable rate of the considered system model; 2) we propose a genetic algorithm (GA) method to solve the phase shifts optimization problem, by considering the setups of continuous phase shifts (CPSs) and discrete phase shifts (DPSs); 3) we provide extensive simulation results to demonstrate the correctness of our derived results, and to show that three bits are enough to discretize the phase shifts, which provides useful engineering insights for designing RIS-aided systems.

The rest of the paper is organized as follows. In Section II, we introduce the RIS-aided multi-pair communication system model. We derive the achievable rate in Section III and optimize the phase shifts in Section IV. Numerical results

are provided to demonstrate the correctness of our analysis in Section V. Conclusions are drawn in Section VI.

II. SYSTEM MODEL

We consider an RIS-aided multi-pair communication system, where K pairs of users exchange information via an RIS, as shown in Fig. 1. The RIS consists of L reflective elements that are capable of customizing the channel by optimizing their phase shifts. The phase shift matrix Θ is denoted by $\Theta = \text{diag}(e^{j\theta_1}, \dots, e^{j\theta_\ell}, \dots, e^{j\theta_L})$, where θ_ℓ is the phase shift of the ℓ th reflective element. We denote the i th single-antenna transmitter as U_{Ai} and the i th single-antenna receiver as U_{Bi} , for $i = 1, \dots, K$.

The channel between U_{Ai} and the RIS and the channel between the RIS and U_{Bi} can be written as

$$\mathbf{g}_{ai} = \sqrt{\alpha_{ai}} \mathbf{h}_{ai}, \quad (1)$$

$$\mathbf{g}_{bi} = \sqrt{\alpha_{bi}} \mathbf{h}_{bi}, \quad (2)$$

where α_{ai} and α_{bi} denote the large-scale fading coefficients, and $\mathbf{g}_i \in \mathbb{C}^{L \times 1}$ and $\mathbf{h}_i \in \mathbb{C}^{L \times 1}$ denote the fast fading vectors. Rician fading is assumed for all channels, thus the vectors \mathbf{h}_{ai} and \mathbf{h}_{bi} can be expressed as

$$\mathbf{h}_{ai} = \sqrt{\frac{\varepsilon_i}{\varepsilon_i + 1}} \bar{\mathbf{h}}_{ai} + \sqrt{\frac{1}{\varepsilon_i + 1}} \tilde{\mathbf{h}}_{ai}, \quad (3)$$

$$\mathbf{h}_{bi} = \sqrt{\frac{\beta_i}{\beta_i + 1}} \bar{\mathbf{h}}_{bi} + \sqrt{\frac{1}{\beta_i + 1}} \tilde{\mathbf{h}}_{bi}, \quad (4)$$

where ε_i and β_i denote the Rician factors, $\tilde{\mathbf{h}}_{ai} \in \mathbb{C}^{L \times 1}$ and $\tilde{\mathbf{h}}_{bi} \in \mathbb{C}^{L \times 1}$ denote the non-line-of-sight channel vectors, whose entries are independent and identically distributed standard Gaussian random variables, i.e., $\mathcal{CN}(0, 1)$, and $\bar{\mathbf{h}}_{ai} \in \mathbb{C}^{L \times 1}$ and $\bar{\mathbf{h}}_{bi} \in \mathbb{C}^{L \times 1}$ denote the line-of-sight channel vectors. In particular, $\bar{\mathbf{h}}_{ai}$ and $\bar{\mathbf{h}}_{bi}$ can be expressed as

$$\bar{\mathbf{h}}_{ai} = [1, e^{j2\pi \frac{d}{\lambda} \sin \varsigma_i}, \dots, e^{j2\pi \frac{d}{\lambda} (L-1) \sin \varsigma_i}]^T, \quad (5)$$

$$\bar{\mathbf{h}}_{bi} = [1, e^{j2\pi \frac{d}{\lambda} \sin \varphi_i}, \dots, e^{j2\pi \frac{d}{\lambda} (L-1) \sin \varphi_i}]^T, \quad (6)$$

where φ_i and ς_i represent the i th pair of users' angle of arrival (AoA) and angle of departure (AoD), respectively. In the present paper, we consider RISs that are made of discrete elements that are spaced half of the wavelength apart [1]. Therefore, we assume $d = \frac{\lambda}{2}$ in the rest of the paper.

We assume the availability of statistical CSI at U_{Ai} , for $i = 1, \dots, K$. The statistical CSI can be readily obtained since it varies much slowly than the instantaneous CSI. The signal received at U_{Bi} is given by

$$\begin{aligned} y_i &= \mathbf{g}_{bi}^T \Theta \sum_{j=1}^K \sqrt{p_j} \mathbf{g}_{aj} x_j + n_i \\ &= \underbrace{\sqrt{p_i} \mathbf{g}_{bi}^T \Theta \mathbf{g}_{ai} x_i}_{\text{Desired signal}} + \underbrace{\sum_{j=1, j \neq i}^K \sqrt{p_j} \mathbf{g}_{bi}^T \Theta \mathbf{g}_{aj} x_j}_{\text{Inter-user interference}} + \underbrace{n_i}_{\text{Noise}}, \end{aligned} \quad (7)$$

where $x_j \sim \mathcal{CN}(0, 1)$ represents the signal transmitted by U_{Aj} , p_j denotes the transmit power of U_{Aj} , and $n_i \sim \mathcal{CN}(0, \sigma_i^2)$ is the additive white Gaussian noise (AWGN) at U_{Bi} , for $i = 1, \dots, K$.

From (7), we observe that y_i consists of three parts: the desired signal that U_{Bi} wants to receive, the interference produced by other multi-pair users, and the noise. Furthermore, the signal-to-interference plus noise ratio (SINR) at U_{Bi} is given by

$$\gamma_i = \frac{p_i \alpha_{bi} \alpha_{ai} |\mathbf{h}_{bi}^T \Theta \mathbf{h}_{ai}|^2}{\sum_{j=1, j \neq i}^K (p_j \alpha_{bi} \alpha_{aj} |\mathbf{h}_{bi}^T \Theta \mathbf{h}_{aj}|^2) + \sigma_i^2}. \quad (8)$$

Hence, the ergodic achievable rate for U_{Bi} can be expressed as

$$R_i = \mathbb{E}\{\log_2(1 + \gamma_i)\}, \quad (9)$$

and the sum achievable rate can be written as

$$C = \sum_{i=1}^K R_i. \quad (10)$$

III. ACHIEVABLE RATE ANALYSIS

In this section, we analyze the system performance. We derive an approximate expression for the achievable rate in the following theorem.

Theorem 1. *In an RIS-aided multi-pair communication system, the average achievable rate of U_{Bi} can be approximated as*

$$R_i \approx \tilde{R}_i \triangleq \log_2 \left(1 + \frac{p_i \alpha_{bi} \alpha_{ai} \frac{\varepsilon_i \beta_i \Omega_{i,i} + L(\varepsilon_i + \beta_i) + L}{(\varepsilon_i + 1)(\beta_i + 1)}}{\sum_{j=1, j \neq i}^K (p_j \alpha_{bi} \alpha_{aj} \frac{\varepsilon_j \beta_j \Omega_{i,j} + L(\varepsilon_i + \beta_j) + L}{(\varepsilon_i + 1)(\beta_j + 1)}) + \sigma_i^2} \right), \quad (11)$$

where $\Omega_{i,i}$ and $\Omega_{i,j}$ are, respectively, defined as

$$\Omega_{i,i} = L + 2 \sum_{1 \leq m < n \leq L} \cos[\theta_n - \theta_m + (n - m)\pi(\sin \varphi_i + \sin \varsigma_i)], \quad (12)$$

$$\Omega_{i,j} = L + 2 \sum_{1 \leq m < n \leq L} \cos[\theta_n - \theta_m + (n - m)\pi(\sin \varphi_i + \sin \varsigma_j)]. \quad (13)$$

Proof: Using Lemma 1 in [16], R_i in (9) can be approximated as

$$R_i \approx \log_2 \left(1 + \frac{p_i \alpha_{bi} \alpha_{ai} \mathbb{E}\{|\mathbf{h}_{bi}^T \Theta \mathbf{h}_{ai}|^2\}}{\sum_{j=1, j \neq i}^K (p_j \alpha_{bi} \alpha_{aj} \mathbb{E}\{|\mathbf{h}_{bi}^T \Theta \mathbf{h}_{aj}|^2\}) + \sigma_i^2} \right). \quad (14)$$

The ℓ th element of \mathbf{h}_{ai} and the ℓ th element of \mathbf{h}_{bi} can be written as

$$[\mathbf{h}_{ai}]_\ell = \sqrt{\frac{\varepsilon_i}{\varepsilon_i + 1}} e^{j(\ell-1)\pi \sin \varphi_i} + \sqrt{\frac{1}{\varepsilon_i + 1}} (s_{\ell i} + jt_{\ell i}), \quad (15)$$

$$[\mathbf{h}_{bi}]_\ell = \sqrt{\frac{\beta_i}{\beta_i + 1}} e^{j(\ell-1)\pi \sin \varsigma_i} + \sqrt{\frac{1}{\beta_i + 1}} (u_{\ell i} + jv_{\ell i}), \quad (16)$$

where $s_{\ell i} \sim \mathcal{N}(0, 1/2)$ and $t_{\ell i} \sim \mathcal{N}(0, 1/2)$ denote the independent real and imaginary parts of $[\mathbf{h}_{ai}]_\ell$, respectively, and $u_{\ell j} \sim \mathcal{N}(0, 1/2)$ and $v_{\ell j} \sim \mathcal{N}(0, 1/2)$ denote the independent real and imaginary parts of $[\mathbf{h}_{bi}]_\ell$, respectively.

Let us first consider the term $\mathbb{E}\{|\mathbf{h}_{bi}^T \Theta \mathbf{h}_{aj}|^2\}$ in (14). By substituting (15) and (16) into $\mathbb{E}\{|\mathbf{h}_{bi}^T \Theta \mathbf{h}_{aj}|^2\}$, it can be rewritten as

$$\mathbb{E}\{|\mathbf{h}_{bi}^T \Theta \mathbf{h}_{aj}|^2\} = \mathbb{E}\left\{ \Re(\mathbf{h}_{bi}^T \Theta \mathbf{h}_{aj})^2 + \Im(\mathbf{h}_{bi}^T \Theta \mathbf{h}_{aj})^2 \right\}, \quad (17)$$

where the terms $\Re(\mathbf{h}_{bi}^T \Theta \mathbf{h}_{aj})$ and $\Im(\mathbf{h}_{bi}^T \Theta \mathbf{g}_{aj})$ are the real and imaginary parts of $\mathbf{h}_{bi}^T \Theta \mathbf{h}_{aj}$. They are respectively given by (18) and (19) (at the bottom of this page), where λ_{ij} is given by

$$\lambda_{ij} = \frac{1}{\sqrt{(\varepsilon_i + 1)(\beta_j + 1)}}. \quad (20)$$

With the aid of some algebraic calculations, we obtain

$$\mathbb{E} \left\{ |\mathbf{h}_{bi}^T \Theta \mathbf{h}_{aj}|^2 \right\} = \frac{\varepsilon_i \beta_j \Omega_{i,j} + L(\varepsilon_i + \beta_j) + L}{(\varepsilon_i + 1)(\beta_j + 1)}. \quad (21)$$

A similar method can be used to calculate the term $\mathbb{E} \left\{ |\mathbf{h}_{bi}^T \Theta \mathbf{h}_{ai}|^2 \right\}$ in (14), which yields

$$\mathbb{E} \left\{ |\mathbf{h}_{bi}^T \Theta \mathbf{h}_{ai}|^2 \right\} = \frac{\varepsilon_i \beta_i \Omega_{i,i} + L(\varepsilon_i + \beta_i) + L}{(\varepsilon_i + 1)(\beta_i + 1)}. \quad (22)$$

By substituting (21) and (22) into (14), we obtain the final result in (11). This completes the proof. \square

Substituting (11) into (10), we obtain the sum achievable rate. According to Theorem 1, if α_{bi} , α_{ai} , AoA, AoD, ε_i , and σ_i are kept fixed, the sum achievable rate is determined by the number of user pairs K , the transmit power p_i , the phase shift matrix Θ and the number of reflective elements L .

IV. PHASE SHIFTS OPTIMIZATION

In this section, we formulate and solve the phase shifts optimization problem in order to maximize the sum achievable rate. Both case studies of CPSs and DPSs are considered.

A. Optimal CPSs Design

To begin with, we consider the scenario adopting CPSs. The optimization problem is formulated as

$$\max_{\Theta} \sum_{i=1}^K \tilde{R}_i \quad (23a)$$

$$\text{s.t. } \theta_\ell \in [0, 2\pi) \quad \forall \ell = 1, \dots, L. \quad (23b)$$

Problem (23) can hardly be solved by the conventional methods, such as successive convex approximation, minorization-maximization, semidefinite program, second-order cone program, etc.

Algorithm 1: Genetic Algorithm

- 1 Initialize the iteration number $n = 1$, $f_{min}^1 = 1$, and generate the initial population;
- 2 **while** $n \leq n_{max}$ or $f_{min}^n > \varepsilon$ **do**
- 3 Apply evaluation and sort;
- 4 **while** *The number of children does not reach N_c* **do**
- 5 Apply the selection function;
- 6 Apply the crossover function;
- 7 **end**
- 8 Place the first N_s individuals in the list, and the N_c children in the current generation;
- 9 Select N_e elites who have the lowest fitness function value;
- 10 Apply the mutation function;
- 11 Refresh the current generation, with elites and mutated individuals;
- 12 Return the lowest fitness function value in the current generation f_{min}^n ;
- 13 Set $n \leftarrow n + 1$;
- 14 **end**
- 15 Output the individual with the lowest fitness function value in the current generation.

To tackle this issue, we propose a GA method in Algorithm 1. We associate each individual to a $1 \times L$ phase shift vector $\theta = [\theta_1, \dots, \theta_\ell, \dots, \theta_L]$ and θ_ℓ corresponds to its ℓ th gene.

The initial population, the evaluation and sort operations, the selection function, the crossover function and the mutation function of the proposed GA method are described as follows.

1) Initial population: N_t individuals are generated, by generating each gene as a variable that is randomly distributed within $[0, 2\pi)$. This is referred to as the initial population.

2) Evaluation and sort: Each individual is evaluated by using the fitness function

$$f(\theta) = \frac{1}{\sum_{i=1}^K \tilde{R}_i}. \quad (24)$$

In particular, the lower the fitness function is, the higher the evaluation of the individual and the position in the corresponding sorted list are.

$$\begin{aligned} \Re(\mathbf{h}_{bi}^T \Theta \mathbf{h}_{aj}) &= \lambda_{ij} \sum_{\ell=1}^L \left(\sqrt{\varepsilon_i \beta_j} (\cos(\theta_\ell + (\ell - 1)\pi(\sin\varphi_i + \sin\varsigma_j))) + \cos\theta_\ell (s_{\ell i} u_{\ell j} - t_{\ell i} v_{\ell j}) - \sin\theta_\ell (s_{\ell i} v_{\ell j} + t_{\ell i} u_{\ell j}) \right) \\ &\quad + \lambda_{ij} \sum_{\ell=1}^L \left(\sqrt{\varepsilon_i} ((\cos\theta_\ell - \sin\theta_\ell) \cos((\ell - 1)\pi \sin\varphi_i) u_{\ell j} - (\cos\theta_\ell + \sin\theta_\ell) \sin((\ell - 1)\pi \sin\varphi_i) v_{\ell j}) \right) \\ &\quad + \sqrt{\beta_j} ((\cos\theta_\ell - \sin\theta_\ell) \cos((\ell - 1)\pi \sin\varsigma_j) s_{\ell i} - (\cos\theta_\ell + \sin\theta_\ell) \sin((\ell - 1)\pi \sin\varsigma_j) t_{\ell i}) \end{aligned} \quad (18)$$

$$\begin{aligned} \Im(\mathbf{h}_{bi}^T \Theta \mathbf{h}_{aj}) &= \lambda_{ij} \sum_{\ell=1}^L \left(\sqrt{\varepsilon_i \beta_j} (\sin(\theta_\ell + (\ell - 1)\pi(\sin\varphi_i + \sin\varsigma_j))) + \sin\theta_\ell (s_{\ell i} u_{\ell j} - t_{\ell i} v_{\ell j}) + \cos\theta_\ell (s_{\ell i} v_{\ell j} + t_{\ell i} u_{\ell j}) \right) \\ &\quad + \lambda_{ij} \sum_{\ell=1}^L \left(\sqrt{\varepsilon_i} ((\cos\theta_\ell + \sin\theta_\ell) \cos((\ell - 1)\pi \sin\varphi_i) u_{\ell j} + (\cos\theta_\ell - \sin\theta_\ell) \sin((\ell - 1)\pi \sin\varphi_i) v_{\ell j}) \right) \\ &\quad + \sqrt{\beta_i} ((\cos\theta_\ell + \sin\theta_\ell) \cos((\ell - 1)\pi \sin\varsigma_j) s_{\ell j} + (\cos\theta_\ell - \sin\theta_\ell) \sin((\ell - 1)\pi \sin\varsigma_j) t_{\ell j}) \end{aligned} \quad (19)$$

3) Selection function: The selection function is used to obtain two candidates, θ_1 and θ_2 , from N_t individuals. The individuals with larger values of the fitness function have a lower probability to be selected. θ_1 and θ_2 are obtained by using Algorithm 2.

Algorithm 2: Selection Algorithm

- 1 Generate a random number c between 0 and 1;
 - 2 Define a cumulative-probabilities vector $r = [1/N_t, \dots, r/N_t, \dots, 1]$, for $r = 1, \dots, N_t$;
 - 3 Denote r'/N_t as the nearest maximum number in r to c ;
 - 4 Take the r' th individual in the list that is sorted by using (24).
-

Algorithm 3: Single-Point Crossing Algorithm

- 1 Get $\theta_1 = [\theta_1^{(1)}, \dots, \theta_{\ell'}^{(1)}, \dots, \theta_L^{(1)}]$ and $\theta_2 = [\theta_1^{(2)}, \dots, \theta_{\ell'}^{(2)}, \dots, \theta_L^{(2)}]$ selected by Algorithm 2;
 - 2 Identify a crossover point $\ell' \in [1, L]$ randomly;
 - 3 Crossover θ_1 and θ_2 at crossover point ℓ' ;
 - 4 Obtain two children $\theta_{c1} = [\theta_1^{(1)}, \dots, \theta_{\ell'}^{(1)}, \theta_{\ell'+1}^{(2)}, \dots, \theta_L^{(2)}]$ and $\theta_{c2} = [\theta_1^{(2)}, \dots, \theta_{\ell'}^{(2)}, \theta_{\ell'+1}^{(1)}, \dots, \theta_L^{(1)}]$.
-

4) Crossover function: The crossover function operates on θ_1 and θ_2 , and generates two crossover children θ_{c1} and θ_{c2} . A single-point crossing algorithm is employed, which is described in Algorithm 3.

5) Mutation function: The mutation function operates on $(N_t - N_e)L$ genes from $(N_t - N_e)$ individuals (except for the elites). Each gene is capable of mutating to a random number between 0 and 2π with mutation rate.

Similar as [17], the complexity of the proposed GA algorithm is nN_t , where N_t is the population size, and n is the number of generations evaluated. Moreover, n is determined by the convergence behavior of the GA.

B. Optimal DPSs Design

In practice, only a limited number of phase shifts can be used. We assume that each reflective element is encoded with B bits, and thus 2^B phase shifts can be chosen to enhance the signal reflected by the RIS. We denote the DPS matrix as $\hat{\Theta} = \text{diag}(e^{j\hat{\theta}_1}, \dots, e^{j\hat{\theta}_\ell}, \dots, e^{j\hat{\theta}_L})$, where $\hat{\theta}_\ell$ is the DPS of the ℓ th reflective element. Replacing the CPSs in Problem (23) by the DPSs, the optimization problem for DPSs can be formulated as

$$\max_{\hat{\Theta}} \sum_{i=1}^K \tilde{R}_i \quad (25a)$$

$$\text{s.t. } \hat{\theta}_\ell \in \{0, 2\pi/2^B, \dots, 2\pi(2^B - 1)/2^B\} \\ \forall \ell = 1, \dots, L. \quad (25b)$$

It is observed that Problem (25) is similar to Problem (23). Accordingly, the GA method proposed for solving the

TABLE I
PARAMETERS FOR SIMULATION

| No. of pairs | AoA | AoD | α_{ai} and α_{bi} |
|--------------|--------|--------|---------------------------------|
| 1 | 5.5629 | 1.1450 | 0.0023 |
| 2 | 5.6486 | 0.6226 | 0.0285 |
| 3 | 3.9329 | 3.0773 | 0.0025 |
| 4 | 0.8663 | 1.2142 | 0.0012 |
| 5 | 1.3685 | 5.6290 | 0.0550 |
| 6 | 1.1444 | 0.6226 | 0.0141 |

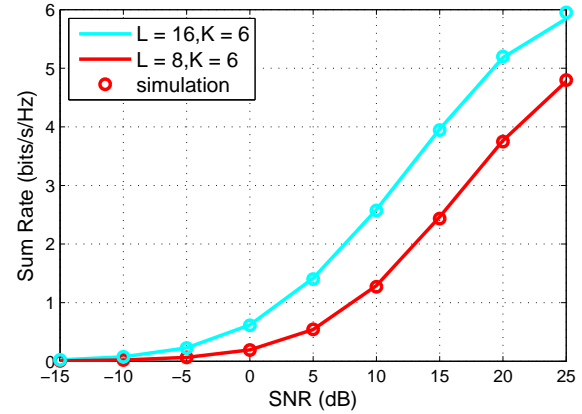


Fig. 2. Sum achievable rate versus SNR with $B = 2$ and GA.

CPSs optimization problem can be applied to solve the DPSs optimization problem as well.

V. NUMERICAL RESULTS

We evaluate the impact of different parameters on the sum achievable rate. We assume that the Rician factor is $\varepsilon_i = 10$, the noise power is $\sigma_i^2 = 1$, and the transmission power is $\text{SNR} = p_i$, for $i = 1, \dots, K$. The main parameters for the GA are: $N_t = 100$, $N_s = 50$, $N_c = 50$, $N_e = 1$, $n_{max} = 10000$, $P_m = 0.1$, and $\varepsilon = 10^{-6}$. The other parameters are summarized in Table I, where the AOA and the AOD are randomly distributed within $[0, 2\pi)$, and the large-scale fading coefficients α_{ai} and α_{bi} are set according to [16].

In Fig. 2, we illustrate the sum achievable rate (10) versus the SNR obtained from the analytical expression in (11) and Monte-Carlo simulations from (9). Two quantization bits are assumed. A good analytical agreement with Monte-Carlo simulation results is obtained, which verifies the derivations. We observe that the sum achievable rate increases with the number of reflecting elements L , as expected.

Fig. 3 depicts the sum achievable rate versus the SNR, by assuming two quantization bits and comparing different optimization schemes. Compared with the scheme based on randomly chosen phase shifts, the proposed GA and exhaustive search methods can achieve higher sum achievable rate. It is interesting to observe that the proposed GA method has almost the same performance as the globally optimal solution obtained by using the exhaustive search method.

Fig. 4 shows the sum achievable rate versus B (the number of quantization) for the scenarios adopting DPSs. The sum achievable rate for the DPSs setup increases rapidly when B is small, while the curve gradually saturates when B is large.

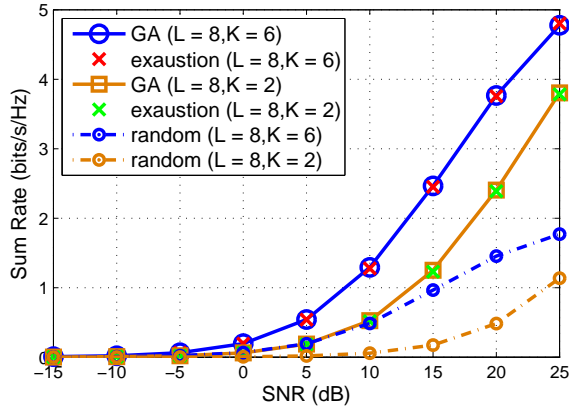


Fig. 3. Sum achievable rate versus SNR with $B = 2$ by various schemes.

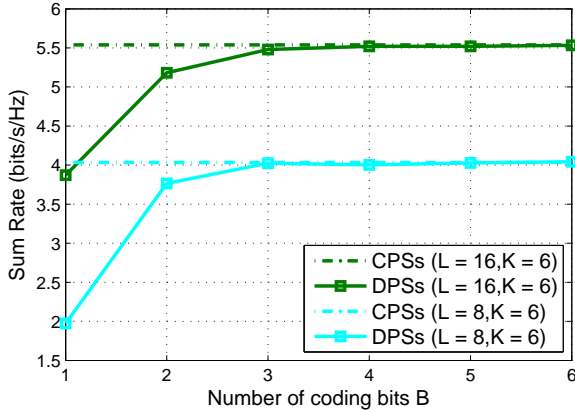


Fig. 4. Sum achievable rate versus B with SNR = 20 dB.

However, it is known that using a large number of quantization bits to control the phase shifts incurs high hardware cost and power consumption. The figure shows that three quantization bits can achieve a large portion of the sum achievable rate for the CPSs setup, which provides useful engineering design insights for RIS-aided systems.

Fig. 5 depicts the sum achievable rate versus the Rician factor, with two quantization bits and SNR = 20 dB. The figure shows that the sum achievable rate increases with the Rician factor. With the increase of the Rician factor, we can observe that the gaps of the sum rates between the random scheme and the proposed GA method converge to the fixed values. It is because with a large Rician factor, the channels are dominated by the LOS component.

VI. CONCLUSION

In this paper, we investigated RIS-aided communications for multiple pairs of users. We derived an approximate expression for the achievable rate. Based on the derived analytical framework, we developed a GA-based algorithm for optimizing the achievable sum achievable rate, which can be applied to CPS-based and DPS-based implementations. Simulation results verified the effectiveness of the proposed GA-based method.

REFERENCES

[1] M. D. Renzo *et al.*, "Smart radio environments empowered by reconfigurable intelligent surfaces: How it works, state of research, and

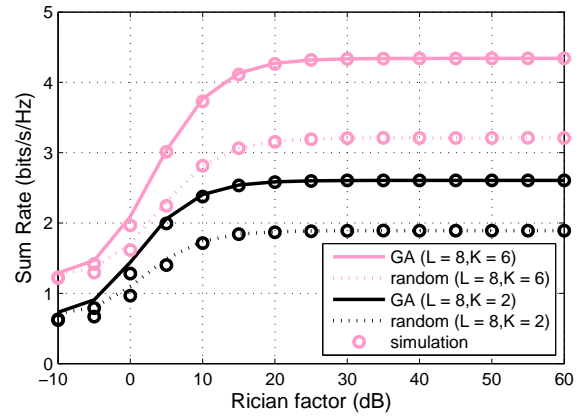


Fig. 5. Sum achievable rate versus Rician factor with $B = 2$ and SNR = 20 dB.

road ahead," *IEEE J. Sel. Areas Commun.*, early access, July 2020, doi:10.1109/JSAC.2020.3007211.

- [2] C. Huang, A. Zappone, G. C. Alexandropoulos, M. Debbah, and C. Yuen, "Reconfigurable intelligent surfaces for energy efficiency in wireless communication," *IEEE Trans. Wireless Commun.*, vol. 18, no. 8, pp. 4157–4170, Aug. 2019.
- [3] Q. Wu and R. Zhang, "Intelligent reflecting surface enhanced wireless network via joint active and passive beamforming," *IEEE Trans. Wireless Commun.*, vol. 18, no. 11, pp. 5394–5409, Nov. 2019.
- [4] C. Huang *et al.*, "Holographic MIMO surfaces for 6G wireless networks: Opportunities, Challenges, and Trends." [Online]. Available: <https://arxiv.org/abs/1911.12296v1>
- [5] M. Di Renzo *et al.*, "Smart radio environments empowered by reconfigurable AI meta-surfaces: An idea whose time has come," *EURASIP J. Wireless Commun. Netw.*, vol. 2019, p. 129, May 2019.
- [6] H. Shen, W. Xu, S. Gong, Z. He, and C. Zhao, "Secrecy rate maximization for intelligent reflecting surface assisted multi-antenna communications," *IEEE Commun. Lett.*, vol. 23, no. 9, pp. 1488–1492, Sep. 2019.
- [7] X. Yu, D. Xu, Y. Sun, D. W. K. Ng, and R. Schober, "Robust and secure wireless communications via intelligent reflecting surfaces." [Online]. Available: <https://arxiv.org/abs/1912.01497>
- [8] C. Pan, H. Ren, K. Wang, W. Xu, M. Elkashlan, A. Nallanathan, and L. Hanzo, "Multicell MIMO communications relying on intelligent reflecting surfaces," *IEEE Trans. Wireless Commun.*, early access, May 2020, doi:10.1109/TWC.2020.2990766.
- [9] Z. Peng, Z. Zhang, C. Pan, L. Li, and A. L. Swindlehurst, "Multiuser full-duplex two-way communications via intelligent reflecting surface." [Online]. Available: <https://arxiv.org/abs/2006.05147>
- [10] T. Bai, C. Pan, Y. Deng, M. Elkashlan, and L. Hanzo, "Latency minimization for intelligent reflecting surface aided mobile edge computing." [Online]. Available: <https://arxiv.org/abs/1910.07990>
- [11] C. Pan *et al.*, "Intelligent reflecting surface aided MIMO broadcasting for simultaneous wireless information and power transfer," *IEEE J. Sel. Areas Commun.*, early access, June 2020, doi:10.1109/JSAC.2020.3000802.
- [12] J. Xu, Y. Wang, W. Xu, S. Jin, H. Shen, and X. You, "On uplink performance of multiuser massive MIMO relay network with limited RF chains," *IEEE Trans. Veh. Technol.*, early access, June 2020, doi:10.1109/TVT.2020.2999345.
- [13] W. Xu, J. Liu, S. Jin, and X. Dong, "Spectral and energy efficiency of multi-pair massive MIMO relay network with hybrid processing," *IEEE Trans. Commun.*, vol. 65, no. 9, pp. 3794–3809, Sep. 2017.
- [14] M. Di Renzo *et al.*, "Reconfigurable intelligent surfaces vs. relaying: Differences, similarities, and performance comparison." [Online]. Available: <https://arxiv.org/abs/1908.08747>
- [15] C. Guo, Y. Cui, F. Yang, and L. Ding, "Outage probability analysis and minimization in intelligent reflecting surface-assisted MISO systems," *IEEE Commun. Lett.*, early access, Feb. 2020, doi:10.1109/LCOMM.2020.2975182.
- [16] Q. Zhang, S. Jin, K.-K. Wong, H. Zhu, and M. Matthaiou, "Power scaling of uplink massive MIMO systems with arbitrary-rank channel means," *IEEE J. Sel. Topics Signal Process.*, vol. 8, no. 5, pp. 966–981, Oct. 2014.
- [17] Z. Ye, C. Pan, H. Zhu, and J. Wang, "Tradeoff caching strategy of the

outage probability and fronthaul usage in a cloud-RAN," *IEEE Trans. Veh. Technol.*, vol. 67, no. 7, pp. 6383–6397, Jan. 2018.