



HAL
open science

In Situ exploration of the giant planets

O. Mousis, D. Atkinson, R. Ambrosi, S. Atreya, D. Banfield, S. Barabash, M. Blanc, T. Cavalié, A. Coustenis, M. Deleuil, et al.

► **To cite this version:**

O. Mousis, D. Atkinson, R. Ambrosi, S. Atreya, D. Banfield, et al.. In Situ exploration of the giant planets. *Experimental Astronomy*, 2021, 10.1007/s10686-021-09775-z . hal-03358205

HAL Id: hal-03358205

<https://hal.science/hal-03358205v1>

Submitted on 5 Oct 2021

HAL is a multi-disciplinary open access archive for the deposit and dissemination of scientific research documents, whether they are published or not. The documents may come from teaching and research institutions in France or abroad, or from public or private research centers.

L'archive ouverte pluridisciplinaire **HAL**, est destinée au dépôt et à la diffusion de documents scientifiques de niveau recherche, publiés ou non, émanant des établissements d'enseignement et de recherche français ou étrangers, des laboratoires publics ou privés.



In Situ exploration of the giant planets

O. Mosis¹ · D. H. Atkinson² · R. Ambrosi³ · S. Atreya⁴ · D. Banfield⁵ ·
 S. Barabash⁶ · M. Blanc⁷ · T. Cavalié^{8,9} · A. Coustenis⁹ · M. Deleuil¹ · G. Durry¹⁰ ·
 F. Ferri¹¹ · L. N. Fletcher¹² · T. Fouchet⁹ · T. Guillot¹³ · P. Hartogh¹⁴ · R. Hueso¹⁵ ·
 M. Hofstadter² · J.-P. Lebreton¹⁶ · K. E. Mandt¹⁷ · H. Rauer^{18,19} · P. Rannou¹⁰ ·
 J.-B. Renard¹⁶ · A. Sánchez-Lavega¹⁵ · K. M. Sayanagi²⁰ · A. A. Simon²¹ ·
 T. Spilker²² · E. Venkatapathy²³ · J. H. Waite²⁴ · P. Wurz²⁵

Q1

Received: 30 July 2020 / Accepted: 23 June 2021

© The Author(s) 2021

Abstract

Remote sensing observations suffer significant limitations when used to study the bulk atmospheric composition of the giant planets of our Solar System. This impacts our knowledge of the formation of these planets and the physics of their atmospheres. A remarkable example of the superiority of in situ probe measurements was illustrated by the exploration of Jupiter, where key measurements such as the determination of the noble gases' abundances and the precise measurement of the helium mixing ratio were only made available through in situ measurements by the Galileo probe. Here we describe the main scientific goals to be addressed by the future in situ exploration of Saturn, Uranus, and Neptune, placing the Galileo probe exploration of Jupiter in a broader context. An atmospheric entry probe targeting the 10-bar level would yield insight into two broad themes: i) the formation history of the giant planets and that of the Solar System, and ii) the processes at play in planetary atmospheres. The probe would descend under parachute to measure composition, structure, and dynamics, with data returned to Earth using a Carrier Relay Spacecraft as a relay station. An atmospheric probe could represent a significant ESA contribution to a future NASA New Frontiers or flagship mission to be launched toward Saturn, Uranus, and/or Neptune.

Keywords Entry probes · Giant planets · Formation · Composition · Atmospheres

✉ O. Mosis
 olivier.mosis@lam.fr

¹ CNRS, CNES, LAM, Aix Marseille University, Marseille, France

² Jet Propulsion Laboratory, California Institute of Technology, 4800 Oak Grove Dr., Pasadena, CA, 91109, USA

Q2

Extended author information available on the last page of the article.

27 1 Context

28 1.1 Why In Situ measurements in giant planets?

29 Giant planets contain most of the mass and the angular momentum of our planetary
30 system and must have played a significant role in shaping its large scale architec-
31 ture and evolution, including that of the smaller, inner worlds [1]. Furthermore, the
32 formation of the giant planets affected the timing and efficiency of volatile delivery
33 to the Earth and other terrestrial planets [2]. Therefore, understanding giant planet
34 formation is essential for understanding the origin and evolution of the Earth and
35 other potentially habitable environments throughout our Solar System. The origin of
36 the giant planets, their influence on planetary system architectures, and the plethora
37 of physical and chemical processes at work within their atmospheres make them
38 crucial destinations for future exploration. Since Jupiter and Saturn have massive
39 envelopes essentially composed of hydrogen and helium and (possibly) a relatively
40 small core, they are called gas giants. Uranus and Neptune also contain hydrogen and
41 helium atmospheres but, unlike Jupiter and Saturn, their H_2 and He mass fractions
42 are smaller (5–20%). They are called ice giants because their density is consistent
43 with the presence of a significant fraction of ices/rocks in their interiors. Despite
44 this apparent grouping into two classes of giant planets, the four giant planets likely
45 exist on a continuum, each a product of the particular characteristics of their forma-
46 tion environment. *Comparative planetology of the four giants in the Solar System*
47 is therefore essential to reveal the potential formational, migrational, and evolutionary
48 processes at work during the early evolution of the early solar nebula. As discussed
49 below, *in situ* exploration of the four giants is the means to address this theme.

50 Much of our understanding of the origin and evolution of the outer planets comes
51 from remote sensing by necessity. However, *the efficiency of this technique has lim-*
52 *itations when used to study the bulk atmospheric composition that is crucial to the*
53 *understanding of planetary origin*, primarily due to degeneracies between the effects
54 of temperatures, clouds and abundances on the emergent spectra, but also due to
55 the limited vertical resolution. In addition, many of the most abundant elements are
56 locked away in a condensed phase in the upper troposphere, hiding the main volatile
57 reservoir from the reaches of remote sensing. It is only by penetrating below the “vis-
58 ible” weather layer that we can sample the deeper troposphere where those elements
59 are well mixed. A remarkable example of the superiority of *in situ* probe measure-
60 ments is illustrated by the exploration of Jupiter, where key measurements such as
61 the determination of the abundances of noble gases and the precise measurement of
62 the helium mixing ratio have only been possible through *in situ* measurements by the
63 Galileo probe [3].

64 The Galileo probe measurements provided new insights into the formation of the
65 Solar System. For instance, they revealed the unexpected enrichments of Ar, Kr, and
66 Xe with respect to their solar abundances (see Fig. 1), which suggested that the planet
67 accreted icy planetesimals formed at temperatures possibly below ~ 50 K to enable
68 the trapping of these noble gases. Another remarkable result was the determination of
69 the Jovian helium abundance using a dedicated instrument aboard the Galileo probe
70 [5] with an accuracy of 2%. Such an accuracy on the He/ H_2 ratio is impossible to

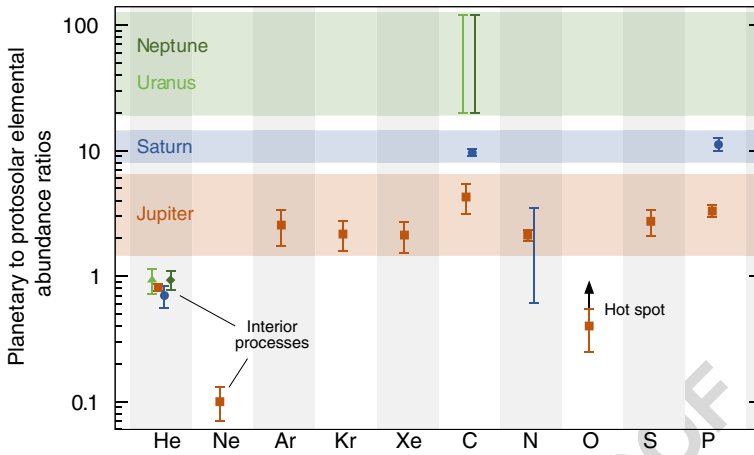


Fig. 1 Enrichment factors (with respect to the protosolar value) of noble gases and heavy elements measured in Jupiter, Saturn, Uranus, and Neptune. Error bars, central values and planets share the same color codes (see [4] for references). [Reprinted from Planetary and Space Science, 155, Mousis, O., et al., Scientific rationale for Uranus and Neptune in situ explorations, pages 12–40, June 2018, with permission from Elsevier]

derive from remote sensing, irrespective of the giant planet being considered, and yet precise knowledge of this ratio is crucial for the understanding of giant planet interiors and thermal evolution. The Voyager mission has already shown that these ratios are far from being identical in the gas and icy giants, which presumably result from different thermal histories and internal processes at work. Another important result obtained by the mass spectrometer onboard the Galileo probe was the determination of the $^{14}\text{N}/^{15}\text{N}$ ratio, which suggested that nitrogen present in Jupiter today originated from the solar nebula essentially in the form of N_2 [6]. The Galileo science payload unfortunately could not probe to pressure levels deeper than 22 bar, precluding the determination of the H_2O abundance at levels representative of the bulk oxygen enrichment of the planet. Furthermore, the probe descended into a region depleted in volatiles and gases by unusual “hot spot” meteorology [7, 8], and therefore its measurements are unlikely to represent the bulk planetary composition. Nevertheless, the Galileo probe measurements were a giant step forward in our understanding of Jupiter. However, with only a single example of a giant planet measurement, one must wonder to what extent from the measured pattern of elemental and isotopic enrichments, the chemical inventory and formation processes at work in our Solar System are truly understood. *In situ* exploration of giant planets is the only way to firmly characterize their composition. In this context, one or several entry probes sent to the atmosphere of any of the other giant planets of our Solar System is the next natural step beyond Galileo’s *in situ* exploration of Jupiter, the remote investigation of its interior and gravity field by the Juno mission, and the Cassini spacecraft’s orbital reconnaissance of Saturn.

In situ exploration of Saturn, Uranus or Neptune’s atmospheres addresses two broad themes. First, the formation history of our Solar System and second, the processes at play in planetary atmospheres. Both of these themes are discussed

97 throughout this White Paper, which was submitted to ESA in response to the Voyage
98 2050 Call. Both themes have relevance far beyond the leap in understanding gained
99 about an individual giant planet: the stochastic and positional variances produced
100 within the solar nebula, the depth of the zonal winds, the propagation of atmo-
101 spheric waves, the formation of clouds and hazes and disequilibrium processes of
102 photochemistry and vertical mixing are common to all planetary atmospheres, from
103 terrestrial planets to gas and ice giants and from brown dwarfs to hot exoplanets.

104 **1.2 Entry probes in the voyage 2050 programme**

105 The *in situ* exploration of Saturn, Uranus, and/or Neptune fits perfectly within the
106 ambitious scope of the ESA Voyage 2050 Programme. A Saturn entry probe pro-
107 posal has already been submitted to the ESA M4 and M5 calls in 2015 and 2016,
108 respectively. Experience from these submissions shows that the development of entry
109 probes match well the envelope allocated to ESA M-class missions provided that the
110 carrier is provided by another space agency. Selection for phase A failed during the
111 M4 and M5 evaluations because of the lack of availability of a NASA carrier at the
112 envisaged launch epoch. An ideal combination would be a partnership between ESA
113 and NASA in which ESA provides an entry probe as an important element of a more
114 encompassing NASA New Frontiers or Flagship mission toward Saturn, Uranus, or
115 Neptune. A joint NASA-ESA Ice Giant Study Science Definition Team (SDT) has
116 been set in 2016-2017 to investigate the best mission scenarios dedicated to the explo-
117 ration of Uranus and Neptune in terms of science return [9]. The conclusions of the
118 study outline the high priority of sending an orbiter and atmospheric probe to at least
119 one of the ice giants. The mission architectures assessed by the 2017 NASA SDT
120 showed that 2030–34 were the optimal launch windows for Uranus, but it would be
121 even earlier (2029–30) for Neptune, depending on the use of Jupiter for a gravity
122 assist. An internal ESA-led study at the end of 2018 (ESA M* Ice Giant CDF study
123 1) shows that the technology is available in Europe to provide a probe to NASA¹
124 in the framework of a joint mission. Apart from the DragonFly mission dedicated to the
125 exploration of Titan and recently selected by NASA for launch in 2026, future New
126 Frontiers proposals could also be devoted to the *in situ* exploration of Saturn [10].
127 The selection of such proposals could create an ideal context for ESA to contribute
128 an entry probe to NASA. Under those circumstances, the dropping of one or several
129 probes could be envisaged in the atmosphere of Saturn.

130 **2 Science themes**

131 **2.1 Elemental and isotopic composition as a window on the giant planets formation**

132 The giant planets in the Solar System formed 4.55 Gyr ago from the same material
133 that engendered the Sun and the entire Solar System. Protoplanetary discs, composed

¹<http://sci.esa.int/future-missions-department/61307-cdf-study-report-ice-giants/>

of gas and dust, are almost ubiquitous when stars form, but their typical lifetimes do not exceed a few million years. This implies that the gas giants Jupiter and Saturn had to form rapidly to capture their hydrogen and helium envelopes, more rapidly than the tens of millions of years needed for terrestrial planets to reach their present masses [11–13]. Due to formation at fairly large radial distances from the Sun, where the solid surface density is low, the ice giants Uranus and Neptune had longer formation timescales (slow growth rates) and did not manage to capture large amounts of hydrogen and helium before the disc gas dissipated [14, 15]. As a result, the masses of their gaseous envelopes are small compared to their ice/rock cores. A comparative study of the properties of these giant planets thus gives information on spatial gradients in the physical and chemical properties of the solar nebula as well as on stochastic effects that led to the formation of the Solar System. Data on the composition and structure of the giant planets, which hold more than 95% of the mass of the Solar System outside of the Sun, remain scarce, despite the importance of such knowledge. The formation of giant planets is now largely thought to have taken place via the *core accretion model* in which a dense core is first formed by accretion and the hydrogen-helium envelope is captured after a critical mass is reached [11, 16]. When the possibility of planet migration is included [17, 18], such a model may be able to explain the orbital properties of exoplanets, although lots of unresolved issues remain [19, 20]. An alternative giant planets formation scenario is also the *gravitational instability model* [21, 22], in which the giant planets form from the direct contraction of a gas clump resulting from local gravitational instability in the disc.

In the following, we briefly review the interior models, as well as the chemical and isotopic compositions of the four giants of our Solar System. We also investigate the enrichment patterns that could be derived from *in situ* measurements by entry probes in the giant planets atmospheres to derive hints on their formation conditions. We finally summarize the key observables accessible to an atmospheric probe to address the scientific issues to the formation and evolution of the giant planets.

2.1.1 Interior models

Interior models for the present state of the planets serve as a link between the formation scenarios outlined above and observations. Notably, recent interior models of Jupiter that fit the gravity data observed by NASA's current Juno spacecraft are consistent with a deep interior that is highly enriched in heavy elements up to about 60% of the planet's radius. Comparison of such interior models to models of Jupiter's formation and evolution implies that the deep interior still retains a memory of the infall of planetesimals at the time of formation [23]. In that scenario, accretion of heavy elements into the growing envelope led to persistent compositional gradients that are still inhibiting efficient convection and mixing. However, Jupiter interior models greatly differ in the predicted amount of heavy elements in the atmosphere, which is accessible to observations. Predictions range from less than $1 \times$ solar [24] over $1\text{--}2 \times$ solar [25] to $\sim 6 \times$ solar [23]. These differences are mostly due to uncertainties in the H/He Equation of State (EOS) and can be compared with the atmospheric abundances of elements measured in giant planets atmospheres provided they are representative of

177 the bulk envelope. Such comparisons are highly valuable for constraining formation
178 models and for a better understanding of the interplay between the H/He EOS and
179 the structure of gaseous planets. In the case of Jupiter, at minimum the heavy noble
180 gas abundances measured by the Galileo probe serve that purpose. NASA's Juno mis-
181 sion currently tries to obtain the H₂O abundance. However, the microwave spectra
182 are highly influenced by the NH₃ abundances rendering the quantitative assessment
183 through remote sensing difficult. Bulk heavy element masses in Jupiter are estimated
184 to range from $\sim 25 M_{\oplus}$ [24] to over $\sim 32 M_{\oplus}$ [25] up to $40 M_{\oplus}$ [23].

185 In the case of Saturn, the mass of heavy elements can vary between 0 and ~ 7
186 M_{\oplus} in the envelope, and between 5 and $20 M_{\oplus}$ in the core [26]. Similar to Jupiter,
187 potential compositional inhomogeneities in Saturn could be the outcome of the for-
188 mation process [11] and/or the erosion of a primordial core that could mix with the
189 surrounding metallic hydrogen [27, 28]. In addition, it is possible that double dif-
190 fusive convection occurs in the interior of Saturn [29, 30]. If a molecular weight
191 gradient is maintained throughout the planetary envelope, double-diffusive convec-
192 tion would take place, and the thermal structure would be very different from the one
193 that is generally assumed using adiabatic models, with much higher center tempera-
194 tures and a larger fraction of heavy elements. In this case, the planetary composition
195 can vary substantially with depth and therefore, a measured composition of the enve-
196 lope would not represent the overall composition. While standard interior models of
197 Saturn assumed three layers and similar constraints in terms of the helium to hydro-
198 gen ratio, they can differ in the assumption on the distribution of heavy elements
199 within the planetary envelope: homogeneous distribution of heavy elements apart
200 from helium, which is depleted in the outer envelope due to helium rain [26, 31] or
201 interior structure models allowing the abundance of heavy elements to be discontin-
202 uous between the molecular and the metallic envelope [32, 33]. At present, it is not
203 clear whether there should be a discontinuity in the composition of heavy elements,
204 and this question remains open.

205 Because of the scarcity of data, the interiors of Uranus and Neptune are even
206 less constrained. Improved gravity field data derived from long-term observations
207 of the planets' satellite motions suggests however that Uranus and Neptune could
208 have different distributions of heavy elements [33]. These authors estimate that the
209 bulk masses of heavy elements are $\sim 12.5 M_{\oplus}$ for Uranus and $\sim 14 M_{\oplus}$ for Neptune.
210 They also find that Uranus would have an outer envelope with a few times the solar
211 metallicity which transitions to a heavily enriched ($\sim 90\%$ of the mass in heavy ele-
212 ments) inner envelope at 0.9 planet's radius. In the case of Neptune, this transition
213 is found to occur deeper inside at 0.6 planet's radius and accompanied with a more
214 moderate increase in metallicity. Direct access to heavy materials within giant planet
215 cores to constrain these models is impossible, so we must use the composition of the
216 well-mixed troposphere to infer the properties of the deep interiors. It is difficult for
217 remote sounding to provide the necessary information because of a lack of sensitivity
218 to the atmospheric compositions beneath the cloudy, turbulent, and chaotic weather
219 layer. These questions must be addressed by *in situ* exploration, even if the NASA
220 Juno mission is successful in addressing some of them remotely at Jupiter.

2.1.2 Giant planets composition

221

The abundances of most significant volatiles measured at Jupiter, Saturn, Uranus, and Neptune are summarized in Tables 1 and 2. The composition of giant planets is diagnostic of their formation and evolution history. Measuring their heavy element, noble gas, and isotope abundances reveals the physico-chemical conditions and processes that led to formation of the planetesimals that eventually fed the forming planets [3, 34, 35]. Heavy element abundances can be derived through a variety of remote sensing techniques such as spectroscopy. However, the most significant step forward regarding our knowledge of giant planet internal composition was achieved with the *in situ* descent of the Galileo probe into the atmosphere of Jupiter [5, 36–41]. The various experiments enabled the determination of the He/H₂ ratio with a relative accuracy of 2% [5], of several heavy element abundances and of noble gases abundances [8, 41, 42]. These measurements have paved the way to a better understanding of Jupiter's formation and evolution. For example, neon in Jupiter's atmospheres has been found to be the most strongly depleted element. Its depletion, in contrast to the measured enrichments in Ar, Kr, Xe, is attributed to the helium rain in Jupiter [43]. It would be very valuable to have measurements of the heavy noble gases in any other giant planet. For Saturn, we would expect a similarly strong depletion in neon as in Jupiter as a result of deep atmospheric helium rain whereas in Uranus and Neptune depletion in He and Ne is not expected. This is because their deep interiors are mostly made of ices, implying that He is rare there and does not rain out. *In situ* measurements in all of these planets atmospheres would thus allow us to test these

222
223
224
225
226
227
228
229
230
231
232
233
234
235
236
237
238
239
240
241
242

Table 1 Elemental abundances in Jupiter, Saturn, Uranus, and Neptune, as derived from upper tropospheric composition

Elements	Jupiter	Saturn	Uranus	Neptune
He/H ⁽¹⁾	$(7.85 \pm 0.16) \times 10^{-2}$	$(6.75 \pm 1.25) \times 10^{-2}$	$(8.88 \pm 2.00) \times 10^{-2}$	$(8.96 \pm 1.46) \times 10^{-2}$
Ne/H ⁽²⁾	$(1.240 \pm 0.014) \times 10^{-5}$	–	–	–
Ar/H ⁽³⁾	$(9.10 \pm 1.80) \times 10^{-6}$	–	–	–
Kr/H ⁽⁴⁾	$(4.65 \pm 0.85) \times 10^{-9}$	–	–	–
Xe/H ⁽⁵⁾	$(4.45 \pm 0.85) \times 10^{-10}$	–	–	–
C/H ⁽⁶⁾	$(1.19 \pm 0.29) \times 10^{-3}$	$(2.65 \pm 0.10) \times 10^{-3}$	$(0.6–3.2) \times 10^{-2}$	$(0.6–3.2)v \times 10^{-2}$
N/H ⁽⁷⁾	$(3.32 \pm 1.27) \times 10^{-4}$	$(0.50–2.85) \times 10^{-4}$	–	–
O/H ⁽⁸⁾	$(2.45 \pm 0.80) \times 10^{-4}$	–	–	–
S/H ⁽⁹⁾	$(4.45 \pm 1.05) \times 10^{-5}$	–	$(5–12.5)v \times 10^{-6}$	$(2.0–6.5) \times 10^{-6}$
P/H ⁽¹⁰⁾	$(1.08 \pm 0.06) \times 10^{-6}$	$(3.64 \pm 0.24) \times 10^{-6}$	–	–

⁽¹⁾ [5, 41] for Jupiter, [50, 59] for Saturn, [60] for Uranus and [61] for Neptune. We only consider the higher value of the uncertainty on He in the case of Neptune. ^(2–5) [62] for Jupiter. ⁽⁶⁾ [8] for Jupiter, [55] for Saturn, [63–66] for Uranus, [64, 67, 68] for Neptune. ⁽⁷⁾ [8] for Jupiter, [69] for Saturn (N/H range derived from the observed range of 90–500 ppm of NH₃). ⁽⁸⁾ [8] for Jupiter (probably a lower limit, not representative of the bulk O/H). ⁽⁹⁾ [8] for Jupiter, lower limits for Uranus [70] and Neptune [71]. ⁽¹⁰⁾ [56] for Jupiter and Saturn

Table 2 Ratios to protosolar values in the upper tropospheres of Jupiter, Saturn, Uranus, and Neptune

Elements	Jupiter/Protosolar	Saturn/Protosolar	Uranus/Protosolar	Neptune/Protosolar
He/H	0.81 ± 0.05	0.70 ± 0.14	0.93 ± 0.21	0.93 ± 0.16
Ne/H	0.10 ± 0.03	–	–	–
Ar/H	2.55 ± 0.83	–	–	–
Kr/H	2.16 ± 0.59	–	–	–
Xe/H	2.12 ± 0.59	–	–	–
C/H	4.27 ± 1.13	9.61 ± 0.59	~20 – 120	~20 – 120
N/H	4.06 ± 2.02	0.61 – 3.48	–	–
O/H	0.40 ± 0.15 (hotspot)	–	–	–
S/H	2.73 ± 0.65	–	0.32 - 0.80	0.13 - 0.42
P/H	3.30 ± 0.37	11.17 ± 1.31	–	–

Error is defined as $(\Delta E/E)^2 = (\Delta X/X_{\text{planet}})^2 + (\Delta X/X_{\text{Protosun}})^2$. The ratios only refer to the levels where abundance measurements have been performed, i.e. in the upper tropospheres and are not automatically representative of deep interior enrichments. This is especially true if the deep interior contains a significant fraction of another element (e.g. oxygen in Uranus and Neptune, according to models). Moreover, the helium value was computed for pure H₂/He mixtures (i.e. the upper tropospheric CH₄ has not been accounted for), because CH₄ is condensed at 1 bar where He is measured. Protosolar abundances are taken from [72]

243 assumptions and to offer a diagnostic tool of the behavior of H/He at high pressures
 244 in giant planets. The uniform enrichment observed in the Galileo probe data (see
 245 Fig. 1) tends to favor a *core accretion* scenario for Jupiter (e.g. [12, 44]), even if the
 246 gravitational capture of planetesimals by the proto-Jupiter formed via *gravitational*
 247 *instability* may also explain the observed enrichments [45]. On the other hand, the
 248 condensation processes that formed the protoplanetary ices remain uncertain, because
 249 the Galileo probe failed to measure the deep abundance of oxygen by diving into a
 250 dry area of Jupiter [46]. Achieving this measurement by means of remote radio obser-
 251 vations is one of the key and most challenging goals of the Juno mission [47, 48],
 252 currently in orbit around Jupiter. At Saturn, the data on composition are scarcer (see
 253 Fig. 1) and have mostly resulted from Voyager 2 measurements and intense obser-
 254 vation campaigns with the Cassini orbiter. The He abundance is highly uncertain
 255 [49–51], and only the abundances of N, C, and P, have been quantified [52–56]. This
 256 scarcity of essential data is the main motivation for sending an atmospheric probe to
 257 Saturn and was the core of several mission proposals submitted to ESA and NASA
 258 calls over the last decade [57–59]. Uranus and Neptune are the most distant planets
 259 in our Solar System. Their apparent size in the sky is roughly a factor of 10 smaller
 260 than Jupiter and Saturn, which makes telescopic observations from Earth much more
 261 challenging in terms of detectability. This distance factor is probably also the reason
 262 why space agencies have not yet sent any new flyby or orbiter mission to either of
 263 these planets since Voyager 2. As a consequence, the knowledge of their bulk com-
 264 position is dramatically poor (see Fig. 1), resulting in a very limited understanding of

their formation and evolution. Improving this situation needs ground-truth measurements that can only be carried out in these distant planets by an atmospheric probe, similarly to the Galileo probe at Jupiter. 265
266
267

2.1.3 Isotopic measurements 268

Table 3 represents the isotopic ratio measurements realized in the atmospheres of the four giant planets of our Solar System. The case of D/H is interesting and would deserve further measurements with smaller errors. Because deuterium is destroyed in stellar interiors and transformed into ^3He , the D/H value presently measured in Jupiter's atmosphere is estimated to be larger by some 5–10% than the protosolar value. This slight enrichment would have resulted from a mixing of nebular gas with deuterium-rich ices during the planet's formation. For Saturn, the contribution of deuterium-rich ices in the present D/H ratio could be higher (25–40%). The deuterium enrichment as measured by [73] in Uranus and Neptune has been found to be very similar between the two planets, and its supersolar value also suggests that significant mixing occurred between the protosolar H_2 and the H_2O ice accreted by the planets. Assuming that the D/H ratio in H_2O ice accreted by Uranus and Neptune is cometary ($1.5\text{--}3 \times 10^{-4}$), [73] found that 68–86% of the heavy component consists of rock and 14–32% is made of ice, values suggesting that both planets are more rocky than icy, assuming that the planets have been fully mixed. Alternatively, based on these observations, [74] suggested that, if Uranus and Neptune formed at the carbon monoxide line in the protosolar nebula (PSN), then the heavy elements accreted by the two planets would mostly consist of a mixture of CO and H_2O ices, with CO being by far the dominant species. This scenario assumes that the accreted 269
270
271
272
273
274
275
276
277
278
279
280
281
282
283
284
285
286
287

Table 3 Isotopic ratios measured in Jupiter, Saturn, Uranus, and Neptune

Isotopic ratio	Jupiter	Saturn	Uranus	Neptune
D/H (in H_2) ⁽¹⁾	$(2.60 \pm 0.7) \times 10^{-5}$	$1.70^{+0.75}_{-0.45} \times 10^{-5}$	$(4.4 \pm 0.4) \times 10^{-5}$	$(4.1 \pm 0.4) \times 10^{-5}$
$^3\text{He}/^4\text{He}$ ⁽²⁾	$(1.66 \pm 0.05) \times 10^{-4}$	–	–	–
$^{12}\text{C}/^{13}\text{C}$ (in CH_4) ⁽³⁾	$92.6^{+4.5}_{-4.1}$	$91.8^{+8.4}_{-7.8}$	–	–
$^{14}\text{N}/^{15}\text{N}$ (in NH_3) ⁽⁴⁾	434.8^{+65}_{-50}	> 357	–	–
$^{20}\text{Ne}/^{22}\text{Ne}$ ⁽⁵⁾	13 ± 2	–	–	–
$^{36}\text{Ar}/^{38}\text{Ar}$ ⁽⁶⁾	5.6 ± 0.25	–	–	–
$^{136}\text{Xe}/\text{total Xe}$ ⁽⁷⁾	0.076 ± 0.009	–	–	–
$^{134}\text{Xe}/\text{total Xe}$ ⁽⁸⁾	0.091 ± 0.007	–	–	–
$^{132}\text{Xe}/\text{total Xe}$ ⁽⁹⁾	0.290 ± 0.020	–	–	–
$^{131}\text{Xe}/\text{total Xe}$ ⁽¹⁰⁾	0.203 ± 0.018	–	–	–
$^{130}\text{Xe}/\text{total Xe}$ ⁽¹¹⁾	0.038 ± 0.005	–	–	–
$^{129}\text{Xe}/\text{total Xe}$ ⁽¹²⁾	0.285 ± 0.021	–	–	–
$^{128}\text{Xe}/\text{total Xe}$ ⁽¹³⁾	0.018 ± 0.002	–	–	–

⁽¹⁾ [85] for Jupiter, [86] for Saturn, [73] for Uranus and Neptune. ⁽²⁾ [85] for Jupiter. ⁽³⁾ [41] for Jupiter, [55] for Saturn. ⁽⁴⁾ [8] for Jupiter, [78] for Saturn. ^(5–13) [62] for Jupiter

288 H₂O ice presents a cometary D/H and allows the two planets to remain ice-rich and
289 O-rich while providing D/H ratios consistent with the observations. Deeper sound-
290 ing of Saturn, Uranus, and Neptune's atmospheres with an atmospheric probe, should
291 allow investigating the possibility of isotopic fractionation with depth. The measure-
292 ment of the D/H ratio in Saturn, Uranus, and Neptune should be complemented by a
293 precise determination of ³He/⁴He in their atmospheres to provide further constraints
294 on the protosolar D/H ratio, which remains relatively uncertain. The protosolar D/H
295 ratio is derived from ³He/⁴He measurements in the solar wind corrected for changes
296 that occurred in the solar corona and chromosphere subsequent to the Sun's evo-
297 lution, and to which the primordial ³He/⁴He is subtracted [75]. This latter value is
298 currently derived from the ratio observed in meteorites or in Jupiter's atmosphere.
299 The measurement of ³He/⁴He in Uranus and/or Neptune atmospheres would there-
300 fore complement the Jupiter value and the scientific impact of the protosolar D/H
301 derivation.

302 The ¹⁴N/¹⁵N ratio presents large variations in the different planetary bodies in
303 which it has been measured and, consequently, remains difficult to interpret. The
304 analysis of Genesis solar wind samples [76] suggests a ¹⁴N/¹⁵N ratio of 441 ± 5 ,
305 which agrees with the remote sensing [77] and *in situ* [8] measurements made in
306 Jupiter's atmospheric ammonia, and the lower limit derived from ground-based mid-
307 infrared observations of Saturn's ammonia absorption features [78]. The two ¹⁴N/¹⁵N
308 measurements made in Jupiter and Saturn suggest that primordial N₂ was probably
309 the main reservoir of the present NH₃ in their atmospheres [6, 57, 79]. On the other
310 hand, Uranus and Neptune are mostly made of solids (rocks and ices) [44] that may
311 share the same composition as comets. N₂/CO has been found strongly depleted in
312 comet 67P/Churyumov-Gerasimenko [80], i.e. by a factor of ~ 25.4 compared to the
313 value derived from protosolar N and C abundances. This confirms the fact that N₂ is
314 a minor nitrogen reservoir compared to NH₃ and HCN in this body [81], and proba-
315 bly also in other comets [82]. In addition, ¹⁴N/¹⁵N has been measured to be 127 ± 32
316 and 148 ± 6 in cometary NH₃ and HCN respectively [83, 84]. Assuming that Uranus
317 and Neptune have been accreted from the same building blocks as those of comets,
318 then one may expect a ¹⁴N/¹⁵N ratio in these two planets close to cometary values,
319 and thus quite different from the Jupiter and Saturn values. Measuring ¹⁴N/¹⁵N in
320 the atmospheres of Uranus and Neptune would provide insights about the origin of
321 the primordial nitrogen reservoir in these planets. Moreover, measuring this ratio in
322 different species would enable us to constrain the relative importance of the chem-
323 istry induced by galactic cosmic rays and magnetospheric electrons (see [87] for an
324 example in Titan).

325 The isotopic measurements of carbon, oxygen, and noble gas (Ne, Ar, Kr, and Xe)
326 isotopic ratios should be representative of their primordial values. For instance, only
327 little variations are observed for the ¹²C/¹³C ratio in the Solar System irrespective of
328 the body and molecule in which it has been measured. Table 3 shows that both ratios
329 measured in the atmospheres of Jupiter and Saturn are consistent with the terrestrial
330 value of 89. A new *in situ* measurement of this ratio in Uranus and/or Neptune should
331 be useful to confirm whether their carbon isotopic ratio is also telluric.

332 The oxygen isotopic ratios also constitute interesting measurements to be made
333 in Uranus' and Neptune's atmospheres. The terrestrial ¹⁶O/¹⁸O and ¹⁶O/¹⁷O isotopic

ratios are 499 and 2632, respectively [88]. At the high accuracy levels achievable with meteoritic analysis, these ratios present some small variations (expressed in δ units, which are deviations in part per thousand). Measurements performed in comets, far less accurate, match the terrestrial $^{16}\text{O}/^{18}\text{O}$ value. The $^{16}\text{O}/^{18}\text{O}$ ratio has been found to be ~ 380 in Titan's atmosphere from Herschel SPIRE observations but this value may be due to some fractionation process. On the other hand, [92] found values consistent with the terrestrial ratios in CO with ALMA. The only $^{16}\text{O}/^{18}\text{O}$ measurement made so far in a giant planet was obtained from ground-based infrared observations in Jupiter's atmosphere and had a too large uncertainty to be interpreted in terms of 1–3 times the terrestrial value [93].

2.1.4 Formation models and enrichment patterns in giant planets

Direct or indirect measurements of the volatile abundances in the atmospheres of Saturn, Uranus, and Neptune are key for deciphering their formation conditions in the PSN. In what follows, we present the various models and their predictions regarding enrichments in the giants. Figure 2 summarizes the predictions of the various models in the cases of Uranus and Neptune.

- *Gravitational Instability Model.* This formation scenario is associated with the photoevaporation of the giant planets envelopes by a nearby OB star and settling

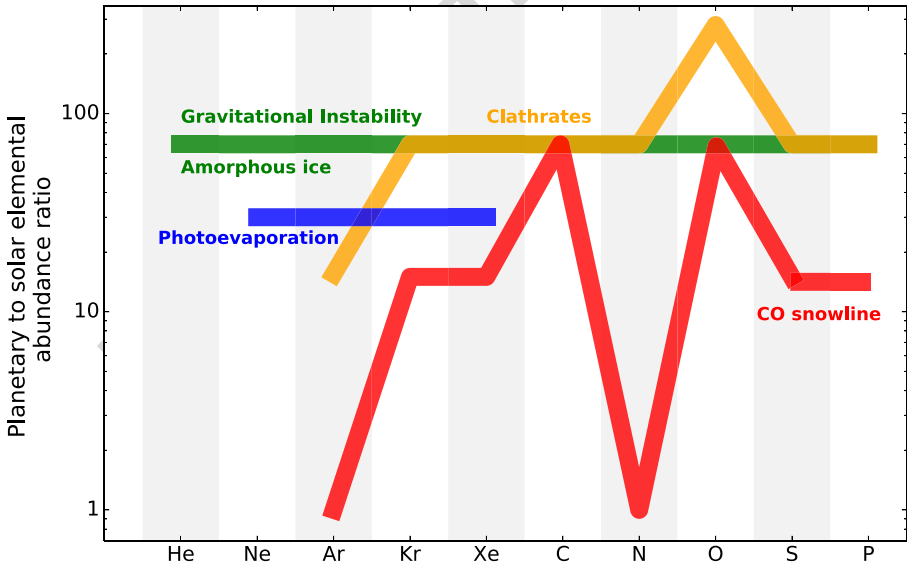


Fig. 2 Qualitative differences between the enrichments in volatiles predicted in Uranus and Neptune predicted by the different formation scenarios (calibrations based on the carbon determination). The resulting enrichments for the different volatiles are shown in green (gravitational instability model and amorphous ice), orange (clathrates), blue (photoevaporation), and red (CO snowline). [Reprinted from Planetary and Space Science, 155, Mousis, O., et al., Scientific rationale for Uranus and Neptune in situ explorations, pages 12–40, June 2018, with permission from Elsevier]

- 352 of dust grains prior to mass loss [94]. It implies that O, C, N, S, Ar, Kr, and
353 Xe elements should all be enriched by a similar factor relative to their protoso-
354 lar abundances in the envelopes, assuming mixing is efficient. Despite the fact
355 that interior models predict that a metallicity gradient may increase the volatile
356 enrichments at growing depth in the planet envelopes [33], there is no identi-
357 fied process that may affect their relative abundances in the ice giant envelopes,
358 if the sampling is made at depths below the condensation layers of the con-
359 cerned volatiles and if thermochemical equilibrium effects are properly taken
360 into account. The assumption of homogeneous enrichments for O, C, N, S, Ar,
361 Kr, and Xe, relative to their protosolar abundances, then remains the natural
362 outcome of the formation scenario proposed by [94].
- 363 – *Core Accretion and Amorphous Ice.* In the case of the *core accretion* model,
364 because the trapping efficiencies of C, N, S, Ar, Kr, and Xe volatiles are sim-
365 ilar at low temperature in amorphous ice [3, 95], the delivery of such solids
366 to the growing giant planets is also consistent with the prediction of homo-
367 geneous enrichments in volatiles relative to their protosolar abundances in the
368 envelopes, still under the assumption that there is no process leading to some
369 relative fractionation between the different volatiles.
 - 370 – *Core Accretion and Clathrates.* In the *core accretion* model, if the volatiles
371 were incorporated in clathrate structures in the PSN, then their propensities for
372 such trapping would strongly vary from a species to another. For instance, Xe,
373 CH₄, and CO₂ are easier clathrate formers than Ar or N₂ because their trapping
374 temperatures are higher at PSN conditions, assuming protosolar abundances for
375 all elements [96]. This competition for trapping is crucial when the budget of
376 available crystalline water is limited and does prevent the full clathration of the
377 volatiles present in the PSN [34, 79, 97]. However, if the O abundance is 2.6
378 times protosolar or higher at the formation locations of Uranus and Neptune's
379 building blocks and their formation temperature does not exceed ~45K, then the
380 abundance of crystalline water should be high enough to fully trap all the main
381 C, N, S, and P-bearing molecules, as well as Ar, Kr, and Xe [79]. In this case, all
382 elements should present enrichments comparable to the C measurement, except
383 for O and Ar, based on calculations of planetesimals compositions performed
384 under those conditions [79]. The O enrichment should be at least ~4 times higher
385 than the one measured for C in the envelopes of the ice giants due to its over-
386 abundance in the PSN. In contrast, the Ar enrichment is decreased by a factor
387 of ~4.5 compared to C, due to its very poor trapping at 45 K in the PSN (see
388 Fig. 2). We refer the reader to [79] for further details about the calculations of
389 these relative abundances.
 - 390 – *Photoevaporation Model.* An alternative scenario is built upon the ideas that (i)
391 Ar, Kr, and Xe were homogeneously adsorbed at very low temperatures (~20–
392 30 K) at the surface of amorphous icy grains settling in the cold outer part of the
393 PSN midplane [98] and that (ii) the disc experienced some chemical evolution
394 in the giant planets formation region (loss of H₂ and He), due to photoevapo-
395 ration. In this scenario, these icy grains migrated toward the formation region
396 of the giant planet where they subsequently released their trapped noble gases,

due to increasing temperature. Due to the disc's photoevaporation inducing fractionation between H_2 , He, and the other heavier species, these noble gases would have been supplied in supersolar proportions from the PSN gas to the forming giant planets. The other species, whose trapping/condensation temperatures are higher, would have been delivered to the envelopes of the giants in the form of amorphous ice or clathrates. [98] predict that, while supersolar, the noble gas enrichments should be more moderate than those resulting from the accretion of solids containing O, C, N, S by the two giants.

- *CO Snowline Model*. Another scenario, proposed by [74], suggests that Uranus and Neptune were both formed at the location of the CO snowline in a stationary disc. Due to the diffusive redistribution of vapors (the so-called *cold finger effect*; [99, 100]), this location of the PSN intrinsically had enough surface density to form both planets from carbon- and oxygen-rich solids but nitrogen-depleted gas. The analysis has not been extended to the other volatiles but this scenario predicts that species whose snowlines are beyond that of CO remain in the gas phase and are significantly depleted in the envelope compared to carbon. Under those circumstances, one should expect that Ar presents the same depletion pattern as for N in the atmospheres of Uranus and Neptune. In contrast, Kr, Xe, S and P should be found supersolar in the envelopes of the two ice giants, but to a lower extent compared to the C and O abundances, which are similarly very high [74].

2.1.5 Summary of key measurements

Here we list the key measurements to be performed by an atmospheric entry probe at Saturn, Uranus, and Neptune to better constrain their formation and evolution scenarios:

- Temperature–pressure profile from the stratosphere down to at least 10 bars. This would establish the stability of the atmosphere towards vertical motions and constrain the opacity properties of clouds lying at or above these levels (CH_4 and NH_3 or H_2S clouds). At certain pressures convection may be inhibited by the mean molecular weight gradient [101] (for instance at ~ 2 bar in Neptune) and it is thus important to measure the temperature gradient in this region. Probing deeper than ~ 40 bars would be needed to assess the bulk abundances of N and S existing in the form of NH_4SH but this would require microwave measurements from a Juno-like orbiter, instead of using a shallow probe.
- Tropospheric abundances of C, N, S, and P, down to the 10-bar level at least, with accuracies of $\pm 10\%$ (of the order of the protosolar abundance accuracies). In the case of the ice giants, N and S could be measured remotely deeper to the 40-bar level at microwave wavelengths by a Juno-like orbiter.
- Tropospheric abundances of noble gases He, Ne, Xe, Kr, Ar, and their isotopes to trace materials in the subreservoirs of the PSN. The accuracy on He should be at least as good as obtained by Galileo at Jupiter ($\pm 2\%$), and the accuracy on isotopic ratios should be $\pm 1\%$ to enable direct comparison with other known Solar System values.

- 440 – Isotopic ratios in hydrogen (D/H) and nitrogen ($^{15}\text{N}/^{14}\text{N}$), with accuracies of
441 $\pm 5\%$, and in oxygen ($^{17}\text{O}/^{16}\text{O}$ and $^{18}\text{O}/^{16}\text{O}$) and carbon ($^{13}\text{C}/^{12}\text{C}$) with accu-
442 racies of $\pm 1\%$. This will enable us to determine the main reservoirs of these
443 species in the PSN.
- 444 – Tropospheric abundances of CO and PH_3 . Having both values brackets the deep
445 H_2O abundance [102]. CO alone may not be sufficient to enable the evalua-
446 tion of the deep H_2O because of the uncertainties on the deep thermal profile
447 (convection inhibition possible at the H_2O condensation level) as shown in [103].

448 2.2 In Situ studies of giant planet atmospheres

449 The giant planets are natural planetary-scale laboratories for the study of fluid
450 dynamics without the complex effects of topography and ocean–atmosphere cou-
451 pling. Remote sensing provides access to a limited range of altitudes, typically
452 from the tropospheric clouds upwards to the lower stratosphere and thermosphere,
453 although microwave radiation can probe deeper below the upper cloud deck. The
454 vertical resolution of “nadir” remote sensing is limited to the width of the contribu-
455 tion function (i.e., the range of altitudes contributing to the upwelling radiance at a
456 given wavelength), which can extend over one or more scale heights and makes it
457 impossible to uniquely identify the temperature and density perturbations associated
458 with cloud formation, wave phenomena, etc. *In situ* exploration of Saturn, Uranus, or
459 Neptune would not only constrain their bulk chemical composition, but it would also
460 provide direct sampling and “ground-truth” for the myriad of physical and chemi-
461 cal processes at work in their atmospheres. In the following we explore the scientific
462 potential for a probe investigating atmospheric dynamics, meteorology, clouds and
463 hazes, and chemistry. We also provide the key atmospheric observables accessible to
464 an atmospheric probe.

465 2.2.1 Zonal winds

466 At the cloud tops, Jupiter and Saturn have multi-jet winds with eastward equatorial
467 jets, while Uranus and Neptune have a broad retrograde equatorial jet and nearly
468 symmetric prograde jets at high latitudes [104] (Fig. 3). The question of the origin
469 of the jets and the differences between the gas giants and the icy giants is the subject
470 of intensive research. Numerical attempts to study this question are based either on
471 external forcing by the solar irradiation with a shallow circulation, or in deep forcing
472 from the internal heat source of the planets producing internal columnar convection
473 [104, 105]. However none of these models has been able to reproduce the characteris-
474 tics of the wind systems of the planets without fine-tuning their multiple parameters.
475 It is possible to explore the depth of the winds through measurements of the grav-
476 ity field of the planet combined with interior models. Recent results from Juno [106,
477 107] and Cassini [108], and a reanalysis of Uranus and Neptune Voyager data [109]
478 show that the winds are neither shallow, nor deep in any of these planets and may
479 extend 3,000 km in Jupiter, 9,000 km in Saturn, and 1,000 km in Uranus and Nep-
480 tune. Vertical wind-shears are determined by measuring the horizontal distribution of
481 temperature. Remote sensing can provide maps of temperature above the clouds but

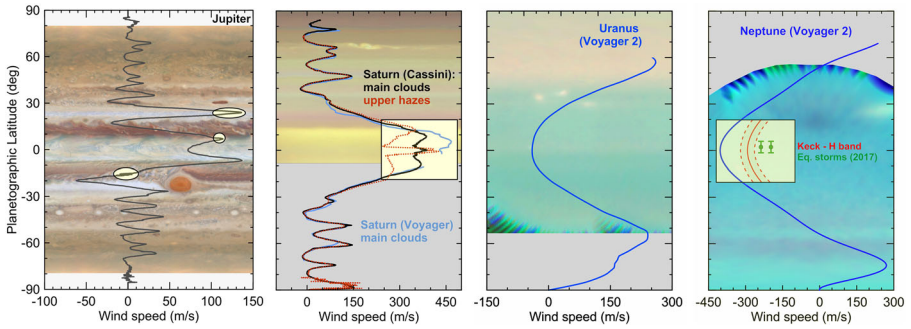


Fig. 3 Zonal winds in Jupiter, Saturn, Uranus, and Neptune [104] from different space missions. Ellipses in the Jupiter panel shows locations of regions where winds have been observed to vary associated to disturbances of morphological changes. In Jupiter, the Galileo Probe measured strong vertical wind shears confined to the first 5 bar of the atmosphere [110, 111]. In Saturn [112] and Neptune, there are strong evidences of vertical wind shears at the equator [113, 114]. Backgrounds are all HST maps from the OPAL program and available as public data on: <https://archive.stsci.edu/prepds/opal/>

do not permit the determination of the deeper winds. In addition, in Uranus and Neptune, the horizontal distribution of volatiles causes humidity winds [115], an effect that occurs in hydrogen-helium atmospheres with highly enriched volatiles.

In situ measurements of how the wind changes in the top few tens of bars (e.g., like Galileo) would provide insights into how the winds are being generated. The vertical wind shear measured by Galileo defied previous ideas of the expected structure of the winds. Theoretical models of atmospheric jets driven by solar heat flux and shallow atmospheric processes include a crucial role of moist convection in the troposphere [116] and only through knowledge of the vertical distribution of condensables and winds will we be able to understand the generated wind systems of these planets.

2.2.2 Temperature structure

Vertical profiles of temperature in the upper atmospheres are retrieved from mid-infrared and sub-millimetre remote sounding. The determination of these vertical profiles from occultation measurements depends on the knowledge of the mean molecular weight, and therefore, requires simultaneous sensing of infrared radiance to constrain the bulk composition. However, measuring the vertical (and horizontal) distribution of volatile gases and their condensed phases from orbit is a fundamentally degenerate problem. Hence entry probes are the only way to determine these quantities with accuracy and provide a ground-truth to the study of the temperature distribution. This is true for Saturn even if the very successful Cassini mission has provided unprecedented observations of the temperature structure of the planet [117]. Models of globally-averaged temperatures for Uranus [118] and Neptune [119] present differences with the radio occultation results [120, 121] and an *in situ* determination of a thermal profile and vertical distribution of mean molecular weight is a vital measurement for the interpretation of thermal data. Furthermore, available data is limited to pressures smaller than 1 bar or is intrinsically degenerate and

508 model-dependent. A considerable uncertainty in Uranus and Neptune is due to the
509 molecular weight gradient caused by methane condensation and the resulting inhi-
510 bition of moist convection in the atmosphere [101, 122, 123], with a resulting
511 temperature profile that may be sub-adiabatic, dry adiabatic, or superadiabatic. This
512 has consequences for interior and evolution models, atmospheric dynamics and the
513 interpretation of abundances measurements in particular for disequilibrium species.
514 In situ measurements will provide ground truth. Because in these planets the methane
515 condensation region is at pressures smaller than 2 bars, this is well within reach
516 of the probe that we consider. Also, solar irradiation alone cannot explain the high
517 temperatures found in the stratospheres and thermospheres of Uranus and Neptune
518 [124, 125], a problem known as the energy crisis that cannot be solved from remote
519 sensing. Measurements of temperatures in the stratosphere would result in a detailed
520 characterization of gravity waves propagation that could help us to resolve energy
521 transfer processes in planetary atmospheres in general.

522 2.2.3 Clouds

523 Images of the gas and ice giants in the visible and near-infrared show a plethora of
524 clouds that organize in zonal bands, vortices, planetary waves, and turbulent regions
525 (Fig. 4). The vertical structure of clouds from multi-wavelength observations can be
526 interpreted via radiative-transfer models, but these models offer multiple possibilities
527 to fit individual observations and require a good knowledge of the vertical distribu-
528 tion of absorbing species like methane or volatile gases. The observable clouds in
529 Jupiter and Saturn are separated in three layers (hazes close to the tropopause at 60–
530 100 mbar, high-opacity clouds with their tops at 400–700 mbar and deep clouds with
531 opacity sources at around 1.5–2.0 bar). The accessible clouds in Uranus and Nep-
532 ture are different with an extended haze layer topping at 50–100 mbar located above
533 a thin methane cloud of ice condensates with its base at ~ 1.3 bar. This cloud is
534 above another cloud of H_2S ice that is optically thick, located between 2 and 4 bar
535 of pressure and whose structure can not be discerned from the observations. These
536 basic vertical cloud structures come from multiple independent studies ([126–128]
537 for Jupiter, [129–131] for Saturn, [132–135] for Uranus, and [136–138] for Nep-
538 ture), and generally assume specific properties of the clouds in different regions
539 of the planet. However, radiative transfer models produce highly degenerate solu-
540 tions where multiple possibilities for the cloud particle optical properties and vertical
541 structure can be found that can fit the observations. Under those circumstances, *in*
542 *situ measurements provide a ground-truth to remote sensing observations. They give*
543 *us information about clouds much deeper than what can be observed from remote*
544 *sensing.*

545 The relation between the bands and colors in the giant planets is not well under-
546 stood. The pattern of bands in Jupiter observed in the visible follows the structure of
547 the zonal jets [139]. The same holds partially in Saturn [140], but the bands in Uranus
548 and Neptune have a much richer structure than the wind field [141–144]. In all plan-
549 ets changes in the bands do not seem to imply changes in the more stable wind system
550 [104]. Questions about how the belt and circulation pattern can be established [145]
551 may require information from atmospheric layers below the visible pattern of clouds,




Fig. 4 Multi-wavelength images of Jupiter (upper row), Saturn (middle row) and Uranus and Neptune (bottom row). Images in the near-infrared in methane absorption bands (a, g, i) sample complex layers of hazes. Visible images (b, d, f, h) correspond to the top of the main upper cloud (NH_3 in Jupiter and Saturn and CH_4 in Uranus and Neptune). Infrared images at $4\text{--}5\ \mu\text{m}$ (c, e) sample the opacity of a secondary cloud layer, most probably NH_4SH in Jupiter and Saturn

which are not accessible to remote sensing. Exploring deeper into the atmosphere requires the use thermochemical Equilibrium Cloud Condensation (ECC) models which predict the location of clouds based on a hypothesis of the relative abundances of condensables and thermal extrapolations of the upper temperatures [146, 147]. Depending on the planet and relative abundances of the condensables several cloud layers are predicted to form: NH_3 , NH_4SH , and H_2O in Jupiter and Saturn, and CH_4 , H_2S , NH_4SH , and H_2O in Uranus and Neptune (Fig. 5). An additional intermediate cloud of NH_3 could form at pressures around 10 bar depending of the sequestration of NH_3 molecules in the lower NH_4SH cloud and the amount of NH_3 dissolved in the deep and massive liquid water cloud. This ammonia cloud is not expected currently in Uranus and Neptune due to the detection of tropospheric H_2S gas [151, 152] that seems to indicate that H_2S is more abundant than NH_3 in these atmospheres.

552
553
554
555
556
557
558
559
560
561
562
563

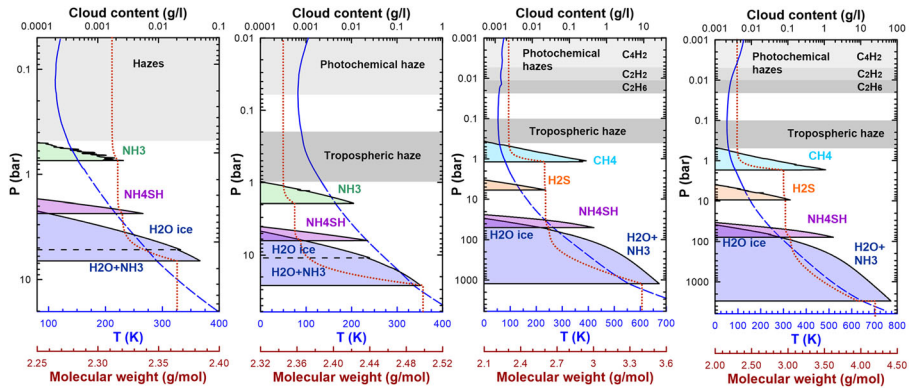


Fig. 5 Vertical thermal and cloud structure in the Gas and Ice Giants. From left to right: Jupiter, Saturn, Uranus, and Neptune. These plots are based on moist adiabat extensions (dashed blue lines) of the Voyager thermal profiles (solid blue lines). We assume here 2.7 times solar abundance of condensables for Jupiter, compatible with Juno latest measurements on ammonia and water [148, 149], 5.0 times solar abundances for Saturn, and 30 and 80 times solar abundances for Uranus and Neptune respectively except for ammonia, which is assumed to be 3 and 8 times solar abundance in these plots to be consistent with the detection of H₂S in the lower atmosphere and the absence of ammonia clouds. This range of values for Uranus and Neptune is used to illustrate the effects of condensables on the vertical structure of the atmosphere, but realistic values are probably close to the 80 times solar values. The vertical distribution of molecular weight is shown (dotted-line) and can change significantly in the ice giants from the upper visible troposphere to the water condensation layers. Simple ECC models used in these plots do not take into account precipitation of condensates and mixing length theory and the actual cloud structure could be very different. Condensables in the ice giants are very uncertain and ammonia and water could be depleted in a deep water and ionic/superionic water ocean [150]. The upper atmosphere is also home to several photochemical layers sketched

564 A shallow probe to a minimum of 10 bar in Saturn would descend below the
 565 NH₄SH cloud but may not probe the water cloud base and its deep abundance. A
 566 similar probe in Uranus and Neptune would descend below the H₂S cloud, while a
 567 deep probe would be needed to reach the NH₄SH cloud layer and the top of the H₂O
 568 cloud, which could extend to hundreds of bars. However, the descent profile would
 569 depend on the properties of the meteorological environment of the descent [153], a
 570 question we now examine.

571 **2.2.4 Convection and meteorological features**

572 Moist convection develops through the release of latent heat when gases condense
 573 and mix vertically impacting the vertical distribution of volatiles, molecular weight,
 574 and temperature. In the giant planets volatiles are heavier than the dry air reduc-
 575 ing the buoyancy of convective storms and potentially inhibiting moist convection in
 576 Jupiter's deep water cloud layer for water abundances higher than 5 and in Uranus
 577 and Neptune methane and deeper clouds [101, 122]. However, convective storms are
 578 relatively common in Jupiter and group in cyclonic regions [105, 139]. In Saturn,
 579 they occur seasonally in the tropics over extended periods of time [154] and develop

into Great Storms once per Saturn year [155]. Discrete cloud systems form and dissipate episodically in Uranus and Neptune including bright cloud systems that could be intense storms [114, 156]. However, there is no consensus whether or not these features are events of energetic moist convection as their vertical cloud structure does not result in the elevated cloud tops [157] expected from comparison with Jupiter and Saturn and basic models of moist convection [158]. Large and small vortices, waves, and turbulent regions are common in the atmospheres of Jupiter and Saturn [139, 159]. Neptune is famous for its dark vortices surrounded by bright companion clouds [142, 160] and Uranus has rare dark vortices [161] and bright cloud systems [162]. Many of these meteorological systems last for years to decades but we ignore how deep they extend into the lower troposphere. Large-scale waves can also affect the properties of the atmosphere well below the upper cloud layer [153].

The interpretation of vertical profiles of pressure, temperature, wind speed, and composition obtained by a probe would hugely benefit from an observational characterization of the descending region and its meteorology at cloud level [163].

2.2.5 Chemistry

In the upper atmospheres of Jupiter, Saturn, Uranus, and Neptune, methane is photolysed into hydrocarbons that diffuse down and condense to form haze layers in the cold stratospheres (altitudes $\sim 0.1\text{--}30$ mbar) as the temperature decreases down to ~ 60 K in the tropopause in Uranus and Neptune. Photochemical models suggest hazes made of hydrocarbons that become progressively more important from Jupiter to Uranus and Neptune with C_2H_2 , C_6H_6 , C_4H_2 , C_4H_{10} , CO_2 , C_3H_8 , C_2H_2 , and C_2H_6 [164–166], where the oxygen species derive from external sources such as interplanetary dust or comets. These species are radiatively active at mid-infrared wavelengths and affect the aerosol structure and energy balance of the atmospheres and, thus, their overall dynamics. Tropospheric CO is particularly important because it is related with other oxygen bearing molecules including water. Thermochemical models have been used to relate the observed CO abundance with the deep water abundance [103] but results of these models depend on precise measurements of tropospheric CH_4 and knowledge of vertical mixing that can only be determined precisely *in situ*.

2.2.6 Summary of key measurements

Below are indicated the key *in situ* measurements needed to characterize the atmospheres of Saturn, Uranus, or Neptune. Some of them are redundant with the measurements needed to constrain the formation and evolution scenarios of the giants.

- Temperature–pressure profile. This basic but essential measurement will be key to check widespread but model-dependent measurements obtained from remote observations. Testing for the presence of sub- or super-adiabatic lapse rates will be key to understand how internal heat is transported in these active atmospheres.

- 620 – Cloud and haze properties. A descent probe would be able to measure the
621 atmospheric aerosols scattering properties at a range of phase angles, the par-
622 ticles number density, the aerosol shape and opacity properties. Each of these
623 measurements would help constrain the aerosol composition, size, shape, and
624 density.
- 625 – Winds. Doppler wind measurements provide the wind profile in the lower
626 troposphere, well below the region where most of the cloud tracking wind mea-
627 surements are obtained. Static and dynamic pressures would provide an estimate
628 of the vertical winds, waves, and convection. The comparison with vertical pro-
629 files of condensable abundances and thermal data would quantify the relative
630 importance of thermal and humidity winds.
- 631 – Conductivity. A vertical profile of atmospheric conductivity would indicate what
632 type of clouds support charge separation to generate lightning. Conductivity
633 measurements combined with meteorological and chemical data (particularly
634 measurements of the physical properties of the aerosols themselves) would also
635 permit extraction of the charge distribution on aerosol particles, and improve
636 understanding of the role of electrical processes in cloud formation, lightning
637 generation, and aerosol microphysics.
- 638 – Determine the influence of cloud condensation or photochemical haze formation
639 on the temperature lapse rate and deduce the amount of energy relinquished by
640 this phase change in key species (CH_4 , NH_3 , H_2S).
- 641 – Ortho-to-para hydrogen ratio. This would constrain the degree of vertical con-
642 vection through the atmosphere and the convective capability at different cloud
643 condensing layers. It would also be essential to understand the vertical profile
644 of atmospheric stability and is especially important in the cold atmospheres of
645 Uranus and Neptune.

646 **3 Mission configuration and profile**

647 **3.1 Probe mission concept**

648 The three giant planets considered in this work can be targeted with a similar probe
649 payload and architecture.

650 **3.1.1 Science mission profile**

651 To measure the atmospheric composition, thermal and energy structure, clouds and
652 dynamics requires *in situ* measurements by a probe carrying a mass spectrome-
653 ter (atmospheric and cloud compositions), helium abundance detector, atmospheric
654 structure instrument (thermal structure and atmospheric stability), nephelometer
655 (cloud locations and aerosol properties), net flux radiometer (energy structure), phys-
656 ical properties instrument (temperature, pressure, and density structure, ortho-para
657 ratio), and Doppler-wind experiment (dynamics). The atmospheric probe descent
658 targets the 10-bar level located about 5 scale heights beneath the tropopause. The

speed of probe descent will be affected by requirements imposed by the needed sampling periods of the instruments, particularly the mass spectrometer, as well as the effect speed has on the measurements. This is potentially an issue for composition instruments, and will affect the altitude resolution of the Doppler wind measurement. Although it is expected that the probe batteries, structure, thermal control, and telecomm will allow operations to levels well below 10 bars, a delicate balance must be found between the total science data volume requirements to achieve the high-priority mission goals, the capability of the telecomm system to transmit the entire science, engineering, and housekeeping data set (including entry accelerometry and pre-entry/entry calibration, which must be transmitted interleaved with descent data) within the descent telecomm/operational time window, and the probe descent architecture which allows the probe to reach at minimum 10 bars, i.e. *the depth at which most of the science goals can be achieved*.

3.1.2 Probe mission profile to achieve science goals

A giant planet probe designed for parachute descent to make atmospheric measurements of composition, structure, and dynamics, with data returned to Earth using an orbiting or flyby Carrier Relay Spacecraft (CRSC) could be carried as an element of a dedicated giant planet system exploration mission. The CRSC would receive and store probe science data in real-time, then re-transmit the science and engineering data to Earth. While recording entry and descent science and engineering data returned by the probe, the CRSC would additionally make measurements of probe relay link signal strength and Doppler for descent probe radio science. Carried by the CRSC into the vicinity of the giant planet system, the probe would be configured for release, coast, entry, and atmospheric descent. For proper probe delivery to the entry interface point, the CRSC with probe attached is placed on a planetary entry trajectory, and is reoriented for probe targeting and release. The probe coast timer and pre-programmed probe descent science sequence are loaded prior to release from the CRSC, and following spin-up, the probe is released for a ballistic coast to the entry point. Following probe release, a deflect maneuver is performed to place the CRSC on the proper overflight trajectory to receive the probe descent telemetry.

Prior to arrival at the entry interface point, the probe coast timer awakens the probe for sequential power-on, warm-up, and health checks. The only instrumentation collecting data during entry would be the entry accelerometers and possibly heat shield instrumentation including ablation sensors. The end of entry is determined by the accelerometers, initiating parachute deployment, aeroshell release, and the probe atmospheric descent. Parachute sequence would be initiated above the tropopause by deploying a pilot parachute which pulls off the probe aft cover, thereby extracting the main descent parachute, followed by release of the probe heatshield and initiation of a transmit-only telecommunications link from the probe to the CRSC. Under the parachute, the altitude of any required descent science operation mode changes would be guided by input from the Atmospheric Structure Instrument sensors, thereby providing the opportunity to optimize the data collection for changing science objectives at different atmospheric depths. The probe science data collection and relay

702 transmission strategy would be designed to ensure the entire probe science data set is
703 successfully transmitted prior to the probe reaching the targeted depth.

704 The probe descent mission would likely end when the telecomm geometry
705 becomes so poor that the link can no longer be maintained due to increasing over-
706 head atmospheric opacity, depletion of the batteries, or increasing and damaging
707 thermal and/or pressure effects. The probe transmits science and engineering data to
708 the CRSC where multiple copies are stored in redundant on-board memory. At the
709 completion of the probe descent mission and once the post-descent context obser-
710 vations have been performed, the CRSC reorients to point the High Gain Antenna
711 towards Earth and all stored copies of the probe science and engineering data are
712 returned to Earth. Figure 6 represents a schematic view of the Galileo entry, descent
713 and deployment sequence which could be the basis for any proposed entry probe
714 mission.

715 3.2 Probe delivery

716 3.2.1 Interplanetary trajectory

717 Four characteristics of interplanetary transfers from Earth to the giant planets are of
718 primary importance: 1) the launch energy affecting the delivered mass, 2) the flight

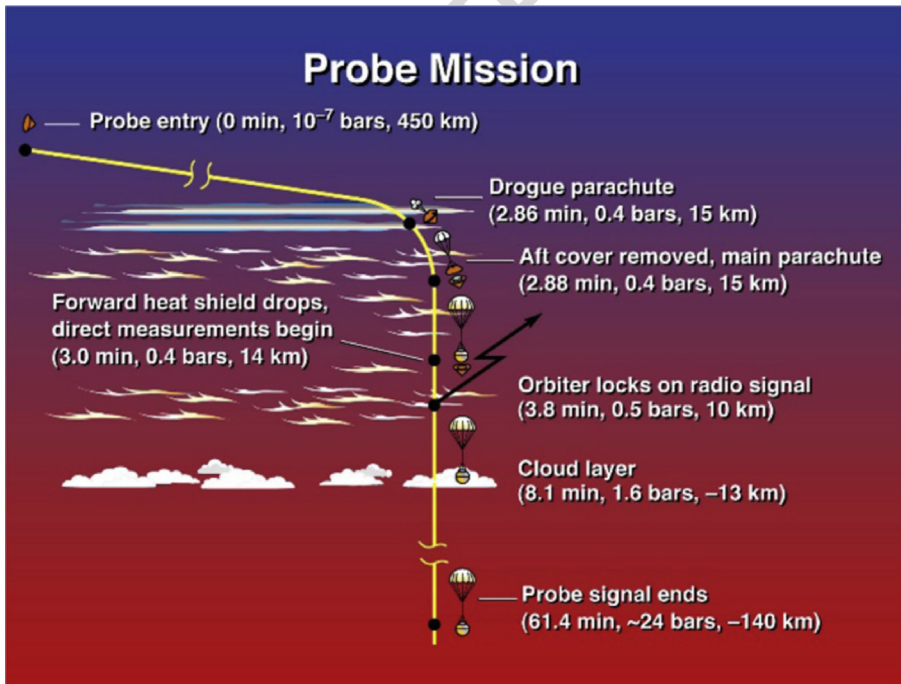


Fig. 6 The Galileo entry, descent and deployment sequence shown above could be the basis for any proposed giant planet entry probe mission (credit NASA)

time which affects required spacecraft reliability engineering and radioisotope power systems whose output power decreases with time, 3) the V_{∞} of approach (VAP) to the destination planet which influences the ΔV necessary for orbit insertion and the entry speed of an entry probe delivered from approach, and 4) the declination of the approach (DAP) asymptote which influences both the locations available to an entry probe and the probe's atmosphere-relative entry speed which depends on the alignment of the entry velocity vector with the local planetary rotation velocity. Depending on transfer design and mass, trajectories to the giant planets can be of the order of 5–6 years for Jupiter, up to 10–13 years for Uranus and Neptune. When Jupiter and Saturn align to provide gravity assists from both, trajectories with shorter transfer durations are possible.

3.2.2 Probe delivery and options for probe entry location

Given a transfer trajectory defined by its VAP and DAP, a remaining degree of freedom - the "b" parameter (the offset of the b-plane aim point from the planet's center), determines both the available entry site locations, and the atmosphere-relative entry speed for each of those locations, and the entry flight path angle (EFPA). If the probe is delivered and supported by a flyby spacecraft, designing a trajectory to give data relay window durations of an hour or more is not difficult. However, if the CRSC is an orbiter delivering the probe from hyperbolic approach, the probe mission must compete with the orbit insertion maneuver for best performance. Although orbit insertion maneuvers are most efficiently done near the planet thereby saving propellant mass, such trajectories coupled with a moderately shallow probe EFPA that keeps entry heating rates and inertial loads relatively low would yield impractically short data relay durations. For the ice giants, a different approach to this problem might avoid this situation by delivering the probe to an aim point ~ 180 deg away from the orbiter's aim point. Although this requires a minor increase in the orbiter's total ΔV for targeting and deflection, it allows a moderate EFPA for the probe while providing a data relay window of up to 2 hours.

3.2.3 Probe entry and enabling technologies

The probe aeroshell would comprise both a forward aeroshell (heatshield) and an aft cover (backshell). The aeroshell has five primary functions: 1) to provide an aerodynamically stable configuration during hypersonic and supersonic entry and descent into the giant planet H_2 -He atmosphere while spin-stabilized along the probe's symmetry (rotation) axis, 2) to protect the descent vehicle from the extreme heating and thermomechanical loads of entry, 3) to accommodate the large deceleration loads from the descent vehicle during hypersonic entry, 4) to provide a safe, stable transition from hypersonic/supersonic entry to subsonic descent, and 5) to safely separate the heatshield and backshell from the descent vehicle based on g-switch with timer backup, and transition the descent vehicle to descent science mode beneath the main parachute. The need for a heatshield to withstand the extreme entry conditions encountered at the giant planets is critical and has been successfully addressed by NASA in the past, and is currently addressed by ESA. Because heritage carbon

761 phenolic thermal protection system (TPS) used for the Galileo and Pioneer Venus
762 entry aeroshell heatshields is no longer available, NASA invested in the development
763 of a new heatshield material and system technology called Heatshield for Extreme
764 Entry Environment Technology (HEEET) and also in upgrading arc jet facilities for
765 ablative material testing at extreme conditions. HEEET is an ablative TPS system
766 that uses 3-D weaving to achieve both robustness and mass efficiency at extreme
767 entry conditions, and is being tested at conditions that are relevant for Saturn and
768 ice giant entry probe missions [167]. Compared to heritage carbon phenolic system,
769 HEEET is nearly 50% mass efficient [168]. Alternative TPS concepts and materials
770 are currently under evaluation by ESA (ESA M* Ice Giant CDF study 2).

771 3.2.4 Atmospheric entry probe system design

772 **Overview** The probe comprises two major sub-elements: 1) the Descent Vehicle
773 (DV) including parachutes will carry all the science instruments and support subsys-
774 tems including telecommunications, power, control, and thermal into the atmosphere,
775 and 2) the aeroshell that protects the DV during cruise, coast, and entry. The probe
776 (DV and aeroshell) is released from the CRSC, and arrives at the entry interface point
777 following a long coast period. Although the probe reaches the entry interface point
778 and the DV with parachutes descends into the atmosphere, elements of the probe sys-
779 tem including the probe release and separation mechanism and the probe telemetry
780 receiver remain with the CRSC. Prior to entry, the probe coast timer (loaded prior
781 to probe release) provides a wakeup call to initiate the entry power-on sequence for
782 initial warmup, checks on instrument and subsystem health and status, and pre-entry
783 calibrations. Entry peak heating, total heat soak, and deceleration pulse depend on the
784 selected mission design including entry location (latitude/longitude), inertial head-
785 ing, and flight path angle. Following entry, the DV provides a thermally protected
786 environment for the science instruments and probe subsystems during atmospheric
787 descent, including power, operational command, timing, and control, and reliable
788 telecommunications for returning probe science and engineering data. The probe
789 avionics will collect, buffer, format, process (as necessary), and prepare all science
790 and engineering data to be transmitted to the CRSC. The probe descent subsystem
791 controls the probe descent rate and rotation necessary to achieve the mission science
792 objectives.

793 3.2.5 Entry probe power and thermal control

794 Following release from the CRSC, the probe has four main functions: 1) to initiate the
795 “wake up” sequence at the proper time prior to arrival at the entry interface point, 2) to
796 safely house, protect, provide command and control authority for, provide power for,
797 and maintain a safe thermal environment for all the subsystems and science instru-
798 ments, 3) to collect, buffer as needed, and relay to the CRSC all required preentry,
799 entry, and descent housekeeping, engineering, calibration, and science engineering
800 data, and 4) to control the descent speed and spin rate profile of the descent vehi-
801 cle to satisfy science objectives and operational requirements. Once released from

the CRSC, the probe would be entirely self-sufficient for mission operations, thermal control, and power management. During coast, pre-entry, and entry, the batteries support probe coast functions, wake-up and turn-on, system health checks, and entry and descent operations. Autonomous thermal control is provided during coast by batteries, although there may be an option to replace electrical heating with Radioisotope Heater Units to greatly reduce battery requirements. Giant planet missions may include Venus flybys, where temperatures are higher, prior to the long outer Solar System cruise. Since the ice giants are much cooler than the gas giants, descent survival at the low ice giant temperatures may dictate a sealed probe. Providing a safe, stable thermal environment for probe subsystems and instruments over this range of heliocentric distances will require careful thermal design. Future technology developments may realize batteries with higher specific energies resulting in potential mass savings, and the development of electronics operating at cryogenic temperatures.

3.2.6 Data relay

The transmit-only probe telecommunication system would comprise two redundant channels that transmit orthogonal polarizations at slightly offset frequencies for isolation. Driven by an ultrastable oscillator to ensure a stable link frequency for probe radio science, the frequency of the probe to CRSC relay link is chosen primarily based on the microwave absorption properties of the atmosphere. The actual thermal, compositional, and dynamical structure beneath the cloud tops of the giant planets remains largely unknown. Possible differences in composition and temperature and pressure structure between the atmosphere models and the true atmosphere may adversely affect the performance of the probe relay telecomm and must be considered in selection of communication link frequency. In particular, the microwave opacity of the atmosphere depends on the abundance of trace microwave absorbing species such as H_2O , NH_3 , H_2S , and PH_3 . In general, the microwave opacity of these absorbers increases as the square of the frequency, and this drives the telecomm frequency as low as reasonable, often UHF. At Jupiter, the lowest practical frequency is L-band due to the intense low-frequency synchrotron radiation environment. The final decision on frequency consequently affects the overall telecomm link budget, including probe transmit antenna design (type, size, gain, and beam pattern, and beam-width), and pointing requirements for the CRSC-mounted receive antenna. Other decisions affecting the telecomm link design include probe descent science requirements, the time required to reach the target depth, and the CRSC overflight trajectory, including range, range rate, and angle.

3.2.7 Carrier relay spacecraft

during the long cruise to the outer Solar System, the CRSC provides power as well as structural and thermal support for the probe, and supports periodic health checks, communications for probe science instrument software changes and calibrations, and other probe power and thermal control software configuration changes and mission sequence loading as might be required from launch to encounter. Upon final approach, the CRSC supports a final probe health and configuration check, rotates to

844 the probe release orientation, cuts cables and releases the probe for the probe cruise
845 to the entry interface point. Following probe release, the CRSC may be tracked for a
846 period of time from Earth, preferably several days, to characterize the probe release
847 dynamics and improve reconstructions of the probe coast trajectory and entry inter-
848 face location. An important release sequence option would be to image the probe
849 following release for optical navigation characterization of the release trajectory.
850 Following probe release and once the CRSC tracking period is over, the CRSC is
851 deflected from the planet-impact trajectory required for probe targeting to a trajectory
852 that will properly position the CRSC for receiving the probe descent telecommuni-
853 cations. During coast, the probe will periodically transmit health status reports to the
854 CRSC. Additionally, the CRSC will conduct a planet-imaging campaign to character-
855 ize the time evolution of the atmosphere, weather, and clouds at the probe entry site,
856 as well as to provide global context of the entry site. Prior to the initiation of the probe
857 descent sequence, the CRSC will rotate to the attitude required for the probe relay
858 receive antenna to view the probe entry/descent location and subsequently prepares
859 to receive both channels of the probe science telecommunications. Once the probe
860 science mission ends, the CRSC will return to Earth-point and downlink multiple
861 copies of the stored probe data.

862 **4 Possible probe model payload**

863 Table 4 presents a suite of scientific instruments that can address the scientific
864 requirements discussed in Section 2. This list of instruments should be considered
865 as an example of scientific payload that one might wish to see onboard. Ultimately,
866 the payload of a giant planet probe would be defined from detailed mass, power and
867 design trades, but should seek to address the majority of the scientific goals outlined
868 in Section 2.

869 **4.1 Atmospheric structure instrument**

870 The Atmospheric Structure Instrument (ASI) is a multi-sensor package for *in situ*
871 measurements to investigate the atmospheric structure, dynamics, and electricity of
872 the outer planets. The scientific objectives of ASI are the determination of the atmo-
873 spheric vertical pressure and temperature profiles, the evaluation of the density, and
874 the investigation of the atmospheric electrical properties (e.g. conductivity, light-
875 ning). The atmospheric profiles along the entry probe trajectory will be measured
876 from the exosphere down deep into the outer planet's atmosphere. During entry, den-
877 sity will be derived from the probe decelerations; pressure and temperature will be
878 computed from the density with the assumption of hydrostatic equilibrium. Direct
879 measurements of pressure, temperature, and electrical properties will be performed
880 under the parachute, after the front shield jettisoning, by sensors having access to
881 the atmospheric flow. ASI will measure the atmospheric state (pressure, temperature)
882 as well as constraining atmospheric stability, dynamics and its effect on atmo-
883 spheric chemistry. The ASI benefits from the strong heritage of the Huygens HASI

Table 4 Measurement requirements

Instrument	Measurement
Atmospheric Structure Instrument	Temperature, pressure, and density vertical structure, molecular weight profile, atmospheric conductivity, DC electric field
Mass spectrometer	Elemental and chemical composition Isotopic composition High molecular mass organics
Tunable Laser System	Isotopic composition
Helium Abundance Detector	Helium abundance
Ortho-Para Instrument	Temperature, pressure and density vertical structure
Doppler Wind Experiment	Measure winds, speed and direction
Nephelometer	Cloud structure Solid/liquid particles
Net-Flux Radiometer	Thermal/solar energy

experiment of the Cassini/Huygens mission [169], and the Galileo and Pioneer Venus ASI instruments [170, 171]. 884
885

4.2 Mass spectrometer experiment 886

The Mass Spectrometer Experiment (MSE) of the entry probe makes *in situ* measurements during the descent into the giant planets atmospheres to determine the chemical and isotopic composition of Uranus and Neptune. The scientific objective of MSE is to measure the chemical composition of the major atmospheric species such as H, C, N, S, P, Ge, and As, all the noble gases He, Ne, Ar, Kr, and Xe, and key isotope ratios of major elements D/H, $^{13}\text{C}/^{12}\text{C}$, $^{15}\text{N}/^{14}\text{N}$, $^{17}\text{O}/^{16}\text{O}$, $^{18}\text{O}/^{16}\text{O}$, of the lighter noble gases $^3\text{He}/^4\text{He}$, $^{20}\text{Ne}/^{22}\text{Ne}$, $^{38}\text{Ar}/^{36}\text{Ar}$, $^{36}\text{Ar}/^{40}\text{Ar}$, and those of Kr and Xe. Given the constrained resources on the entry probe and the short duration of the descent through the atmosphere, time-of-flight instruments are the preferred choice, with strong heritage from the ROSINA experiment on the Rosetta mission [172] (see Fig. 7). The mass spectrometer itself will be complemented by a complex gas introduction system handling the range of atmospheric pressures during descent, a reference gas calibration system, and enrichment cells for improving the detection of noble gases and hydrocarbons. 887
888
889
890
891
892
893
894
895
896
897
898
899
900

4.3 Tunable laser spectrometer 901

A Tunable Laser Spectrometer (TLS) [173] will complement the mass spectrometric measurements by providing a few isotopic measurements with high accuracy, e.g. D/H, $^{13}\text{C}/^{12}\text{C}$, $^{18}\text{O}/^{16}\text{O}$, and $^{17}\text{O}/^{16}\text{O}$, depending on the selected laser system. TLS employs ultra-high spectral resolution (0.0005 cm^{-1}) tunable laser absorption spectroscopy in the near infra-red (IR) to mid-IR spectral region. A TLS is part of the 902
903
904
905
906




Fig. 7 Flight model of DFMS/ROSINA instrument without thermal hardware [172]. Credit: Physics Institute, University of Bern, Switzerland

907 SAM instrument on the NASA Curiosity Rover [174], which was used to measure
908 the isotopic ratios of D/H and of $^{18}\text{O}/^{16}\text{O}$ in water, and $^{13}\text{C}/^{12}\text{C}$, $^{18}\text{O}/^{16}\text{O}$, $^{17}\text{O}/^{16}\text{O}$,
909 and $^{13}\text{C}^{18}\text{O}/^{12}\text{C}^{16}\text{O}$ in carbon dioxide in the Martian atmosphere [175].

910 **4.4 Helium abundance detector**

911 The Helium Abundance Detector (HAD), as it was used on the Galileo mission [5,
912 176], measures the refractive index of the atmosphere in the pressure range of 2–10
913 bar. The refractive index is a function of the composition of the sampled gas, and
914 since the jovian atmosphere consists mostly of H_2 and He, to more than 99.5%, the
915 refractive index is a direct measure of the He/ H_2 ratio. The refractive index can be
916 measured by any two-beam interferometer, where one beam passes through a refer-
917 ence gas and the other beam through atmospheric gas. The difference in the optical
918 path gives the difference in refractive index between the reference and atmospheric
919 gas. For the Galileo mission, a Jamin-Mascart interferometer was used, because of its
920 simple and compact design, with a high accuracy of the He/ H_2 measurement (Fig. 8).

921 **4.5 Doppler-wind experiment**

922 The Doppler Wind Experiment (DWE) will use the probe-CRSC radio subsystem
923 (with elements mounted on both the probe and the Carrier) to measure the alti-
924 tude profile of zonal winds along the probe descent path under the assumption that
925 the probe in terminal descent beneath the parachute will move with the winds. The
926 DWE will also reflect probe motions due to atmospheric turbulence, aerodynamic

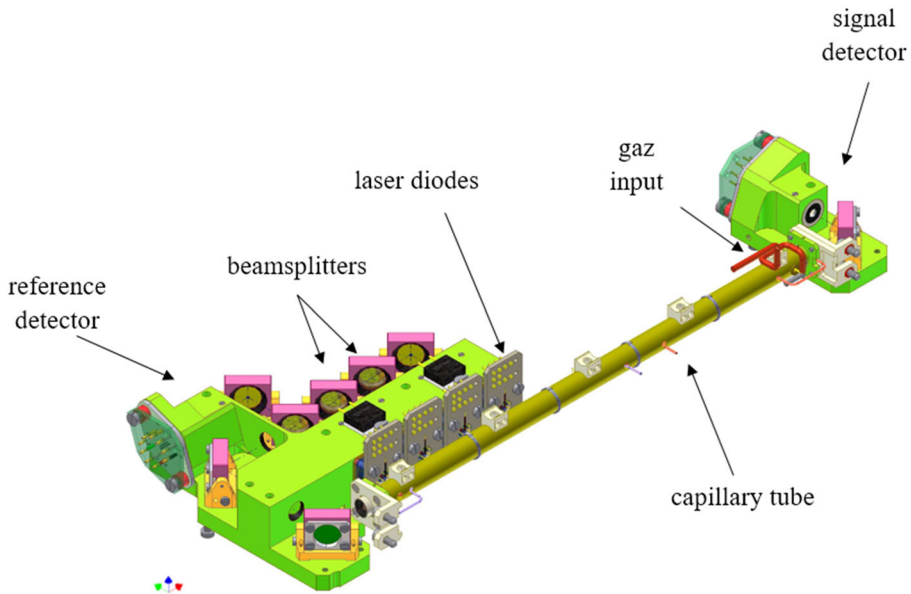


Fig. 8 A schematic of the laboratory model of the TLS spectrometer for the Martian Phobos Grunt mission [173]. With the TLS, four near-infrared laser diodes are injected in a single-path tube filled up with the gases to analyse. The laser beams are partially absorbed by the ambient molecules. The gas concentrations for the various isotopologues are then retrieved from the achieved absorption spectra. [Reprinted from Appl Phys B, 99, Durry, G., et al., Near infrared diode laser spectroscopy of C₂H₂, H₂O, CO₂ and their isotopologues and the application to TDLAS, a tunable diode laser spectrometer for the martian PHOBOS-GRUNT space mission, pages 339–351, March 2010, with permission from Springer Nature]

buffeting, and atmospheric convection and waves that disrupt the probe descent 927
 speed. Key to the Doppler wind measurement is an accurate knowledge of the recon- 928
 structed probe location at the beginning of descent, the probe descent speed with 929
 respect to time/altitude, and the CRSC position and velocity throughout the period of 930
 the relay link. The initial probe descent location depends upon the probe entry trajec- 931
 tory from the entry point to the location of parachute deployment and is reconstructed 932
 from measured accelerations during entry. The descent profile is reconstructed from 933
 Atmospheric Structure Instrument measurements of pressure and temperature during 934
 descent. From the reconstructed probe and CRSC positions and velocities, a profile 935
 of the expected relay link frequencies is found that can be differenced with the mea- 936
 sured frequencies to generate a set of frequency residuals. The winds are retrieved 937
 utilizing an inversion algorithm similar to the Galileo probe Doppler Wind measure- 938
 ment [39, 177]. To generate the stable probe relay signal, the probe must carry an 939
 ultrastable oscillator (USO) with an identical USO in the relay receiver on the Carrier 940
 spacecraft. 941

4.6 Nephelometer 942


Measurement of scattered visible light within the atmosphere is a powerful tool to 943
 retrieve number density and size distribution of liquid and solid particles, related to 944

945 their formation process, and to understand the overall character of the atmospheric
946 aerosols based on their refractive index (liquid particles, iced particles, solid particles
947 from transparent to strongly absorbing). In particular, measurements of light scatter-
948 ed by a cloud of particles at several scattering angles was already tested on balloon
949 flights to characterize the atmospheric aerosols and condensates [178], using *a priori*
950 hypothesis on the size distribution. A new concept of nephelometer has been pro-
951 posed to retrieve the full scattering function, this time for individual particles crossing
952 a light source. Dedicated fast electronics are necessary to enable the detection of up
953 to 1,000 particles per cm^3 . Such an instrument performs counting measurements at a
954 small scattering angle, to retrieve the size distribution based on the work of [179]. It
955 applies the principle of the Light Optical Aerosol Counter (LOAC) optical aerosols
956 counter used since 2013 under all kinds of atmospheric balloons [180, 181] (see
957 Fig. 9). These measurements allow one to retrieve the size distribution of the particles
958 typically for 20 size-classes in the 0.2–50 μm range. Also, simultaneous measure-
959 ments can be conducted at up to 10 scattering angles in the 20–170° range, to retrieve
960 the scattering function for each size range. The retrieval of the nature of the aerosols
961 can be conducted by comparing these observed scattering functions to theoretical
962 ones computed for scattering theories, and to reference measurements obtained in
963 laboratory for solid particles [182, 183].

964 4.7 Ortho-para instrument

965 Vertical mixing in giant planet tropospheres carrying significant heat from the deeper
966 atmospheres to upper levels where it can be radiated to space is modulated by
967 the atmospheric stability and can be dramatically changed by the condensation and
968 evaporation of CH_4 , H_2S , NH_3 , and H_2O . Thermal profiles and stabilities in the

Fig. 9 The LOAC instrument used at present for short and long duration balloon flights. This version performs measurements at two scattering angles, while more angles are expected for the space version LONSCAPE



colder outer Solar System can be further affected by the atmospheric hydrogen para-fraction [184]. Hydrogen molecules come in two types – with proton spins aligned (ortho-hydrogen) or opposite (para-hydrogen), each with significantly different thermodynamic properties at low temperatures. To interpret the thermal profile and stability, density structure, aerosol layering, net fluxes and vertical motions of giant planet atmospheres, the hydrogen para-fraction must be known, with increasing importance for the colder ice giants. The ortho- to para-hydrogen ratio can be measured by exploiting the thermodynamic differences between these two forms of hydrogen, which affects the speed of sound. Assuming atmospheric temperature and mean molecular weight are known, the ortho- to para-hydrogen ratio can be found from speed of sound measurements using a pair of ultrasonic capacitive transducers and sophisticated signal processing techniques. Acoustic travel times can be measured to ~ 10 ns for travel times in the 0.5 ms range (one part in 5×10^{-4}) using a high TRL, compact, energy-efficient and low data volume ultrasonic anemometer [185–187].

4.8 Net energy flux radiometer

Giant planet meteorology regimes depend on internal heat flux levels. Downwelling solar insolation and upwelling thermal energy from the planetary interior can have altitude and location dependent variations. Such radiative-energy differences cause atmospheric heating and cooling, and result in buoyancy differences that are the primary driving force for giant planets atmospheric motions. Three notable Net Flux Radiometer (NFR) instruments have flown in the past namely, the Large probe Infrared Radiometer (LIR) [188] on the Venus Probe, the NFR on the Galileo Probe [40], and the DISR on the Huygens Probe [189] for *in situ* measurements within the atmospheres of Venus, Jupiter and Titan, respectively. All instruments were designed to measure the net radiative flux and upward radiation flux within their respective atmospheres as the probe descended by parachute. A future Net Flux Radiometer could build on the lessons learned from the Galileo probe NFR experiment and is designed to determine the net radiation flux within all giant planets atmospheres. The nominal measurement regime for the NFR extends from ~ 0.1 bar to at least 10 bars. These measurements will help us to define sources and sinks of planetary radiation, regions of solar energy deposition, and provide constraints on atmospheric composition and cloud layers. The primary objective of the NFR is to measure upward and downward radiative fluxes to determine the radiative heating (cooling) component of the atmospheric energy budget, determine total atmospheric opacity, identify the location of cloud layers and opacities, and identify key atmospheric absorbers such as methane, ammonia, and water vapor. The NFR can measure upward and downward flux densities in multiple spectral channels.

5 International collaboration

Only ESA/Europe and NASA/USA collaborations are considered here. However collaborations with other international partners may be envisaged. For several reasons,

1010 the participation of and contributions from NASA are essential for an ESA-led entry
1011 probe. NASA has proven its ability to send spacecraft beyond 5 AU thanks to the
1012 use of radioisotope power systems. Although solar panel technologies likely enable
1013 the sending of spacecraft up to the distance of Saturn over the next decade, radioiso-
1014 tope power systems are required to reach the heliocentric distances of the Ice Giants.
1015 Also, because of their (relatively) small sizes, probes are ideal companion spacecraft
1016 to be included in ambitious missions similar to Cassini-Huygens or Galileo. An ESA
1017 giant planet probe mission could begin its flight phase as an element of a NASA
1018 Saturn, Uranus, or Neptune mission (likely a NASA Flagship or New Frontiers mis-
1019 sion). The launch would place both the NASA spacecraft, which functions also as
1020 the probe's CRSC, and the probe on a transfer trajectory to the giant planets. One of
1021 the key probe technologies for an entry probe that is critical for European industry is
1022 the heat shield material. If the European TPS is too heavy, then an alternative NASA-
1023 provided aeroshell that utilizes HEEET could be employed to enable exploration of
1024 Giant Planets in the context of a partnership between ESA and NASA.

1025 **6 Education and public outreach (EPO)**

1026 The interest of the public in the giant planets continues to be significant, with much
1027 of the credit for the high interest in Saturn and Jupiter, due to the extraordinary suc-
1028 cess of the Cassini–Huygens mission and the currently ongoing Juno mission. Images
1029 from the Saturnian system and Jupiter are regularly featured as the NASA “Astron-
1030 omy Picture of the Day”, and continue to attract the interest of the international
1031 media. The interest and excitement of students and the general public can only be
1032 amplified by a return to Saturn or an unprecedented mission toward Uranus and/or
1033 Neptune. An entry probe mission will hold appeal for students at all levels. Educa-
1034 tion and Public Outreach activities will be an important part of the mission planning.
1035 An EPO team will be created to develop programs and activities for the general pub-
1036 lic and students of all ages. Additionally, results and interpretation of the science will
1037 be widely distributed to the public through internet sites, leaflets, public lectures, TV
1038 and radio programmes, museum and planetarium exhibitions, and in popular science
1039 magazines and in newspapers.

1040 **7 Summary and perspectives**

1041 The next great planetary exploration mission may well be a flagship mission to Sat-
1042 urn, or one of the ice giant planets. This could be possibly a mission to Uranus with its
1043 unique obliquity and correspondingly extreme planetary seasons, its unusual dearth
1044 of cloud features and radiated internal energy, a tenuous ring system and multitude
1045 of small moons, or to the Neptune system, with its enormous winds, system of ring
1046 arcs, sporadic atmospheric features, and large retrograde moon Triton, likely a cap-
1047 tured dwarf planet. The ice giant planets represent the last unexplored class of planets
1048 in the Solar System, yet the most frequently observed type of exoplanets. Extended
1049 studies of Saturn, or one or both ice giants, including *in situ* measurements with an

entry probe, are necessary to further constrain models of Solar System formation and chemical, thermal, and dynamical evolution, the atmospheric formation, evolution, and processes, and to provide additional ground-truth for improved understanding of extrasolar planetary systems. The giant planets, gas and ice giants together, additionally offer a laboratory for studying the dynamics, chemistry, and processes of the terrestrial planets, including Earth's atmosphere. Only *in situ* exploration by a descent probe (or probes) can unlock the secrets of the deep, well-mixed atmospheres where pristine materials from the epoch of Solar System formation can be found. Particularly important are the noble gases, undetectable by any means other than direct sampling, that carry many of the secrets of giant planet origin and evolution. Both absolute as well as relative abundances of the noble gases are needed to understand the properties of the interplanetary medium at the location and epoch of Solar System formation, the delivery of heavy elements to the giant planet atmospheres, and to help decipher evidence of possible giant planet migration. A key result from a Saturn, Uranus, or Neptune entry probe would be the indication as to whether the enhancement of the heavier noble gases found by the Galileo probe at Jupiter (and hopefully confirmed by a future Saturn probe) is a feature common to all the giant planets, or is limited only to the largest gas giant. This could have broad implications for the properties of known exoplanets of both giant and ice types, specially in planetary systems sharing both types of exoplanets.

The primary goal of a giant planet entry probe mission is to measure the well-mixed abundances of the noble gases He, Ne, Ar, Kr, Xe and their isotopes, the heavier elements C, N, S, and P, key isotope ratios $^{15}\text{N}/^{14}\text{N}$, $^{13}\text{C}/^{12}\text{C}$, $^{17}\text{O}/^{16}\text{O}$ and $^{18}\text{O}/^{16}\text{O}$, and D/H, and disequilibrium species CO and PH₃, which act as tracers of internal processes, and can be achieved by a probe reaching at least 10 bars. In addition to measurements of the noble gases, chemical, and isotopic abundances in the atmosphere, a probe would measure many of the chemical and dynamical processes within the upper atmosphere, providing an improved context for understanding the chemistries, processes, origin, and evolution of all the atmospheres in the Solar System. Moreover, the choice of an ice giant (Uranus or Neptune) entry probe would allow understanding the formation conditions of the entire family of all giant planets, and to provide ground-truth measurement to improve understanding of extrasolar planets. A descent probe would sample atmospheric regions far below those accessible to remote sensing, well into the cloud forming regions of the troposphere to depths where many cosmogenically important and abundant species are expected to be well-mixed. Along the descent, the probe would provide direct tracking of the planet's atmospheric dynamics including zonal winds, waves, convection and turbulence, measurements of the thermal profile and stability of the atmosphere, and the location, density, and composition of the upper cloud layers. Results obtained from a giant planet entry probe, and more importantly from an ice giant probe, are necessary to improve our understanding of the processes by which all the giants formed, including the composition and properties of the local solar nebula at the time and location of ice giant formation. By extending the legacy of the Galileo probe mission, Saturn, Uranus and/or Neptune probe(s) will further discriminate competing theories addressing the formation, and chemical, dynamical, and thermal evolution

1095 of the giant planets, the entire Solar System including Earth and the other terrestrial
1096 planets, and the formation of other planetary systems.

1097 **Acknowledgements** OM acknowledges support from CNES. LNF was supported by a Royal Society
1098 Research Fellowship and European Research Council Consolidator Grant (under the European Union's
1099 Horizon 2020 research and innovation programme, grant agreement No 723890) at the University of
1100 Leicester. The work of MH was carried out at the Jet Propulsion Laboratory, California Institute of
1101 Technology, under contract with NASA. RH and ASL were supported by the Spanish MINECO project
1102 PID2019-109467GB-I00 (MINECO/FEDER, UE) and Grupos Gobierno Vasco IT-1366-19 from Gobierno
1103 Vasco.

1104 **Funding** Open Access funding provided by Universität Bern.

1105 **Open Access** This article is licensed under a Creative Commons Attribution 4.0 International License,
1106 which permits use, sharing, adaptation, distribution and reproduction in any medium or format, as long as
1107 you give appropriate credit to the original author(s) and the source, provide a link to the Creative Commons
1108 licence, and indicate if changes were made. The images or other third party material in this article are
1109 included in the article's Creative Commons licence, unless indicated otherwise in a credit line to the
1110 material. If material is not included in the article's Creative Commons licence and your intended use is not
1111 permitted by statutory regulation or exceeds the permitted use, you will need to obtain permission directly
1112 from the copyright holder. To view a copy of this licence, visit <http://creativecommons.org/licenses/by/4.0/>.

1113 References

- 1114 1. Gomes, R., Levison, H.F., Tsiganis, K., et al.: *Nature* **435**, 466 (2005)
- 1115 2. Chambers, J.E., Wetherill, G.W.: *Meteorit. Planet. Sci.* **36**, 381 (2001)
- 1116 3. Owen, T., Mahaffy, P., Niemann, H.B., et al.: *Nature* **402**, 269 (1999)
- 1117 4. Mousis, O., Atkinson, D.H., Cavalié, T., et al.: *Planet. Space Sci.* **155**, 12 (2018)
- 1118 5. von Zahn, U., Hunten, D.M., Lehmacher, G.: *J. Geophys. Res.* **103**, 22815 (1998)
- 1119 6. Owen, T., Mahaffy, P.R., Niemann, H.B., et al.: *Astrophys. J. Lett.* **553**, L77 (2001)
- 1120 7. Orton, G.S., Fisher, B.M., Baines, K.H., et al.: *J. Geophys. Res.* **103**, 22791 (1998)
- 1121 8. Wong, M.H., Mahaffy, P.R., Atreya, S.K., et al.: *Icarus* **171**, 153 (2004)
- 1122 9. Hofstadter, M., Simon, A., Atreya, S., et al.: *Planet. Space Sci.* **177**, id. 104680 (2019)
- 1123 10. Banfield, D., Simon, A., Danner, R., et al.: 2018 IEEE Aerospace Conference. Big Sky, MT, pp.
1124 1–15. <https://doi.org/10.1109/AERO.2018.8396829> (2018)
- 1125 11. Pollack, J.B., Hubickyj, O., Bodenheimer, P., et al.: *Icarus* **124**, 62 (1996)
- 1126 12. Alibert, Y., Mousis, O., Benz, W.: *Astrophys. J. Lett.* **622**, L145 (2005)
- 1127 13. Alibert, Y., Mousis, O., Mordasini, C., et al.: *Astrophys. J. Lett.* **626**, L57 (2005)
- 1128 14. Dodson-Robinson, S.E., Bodenheimer, P.: *Icarus* **207**, 491 (2010)
- 1129 15. Helled, R., Bodenheimer, P., Podolak, M., et al.: *Protostars Planet.* **VI**, 643 (2014)
- 1130 16. Mizuno, H., Nakazawa, K., Hayashi, C.: *Progress Theor. Phys.* **60**, 699 (1978)
- 1131 17. Lin, D.N.C., Papaloizou, J.: *Astrophys. J.* **307**, 395 (1986)
- 1132 18. Ward, W.R.: *Icarus* **126**, 261 (1997)
- 1133 19. Ida, S., Lin, D.N.C.: *Astrophys. J.* **616**, 567 (2004)
- 1134 20. Mordasini, C., Alibert, Y., Klahr, H., et al.: *Astron. Astrophys.* **547**, A111 (2012)
- 1135 21. Boss, A.P.: *Science* **276**, 1836 (1997)
- 1136 22. Boss, A.P.: *Astrophys. J.* **563**, 367 (2001)
- 1137 23. Vazan, A., Helled, R., Guillot, T.: *Astron. Astrophys.* **610**, L14 (2018)
- 1138 24. Wahl, S.M., Hubbard, W.B., Militzer, B., et al.: *Geophys. Res. Lett.* **44**, 4649 (2017)
- 1139 25. Nettelmann, N.: *Astron. Astrophys.* **606**, A139 (2017)
- 1140 26. Helled, R., Guillot, T.: *Astrophys. J.* **767**, 113 (2013)
- 1141 27. Wilson, H.F., Militzer, B.: *Phys. Rev. Lett.* **108**, 111101 (2012)
- 1142 28. Wilson, H.F., Militzer, B.: *Astrophys. J.* **745**, 54 (2012)

29. Leconte, J., Chabrier, G.: *Astron. Astrophys.* **540**, A20 (2012) 1143
30. Leconte, J., Chabrier, G.: *Nat. Geosci.* **6**, 347 (2013) 1144
31. Saumon, D., Guillot, T.: *Astrophys. J.*, 609 (1170) 1145
32. Fortney, J.J., Nettelmann, N.: *Space Sci. Rev.* **152**, 423 (2010) 1146
33. Nettelmann, N., Helled, R., Fortney, J.J., et al.: *Planet. Space Sci.* **77**, 143 (2013) 1147
34. Gautier, D., Hersant, F., Mousis, O., et al.: *Astrophys. J. Lett.* **550**, L227 (2001) 1148
35. Hersant, F., Gautier, D., Huré, J.-M.: *Astrophys. J.* **554**, 391 (2001) 1149
36. Young, R.E.: *J. Geophys. Res.* **103**, 22775 (1998) 1150
37. Folkner, W.M., Woo, R., Nandi, S.: *J. Geophys. Res.* **103**, 22847 (1998) 1151
38. Ragent, B., Colburn, D.S., Rages, K.A., et al.: *J. Geophys. Res.* **103**, 22891 (1998) 1152
39. Atkinson, D.H., Pollack, J.B., Seiff, A.: *J. Geophys. Res.* **103**, 22911 (1998) 1153
40. Sromovsky, L.A., Collard, A.D., Fry, P.M., et al.: *J. Geophys. Res.* **103**, 2929 (1998) 1154
41. Niemann, H.B., Atreya, S.K., Carignan, G.R., et al.: *J. Geophys. Res.* **103**, 22831 (1998) 1155
42. Atreya, S.K., Wong, M.H., Owen, T.C., et al.: *Planet. Space Sci.* **47**, 1243 (1999) 1156
43. Wilson, H.F., Militzer, B.: *Phys. Rev. Lett.* **104**, 121101 (2010) 1157
44. Guillot, T.: *Annu. Rev. Earth Planet. Sci.* **33**, 493 (2005) 1158
45. Helled, R., Podolak, M., Kovetz, A.: *Icarus* **185**, 64 (2006) 1159
46. Atreya, S.K., Mahaffy, P.R., Niemann, H.B., et al.: *Planet. Space Sci.* **51**, 105 (2003) 1160
47. Matousek, S.: *Acta Astronaut.* **61**, 932 (2007) 1161
48. Helled, R., Lunine, J.: *Mon. Not. R. Astron. Soc.*, 441 (2273) 1162
49. Conrath, B.J., Gautier, D., Hanel, R.A., et al.: *Astrophys. J.* **282**, 807 (1984) 1163
50. Conrath, B.J., Gautier, D.: *Icarus* **144**, 124 (2000) 1164
51. Achterberg, R.K., Schinder, P.J., Flasar, F.M.: *AAS/Div. Planet. Sci. Meet. Abstracts #48(508)*, 01 (2016) 1165
52. Courtin, R., Gautier, D., Marten, A., et al.: *Astrophys. J.* **287**, 899 (1984) 1167
53. Davis, G.R., Griffin, M.J., Naylor, D.A., et al.: *Astron. Astrophys.* **315**, L393 (1996) 1168
54. Fletcher, L.N., Irwin, P.G.J., Teanby, N.A., et al.: *Icarus* **188**, 72 (2007) 1169
55. Fletcher, L.N., Orton, G.S., Teanby, N.A., et al.: *Icarus* **202**, 543 (2009) 1170
56. Fletcher, L.N., Orton, G.S., Teanby, N.A., et al.: *Icarus* **199**, 351 (2009) 1171
57. Mousis, O., Fletcher, L.N., Lebreton, J.-P., et al.: *Planet. Space Sci.* **104**, 29 (2014) 1172
58. Mousis, O., Atkinson, D.H., Spilker, T., et al.: *Planet. Space Sci.* **130**, 80 (2016) 1173
59. Atkinson, D.H., Simon, A.A., Banfield, D., et al.: *AAS/Div. Planet. Sci. Meet. Abstracts #48(123)*, 29 (2016) 1174
60. Conrath, B., Gautier, D., Hanel, R., et al.: *J. Geophys. Res.* **92**, 15003 (1987) 1176
61. Burgdorf, M., Orton, G.S., Davis, G.R., et al.: *Icarus* **164**, 244 (2003) 1177
62. Mahaffy, P.R., Niemann, H.B., Alpert, A., et al.: *J. Geophys. Res.* **105**, 15061 (2000) 1178
63. Lindal, G.F., Lyons, J.R., Sweetnam, D.N., et al.: *J. Geophys. Res.* **92**, 14987 (1987) 1179
64. Baines, K.H., Mickelson, M.E., Larson, L.E., et al.: *Icarus* **114**, 328 (1995) 1180
65. Karkoschka, E., Tomasko, M.: *Icarus* **202**, 287 (2009) 1181
66. Sromovsky, L.A., Karkoschka, E., Fry, P.M., et al.: *Icarus* **238**, 137 (2014) 1182
67. Lindal, G.F., Lyons, J.R., Sweetnam, D.N., et al.: *Geophys. Res. Lett.* **17**, 1733 (1990) 1183
68. Karkoschka, E., Tomasko, M.G.: *Icarus* **211**, 780 (2011) 1184
69. Fletcher, L.N., Baines, K.H., Momary, T.W., et al.: *Icarus* **214**, 510 (2011) 1185
70. Irwin, P.G.J., Toledo, D., Garland, R., et al.: *Nat. Astron.* **2**, 420 (2018) 1186
71. Irwin, P.G.J., Toledo, D., Garland, R., et al.: *Icarus* **321**, 550 (2019) 1187
72. Lodders, K., Palme, H., Gail, H.-P.: *Landolt Börnstein* **4B**, 712 (2009) 1188
73. Feuchtgruber, H., Lellouch, E., Orton, G., et al.: *Astron. Astrophys.* **551**, A126 (2013) 1189
74. Ali-Dib, M., Mousis, O., Petit, J.-M., et al.: *Astrophys. J.* **793**, 9 (2014) 1190
75. Geiss, J., Gloeckler, G.: *Space Sci. Rev.* **84**, 239 (1998) 1191
76. Marty, B., Chaussidon, M., Wiens, R.C., et al.: *Science* **332**, 1533 (2011) 1192
77. Fouchet, T., Lellouch, E., Bézard, B., et al.: *Icarus* **143**, 223 (2000) 1193
78. Fletcher, L.N., Greathouse, T.K., Orton, G.S., et al.: *Icarus* **238**, 170 (2014) 1194
79. Mousis, O., Lunine, J.I., Fletcher, L.N., et al.: *Astrophys. J.* **796**, L28 (2014) 1195
80. Rubin, M., Altwegg, K., Balsiger, H., et al.: *Science* **348**, 232 (2015) 1196
81. Le Roy, L., Altwegg, K., Balsiger, H., et al.: *Astron. Astrophys.* **583**, A1 (2015) 1197
82. Bockelée-Morvan, D., Crovisier, J., Mumma, M.J., et al., vol. II (2004) 1198
83. Rousselot, P., Piralì, O., Jehin, E., et al.: *Astrophys. J. Lett.* **780**, L17 (2014) 1199

- 1200 84. Manfroid, J., Jehin, E., Hutsemékers, D., et al.: *Astron. Astrophys.* **503**, 613 (2009)
- 1201 85. Mahaffy, P.R., Donahue, T.M., Atreya, S.K., et al.: *Space Sci. Rev.* **84**, 251 (1998)
- 1202 86. Lellouch, E., Bézard, B., Fouchet, T., et al.: *Astron. Astrophys.* **370**, 610 (2001)
- 1203 87. Dobrijevic, M., Loison, J.C., vol. 307 (2018)
- 1204 88. Asplund, M., Grevesse, N., Sauval, A.J., et al.: *Ann. Rev. Astron. Astrophys.* **47**, 481 (2009)
- 1205 89. Bockelée-Morvan, D., Biver, N., Swinyard, B., et al.: *Astron. Astrophys.* **544**, L15 (2012)
- 1206 90. Courtin, R., Swinyard, B.M., Moreno, R., et al.: *Astron. Astrophys.* **536**, L2 (2011)
- 1207 91. Loison, J.C., Dobrijevic, M., Hickson, K.M., et al.: *Icarus* **291**, 17 (2017)
- 1208 92. Serigano, J., Nixon, C.A., Cordiner, M.A., et al.: *Astrophys. J. Lett.* **821**, L8 (2016)
- 1209 93. Noll, K.S., Geballe, T.R., Knacke, R.F.: *Astrophys. J. Lett.* **453**, L49 (1995)
- 1210 94. Boss, A.P., Wetherill, G.W., Haghhighipour, N.: *Icarus* **156**, 291 (2002)
- 1211 95. Bar-Nun, A., Nonesco, G., Owen, T.: *Icarus* **190**, 655 (2007)
- 1212 96. Mousis, O., Lunine, J.I., Picaud, S., et al.: *Faraday Discuss.* **147**, 509 (2010)
- 1213 97. Mousis, O., Lunine, J.I., Madhusudhan, N., et al.: *Astrophys. J. Lett.* **751**, L7 (2012)
- 1214 98. Guillot, T., Hueso, R.: *Mon. Not. R. Astron. Soc.* **367**, L47 (2006)
- 1215 99. Stevenson, D.J., Lunine, J.I.: *Icarus* **75**, 146 (1988)
- 1216 100. Cyr, K.E., Sears, W.D., Lunine, J.I.: *Icarus* **135**, 537 (1998)
- 1217 101. Guillot, T.: *Science* **269**, 1697 (1995)
- 1218 102. Visscher, C., Fegley, B.: (1221)
- 1219 103. Cavalié, T., Venot, O., Selsis, F., et al.: *Icarus* **291**, 1 (2017)
- 1220 104. Sánchez-Lavega, A., et al.: *Zonal Jets: Phenomenology, Genesis and Physics*. In: Galperin, B., Read, P. L. (eds) Cambridge University Press (2019)
- 1221 105. Vasavada, A.R., Showman, A.P.: *Rep. Prog. Phys.* **68**, 1935 (2005)
- 1222 106. Kaspi, Y., Galanti, E., Hubbard, W.B., et al.: *Nature* **555**, 223 (2018)
- 1223 107. Guillot, T., Miguel, Y., Millitzer, B., et al.: *Nature* **555**, 227 (2018)
- 1224 108. Galanti, E., Kaspi, Y., Miguel, Y., et al.: *Geophys. Res. Lett.* **46**, 616 (2019)
- 1225 109. Kaspi, Y., Showman, A.P., Hubbard, W.B., et al.: *Nature* **497**, 344 (2013)
- 1226 110. Atkinson, D.H., Pollack, J.B., Seiff, A.: *Science* **272**, 842 (1996)
- 1227 111. Atkinson, D.H., Ingersoll, A.P., Seiff, A.: *Nature* **388**, 649 (1997)
- 1228 112. Garcia-Melendo, E., Pérez-Hoyos, S., Sánchez-Lavega, A., et al.: vol. 215
- 1230 113. Tollefson, J., de Pater, I., Marcus, P.S., et al.: *Icarus* **311**, 317 (2018)
- 1231 114. Molter, E., de Pater, I., Luszcz-Cook, S., et al.: *Icarus* **321**, 324 (2019)
- 1232 115. Sun, Z.P., Schubert, G., Stoker, C.R.: *Icarus* **91**, 154 (1991)
- 1233 116. Lian, Y., Showman, A.P.: *Icarus* **207**, 373 (2010)
- 1234 117. Fletcher, L.N., Irwin, P.G.J., Teanby, N.A., et al.: *Icarus* **189**, 457 (2007)
- 1235 118. Orton, G.S., Fletcher, L.N., Moses, J.I., et al.: *Icarus* **243**, 494 (2014)
- 1236 119. Fletcher, L.N., de Pater, I., Orton, G.S., et al.: *Icarus* **231**, 146 (2014)
- 1237 120. Lindal, G.F., Lyons, J.R., Sweetnam, D.N., et al.: *J. Geophys. Res.* **92**, 14987 (1987)
- 1238 121. Lindal, G.F.: *Astron. J.* **103**, 967 (1992)
- 1239 122. Leconte, K., Selsis, F., Hersant, F., et al.: *Astron. Astrophys.* **598**, A98 (2017)
- 1240 123. Friedson, A.J., Gonzales, E.J.: *Icarus* **297**, 160 (2017)
- 1241 124. Herbert, F., Sandel, B.R., Yelle, R.V., et al.: *J. Geophys. Res.* **92**, 15093 (1987)
- 1242 125. Li, C., Le, T., Zhang, X., et al.: *J. Quant. Spectros. Radiat. Transfer* **217**, 353 (2018)
- 1243 126. Banfield, D., Gierasch, P.J., Bell, M., et al.: *Icarus* **135**, 230 (1998)
- 1244 127. West, R.A., Baines, K.H., Friedson, J.A., et al.: *Jupiter the Planet, Satellites and Magnetosphere*. In: Bagenal, F., Dowling, T. E., McKinnon, W. B. (eds) Cambridge University Press, (2004)
- 1245 128. Pérez-Hoyos, S., Sanz-Requena, J.F., Barrado-Izagirre, N., et al.: *Icarus* **217**, 256 (2012)
- 1246 129. West, R.A., Baines, K.H., Karkoschka, E., et al.: *Saturn from Cassini-Huygens*. In: sDougherty, M. K., Esposito, L. W., Krimigis, S.M. (eds) Cambridge University Press (2009)
- 1247 130. Fletcher, L.N., Baines, K.H., Momary, T.W., et al.: *Icarus* **214**, 510 (2011)
- 1249 131. Pérez-Hoyos, S., Sánchez-Lavega, A., Irwin, P.G.J., et al.: *Icarus* **277**, 1 (2016)
- 1250 132. West, R.A., Baines, K.H., Pollack, J.B.: *Uranus*. In: Bergstrahl, J.T., Miner, E. D., Matthews, M.S. (eds) University of Arizona Press (1991)
- 1251 133. Irwin, P.G.J., Teanby, N.A., Davis, G.R.: *Icarus* **203**, 287 (2009)
- 1252 134. de Kleer, K., Luszcz-Cook, S., de Pater, I., et al.: *Icarus* **256**, 120 (2015)
- 1253 135. Irwin, P.G.J., Wong, M.H., et al.: *A. A. Simon Icarus* **288**, 99 (2017)
- 1254 136. Hammel, H.B., Baines, K.H., Bergstrahl, J.T.: *Icarus* **80**, 416 (1989)

137. Baines, K.H., Hammel, H.B.: *Icarus* **109**, 20 (1994) 1257
138. Irwin, P.G.J., Fletcher, L.N., Tice, D., et al.: *Icarus* **271**, 418 (2016) 1258
139. Ingersoll, A.P., Dowling, T.E., Gierasch, P.J.: *Jupiter the Planet, Satellites and Magnetosphere*. In: Bagenal, F., Dowling, T. E., McKinnon, W. B. (eds) Cambridge University Press (2004) 1259
140. Vasavada, A.R., Hörst, S.M., Kennedy, M.R., et al.: *J. Geophys. Res. (Planets)* **111**, 5004 (2006) 1261
141. Smith, B.A., Soderblom, L.A., Beebe, R., et al.: *Science* **233**, 43 (1986) 1262
142. Smith, B.A., Soderblom, L.A., Banfield, D., et al.: *Science* **246**, 1422 (1989) 1263
143. Sromovsky, L.A., Fry, P.M., Dowling, T.E.: *Icarus* **149**, 459 (2001) 1264
144. Fry, P.M., Sromovsky, L.A., de Pater, I., et al.: *Astron. J.* **143**, 150 (2012) 1265
145. Fletcher, L.N., Kaspi, Y., Guillot, T., et al.: *Space Sci. Rev.* **216**, 30 (2020) 1266
146. Weidenschilling, S.J., Lewis, J.S.: *Icarus* **20**, 465 (1973) 1267
147. Atreya, S.K., Wong, A.S.: *Space Sci. Rev.* **116**, 121 (2005) 1268
148. Li, C., Ingersoll, A., Janssen, M., et al.: *Geophys. Res. Lett.* **44**, 5317 (2017) 1269
149. Li, C., Ingersoll, A., Bolton, S., et al.: *Nat. Astron.* **4**, 609 (2020) 1270
150. Atreya, S.K., Hofstadter, M.H., In, J.H., et al.: *Space Sci. Rev.* **216**, 18 (2020) 1271
151. Irwin, P.G.J., Toledo, D., Garland, R.: *Nat. Astron.* **2**, 420 (2018) 1272
152. Irwin, P.G.J., Toledo, D., Garland, R.: *Icarus* **321**, 550 (2019) 1273
153. Showman, A.P., Ingersoll, A.P.: vol. 132 (1998) 1274
154. Fischer, G., Paganan, J.A., Zarka, P., et al.: *Astron. Astrophys.* **621**, A113 (2019) 1275
155. Sánchez-Lavega, A., Fischer, G., Fletcher, L.N., et al.: *Saturn in the 21st Century*. In: Baines, K. H., Flasar, F. M., Krupp, N. et al. (eds) Cambridge University Press (2018) 1276
156. de Pater, I., Sromovsky, L.A., Fry, P.M., et al.: *Icarus* **252**, 121 (2015) 1278
157. Irwin, P.G.J., Wong, M.H., Simon, A.A., et al.: *Icarus* **288**, 99 (2017) 1279
158. Stoker, C.R., Toon, O.B.: *Geophys. Res. Lett.* **16**, 929 (1989) 1280
159. Showman, A.P., Ingersoll, A.P., Achterberg, R., et al.: *Saturn in the 21st Century*. In: Baines, K. H., Flasar, F. M., Krupp, N. et al. (eds) Cambridge University Press (2018) 1281
160. Wong, M.H., Tollefson, J., Hsu, A.I., et al.: *Astron. J.* **155**, 117 (2018) 1283
161. Hammel, H.B., Sromovsky, L.A., Fry, P.M., et al.: vol. 201 (2009) 1284
162. Sromovsky, L.A., de Pater, I., Fry, P.M., et al.: *Icarus* **258**, 192 (2015) 1285
163. Orton, G.S., Fisher, B.M., Baines, K.H., et al.: *J. Geophys. Res.* **103**, 22791 (1998) 1286
164. Taylor, F.W., Atreya, S.K., Encrenaz, T.h., et al.: *Jupiter the Planet*. In: Bagenal, F., Dowling, T. E., McKinnon, W. B. (eds) *Satellites and Magnetosphere*, Cambridge University Press (2004) 1287
165. Fouchet, T., Moses, J.I., Conrath, B.J., et al.: *Saturn from Cassini-Huygens*. In: Dougherty, M. K., Esposito, L. W., Krimigis, S.M. (eds) Cambridge University Press (2009) 1289
166. Moses, K.I., Fletcher, L.N., Greathouse, T.K., et al.: *Icarus* **307**, 124 (2018) 1291
167. Venkatapathy, E., Ellerby, D., Gage, P.: In: *Workshop on in Situ Exploration of Ice Giants*. Marseille, France (2019) 1292
168. Milos, F.S., Chen, Y.-K., Mahzari, M.: *Journal of Spacecraft and Rockets*. In: 47th AIAA Thermophysics Conference, AIAA AVIATION Forum. <https://doi.org/10.2514/6.2017-3353> (2017) 1294
169. Fulchignoni, M., Ferri, F., Angrilli, F., et al.: *Space Sci. Rev.* **104**, 395 (2002) 1295
170. Seiff, A., Knight, T.C.D., vol. 60 (1992) 1296
171. Seiff, A., Juergens, D.W., Lepetich, J.E.: *IEEE Trans. Geosci. Remote Sens.* **18**, 105 (1980) 1297
172. Balsiger, H., Altwegg, K., Bochsler, P., et al.: *Space Sci. Rev.* **128**, 745 (2007) 1299
173. Durry, G., Li, J.S., Vinogradov, I., et al., vol. 99 (2010) 1300
174. Webster, C.R., Mahaffy, P.R.: *Planet. Space Sci.* **59**, 271 (2011) 1301
175. Webster, C.R., Mahaffy, P.R., Flesch, G.J., et al.: *Science* **341**, 260 (2013) 1302
176. von Zahn, U., Hunten, D.M.: *Space Sci. Rev.* **60**, 263 (1992) 1303
177. Atkinson, D.H., Ingersoll, A.P., Seiff, A.: *Nature* **388**, 649 (1997) 1304
178. Gayet, J.F., Crépel, O., Fournol, J.F., et al.: *Ann. Geophys.* **15**, 451 (1997) 1305
179. Lurton, T., Renard, J.-B., Vignelles, D., et al.: *Atmosph. Measur. Techn.* **7**, 931 (2014) 1306
180. Renard, J.-B., Dulac, F., Berthet, G., et al.: *Atmosph. Measur. Techn.* **9**, 3673 (2016) 1307
181. Renard, J.-B., Dulac, F., Berthet, G., et al.: *Atmosph. Measur. Techn.* **9**, 1721 (2016) 1308
182. Renard, J.-B., Berthet, G., Robert, C., et al.: *Appl. Opt.* **41**, 7540 (2002) 1309
183. Volten, H., Muñoz, O., Hovenier, J.W., et al.: *J. Quant. Spectrosc. Radiat. Transf.* **100**, 437 (2006) 1310
184. Smith, M.D., Gierasch, P.J.: *Icarus* **116**, 159 (1995) 1311
185. Banfield, D., Schindler, D.W., Tarr, S., et al.: *Acoust. Soc. Amer. J.* **140**, 1420 (2016) 1312
186. Lorenz, R.D.: *Speed of sound in outer planet atmospheres*. *Planet. Space Sci.* **47**, 67–77 (1998) 1313

-
- 1314 187. Zarnecki, J.C., 26 colleagues: The Huygens surface science package. *Huygens: Sci. Payload Mission*
1315 **1177**, 177 (1997)
- 1316 188. Boese, R.W., Twarowski, R.J., Gilland, J., et al.: *IEEE Trans. Geosci. Remote Sens.* **18**, 97 (1980)
- 1317 189. Tomasko, M.G., Buchhauser, D., Bushroee, M., et al.: *Space Sci. Rev.* **104**, 469 (2002)

1318 **Publisher's note** Springer Nature remains neutral with regard to jurisdictional claims in published
1319 maps and institutional affiliations.

UNCORRECTED PROOF

Affiliations

O. Mosis¹ · D. H. Atkinson² · R. Ambrosi³ · S. Atreya⁴ · D. Banfield⁵ ·	1321
S. Barabash⁶ · M. Blanc⁷ · T. Cavalié^{8,9} · A. Coustenis⁹ · M. Deleuil¹ · G. Durry¹⁰ ·	1322
F. Ferri¹¹ · L. N. Fletcher¹² · T. Fouchet⁹ · T. Guillot¹³ · P. Hartogh¹⁴ · R. Hueso¹⁵ ·	1323
M. Hofstadter² · J.-P. Lebreton¹⁶ · K. E. Mandt¹⁷ · H. Rauer^{18,19} · P. Rannou¹⁰ ·	1324
J.-B. Renard¹⁶ · A. Sánchez-Lavega¹⁵ · K. M. Sayanagi²⁰ · A. A. Simon²¹ ·	1325
T. Spilker²² · E. Venkatapathy²³ · J. H. Waite²⁴ · P. Wurz²⁵ 	1326
³ Department of Physics and Astronomy, University of Leicester, Leicester, UK	1327
⁴ Department of Climate and Space Sciences and Engineering University of Michigan, Ann Arbor, MI, 48109-2143, USA	1328 1329
⁵ Cornell Center for Astrophysics and Planetary Science, Cornell University, 420 Space Sciences, Ithaca, NY 14853, USA	1330 1331
⁶ Swedish Institute of Space Physics, Box 812, 98128, Kiruna, Sweden	1332
⁷ IRAP, CNRS/Université Toulouse III-Paul Sabatier/CNES, Toulouse, France	1333
⁸ Laboratoire d'astrophysique de Bordeaux, University Bordeaux, CNRS, B18N, allée Geoffroy Saint-Hilaire, 33615 Pessac, France	1334 1335
⁹ LESIA, Observatoire de Paris, PSL Research University, CNRS, Sorbonne Universités, UPMC Univ. Paris 06, Univ. Paris Diderot, Sorbonne Paris Cité, 5 place Jules Janssen, 92195 Meudon, France	1336 1337
¹⁰ Groupe de Spectrométrie Moléculaire et Atmosphérique, UMR 7331, CNRS, Université de Reims, Champagne Ardenne, Campus Sciences Exactes et Naturelles, BP 1039, Reims 51687, France	1338 1339
¹¹ Centro di Ateneo di Studi e Attività Spaziali “Giuseppe Colombo” (CISAS), Università degli Studi di Padova, via Venezia 15, 35131 Padova, Italy	1340 1341
¹² School of Physics, Astronomy, University of Leicester, University Road, Leicester, LE1 7RH, UK	1342
¹³ Observatoire de la Côte d'Azur, CNRS, Laboratoire Lagrange, Université Côte d'Azur, Bd de l'Observatoire, CS 34229, 06304 Nice cedex 4, France	1343 1344
¹⁴ Max-Planck-Institut für Sonnensystemforschung, Justus-von-Liebig-Weg 3, 37077 Göttingen, Germany	1345 1346
¹⁵ Escuela de Ingeniería de Bilbao, UPV/EHU, 48013 Bilbao, Spain	1347
¹⁶ CNRS-Université d'Orléans, 3a Avenue de la Recherche Scientifique, 45071 Orléans Cedex 2, France	1348
¹⁷ Applied Physics Laboratory, Johns Hopkins University, 11100 Johns Hopkins Rd., Laurel, MD 20723, USA	1349 1350
¹⁸ Institut für Planetenforschung, DLR, Berlin, Germany	1351
¹⁹ Zentrum für Astronomie und Astrophysik, TU Berlin, Berlin, Germany	1352
²⁰ Department of Atmospheric and Planetary Sciences, Hampton University, 154 William R. Harvey Way, Hampton, VA 23668, USA	1353 1354
²¹ NASA Goddard Space flight Center, Greenbelt, MD, 20771, USA	1355
²² Solar System Science, Exploration, Monrovia, CA, USA	1356
²³ NASA Ames Research Center, Moffett Field, CA, 94035, USA	1357
²⁴ Space Science and Engineering Division, Southwest Research Institute, San Antonio, TX, 78228, USA	1358 1359
²⁵ Space Science, Planetology, Physics Institute, University of Bern, Sidlerstrasse 5, 3012 Bern, Switzerland	1360 1361

AUTHOR'S PROOF

AUTHOR QUERIES

AUTHOR PLEASE ANSWER ALL QUERIES:

- Q1.** Please check if the captured ORCID information is correct.
- Q2.** Please check affiliations 18 and 19 if captured correctly.
- Q3.** Missing citation for Figure 8 was inserted here. Please check if appropriate. Otherwise, please provide citation for Figure 8.