



HAL
open science

Radical 1,5-Chloropentafluorosulfanylation of Unactivated Vinylcyclopropanes and Transformation into α -SF 5 Ketones

Fang-Fang Feng, Jun-An Ma, Dominique Cahard

► **To cite this version:**

Fang-Fang Feng, Jun-An Ma, Dominique Cahard. Radical 1,5-Chloropentafluorosulfanylation of Unactivated Vinylcyclopropanes and Transformation into α -SF 5 Ketones. *Journal of Organic Chemistry*, inPress, 10.1021/acs.joc.1c01886 . hal-03357178

HAL Id: hal-03357178

<https://hal.science/hal-03357178>

Submitted on 30 Sep 2021

HAL is a multi-disciplinary open access archive for the deposit and dissemination of scientific research documents, whether they are published or not. The documents may come from teaching and research institutions in France or abroad, or from public or private research centers.

L'archive ouverte pluridisciplinaire **HAL**, est destinée au dépôt et à la diffusion de documents scientifiques de niveau recherche, publiés ou non, émanant des établissements d'enseignement et de recherche français ou étrangers, des laboratoires publics ou privés.

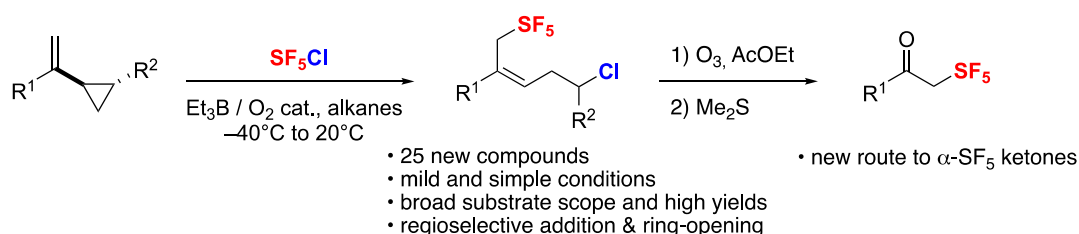
Radical 1,5-Chloropentafluorosulfanylation of Unactivated Vinylcyclopropanes and Transformation into α -SF₅ Ketones

Fang-Fang Feng,^{†,‡} Jun-An Ma,^{*,‡} Dominique Cahard^{*,†}

[†] UMR 6014 CNRS COBRA, Normandie Université, INSA Rouen, 1 rue Tesnière, 76821 Mont Saint Aignan, France

[‡] Department of Chemistry, Tianjin Key Laboratory of Molecular Optoelectronic Sciences, and Collaborative Innovation Center of Chemical Science and Engineering, Tianjin University, Tianjin 300072, China

Supporting Information Placeholder

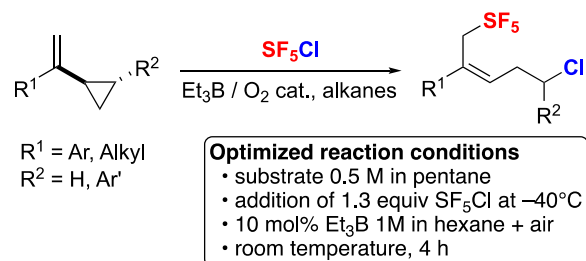


ABSTRACT: The radical 1,5-chloropentafluorosulfanylation of vinyl cyclopropanes (VCPs) initiated by Et₃B/O₂ affords allylic pentafluorosulfanyl / homoallylic chloride products through ring-strain release of the cyclopropane. The VCP substitution pattern was investigated. The utility of this reaction was illustrated in post-transformation of the C=C bond by ozonolysis giving access to valuable α -SF₅ carbonyl compounds.

Vinyl cyclopropane (VCP) is an all-carbon multifaceted scaffold of great interest for the installation of elements and a diversity of functional groups in straightforward synthetic transformations.¹ The substitution pattern of VCPs strongly impacts the reactivity and reaction possibilities with nucleophilic, electrophilic or radical partners. Activated VCPs, which typically feature two geminal electron-withdrawing substituents (EWS) on the cyclopropane ring to ease ring-opening reactions, react with the aid of transition-metal catalysts to form zwitterionic π -allylmetal intermediates that subsequently engage in allylic substitutions, addition reactions or cycloaddition reactions.² In sharp contrast, unactivated VCPs lacking EWS less favourably form 1,3-dipoles in the presence of metal catalysts and prefer to undergo oxidative addition to form a metallacycle intermediate for subsequent annulation reactions.³ Unactivated VCPs, as five-carbon synthons, were explored in a number of transition-metal catalyzed 1,5-difunctionalization reactions, *e.g.* Ni-catalyzed silaboration,⁴ Fe-catalyzed hydroboration,⁵ Fe-catalyzed dicarbofunctionalization,⁶ Rh-catalyzed nitrene-transfer,⁷ Cu-catalyzed cyanotrifluoromethylation,⁸ Au-catalyzed hydroamination,⁹ and Ir-catalyzed bromotrichloromethylation.¹⁰ In addition, an organocatalytic (C₆F₅)₃B-catalyzed ionic hydrosilylation¹¹ and a visible-light-promoted hydrotrifluoromethylation¹² have been developed. In mechanistic studies, the VCP scaffold is widely used as radical probe but the 1,5-difunctionalized products are clearly not central to the research works.¹³ Remote 1,5-difunctionalization of unactivated VCPs with concomitant creation of a C–S bond has been reported in 1974 by reaction of arylsulfenyl chloride

with VCPs through a carbonium ion intermediate¹⁴ and recently in 2020 in a photo-mediated organocatalytic radical 1,5-trifluoromethylthio-sulfonylation.¹⁵ Other examples of C–S bond formation starting from the VCP motif could be found in mechanistic studies of various reactions exploiting VCPs as radical probes.¹⁶ In order to increase the diversity of sulfur-containing products accessible from VCPs, we herein report that exposure of unactivated VCPs to pentafluorosulfanyl chloride under metal-free conditions in the presence of a radical initiator resulted in an efficient, atom-economic 1,5-chloropentafluorosulfanylation reaction (Scheme 1).

Scheme 1. Radical pentafluorosulfanylation of VCPs.^a



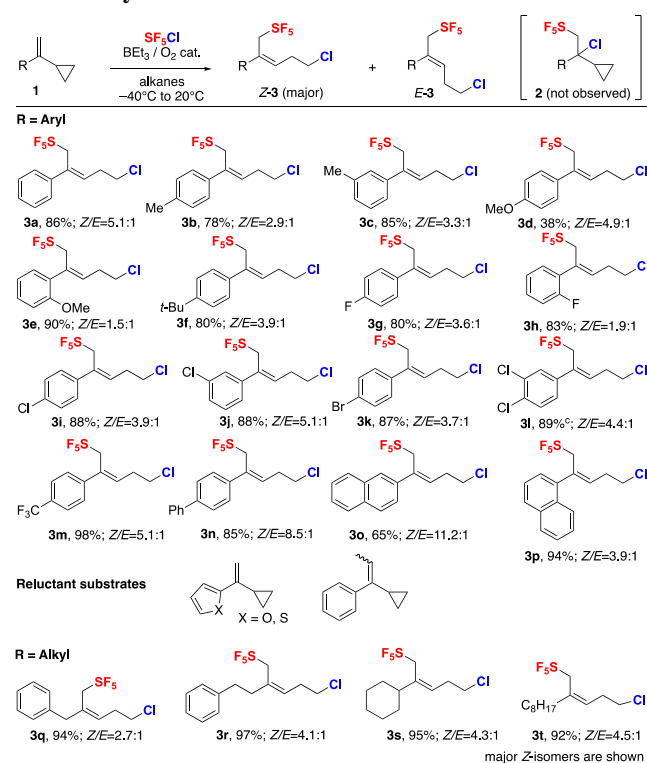
^a See the experimental section for detailed procedures.

Our choice for the fluorine-containing SF₅ motif was motivated by its emerging position in the ever more vibrant field of organofluorine chemistry. Indeed, the incremental progress of the SF₅ chemistry has demonstrated that installation of a SF₅

group on an organic molecule deeply influences its chemical and physical properties (reactivity, metabolic stability, membrane permeability, aqueous solubility, pKa, Log *D*, ...).¹⁷ Nevertheless, the number of SF₅-containing molecules is still rather small and a particular focus is given to SF₅-substituted (hetero)aromatics¹⁸ while aliphatic SF₅ derivatives are less investigated.¹⁹ In this context, expanding the chemical space of SF₅-containing aliphatic compounds offers wide opportunities. Specifically, we have used pentafluorosulfanyl chloride in a radical chain addition process to VCPs in the presence of the couple Et₃B/O₂ as a catalytic initiator.

SF₅Cl is a colorless gas (Bp -21°C) commercially available from rare suppliers or prepared in the lab according to a recent procedure.²⁰ It can be easily condensed in hexane and the solutions are kept in a freezer for weeks. Since the demonstration by Dolbier and Ait-Mohand in 2002 that Et₃B/O₂ acts as an efficient SF₅ radical initiator, the method has become prevalent in the free radical chain addition of SF₅• to unsaturations.^{21a-c} Note that the combination Et₃B/O₂ also served in the transfer of pyridine tetrafluorosulfanyl chloride to alkenes and alkynes,^{21d} albeit it was later demonstrated that these precise reactions performed spontaneously without catalyst.^{21e} It is therefore only natural that we carried out our study with the couple Et₃B/O₂ keeping in mind to evaluate the requirement of it. By selecting the unactivated VCPs **1** as substrates, which feature the vinyl group as radical accepting group and an aryl or an alkyl substituent as radical stabilizing group, we anticipated that one issue would be the participation or not of the cyclopropane ring to the chain process; in other words, either the 1,2-addition product **2** or the 1,5-addition product **3** could possibly formed (Scheme 2).

Scheme 2. Scope I of the pentafluorosulfanylation of VCPs: vinyl substituent effect.^{a,b}

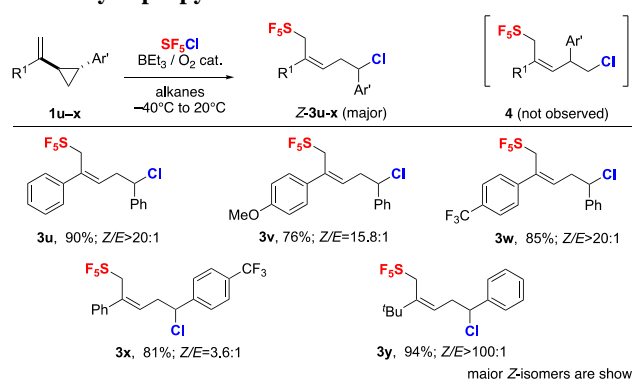


^a See experimental section for detailed procedures. ^b Z/E ratios were determined on crude reaction mixtures. ^c Two equivalents of SF₅Cl were required to reach full conversion.

The experiments demonstrated the obtention of **3** as single regioisomer with Z/E ratios depending on the substitution pattern of substrates **1**. The Z-isomer was assigned as the major isomer by 2D NOESY NMR of product **3n** and X-ray crystal analysis of product **3o**.²² Consistently, high yields were achieved with the variously substituted phenyl groups in **3a-p** with one exception (**3d** was obtained in 38% yield). Halogens (F, Cl, Br), alkyls (Me, *t*-Bu), aryl (Ph, Naphth), EDG and EWG groups (MeO, CF₃) at different ring positions are compatible with the reaction conditions. Nevertheless, we identified reluctant substrates that are heteroaryl-containing VCPs as well as a VCP featuring a trisubstituted olefin moiety (Scheme 2). In the cases of 2-furyl- and 2-thiophenyl-derived VCPs, the substrates were fully consumed yet not in the expected allylic SF₅ products. The reaction conditions were modified, in particular by using other solvents. In ethyl acetate, two major products were identified resulting in 1,5-acetylchlorination and 1,5-chlorofluorination. The required acetyl radical was generated by homolytic cleavage of EtOAc and the fluorine radical was formed together with SF₄ (detected by ¹⁹F NMR) during the decomposition of SF₅ radical. Possibly, the Lewis acidity of triethylborane was an issue for these heteroaryl substrates. Alkyl-substituted VCPs gave even higher yields (92-97%) in 1,5-chloropentafluorosulfanylated products **3q-t** (Scheme 2). The explanation could be that the tertiary radical intermediates are less stabilized than the benzylic radical issued of aryl substituted VCPs and thus they more easily promote the radical-mediated cyclopropane ring-opening reaction affording the homoallylic primary radical (see later in the text Scheme 4).

A further scope investigation was carried out with disubstituted *trans*-cyclopropyl VCPs. Here again the regioselective 1,5-addition products were isolated as sole products; moreover, the cyclopropane ring-opening furnished specifically products **3u-x** without trace of isomers **4** as certified by COSY NMR (Scheme 3 and SI). As previously noticed with alkyl VCPs **3q-t**, addition product **3y** was obtained in an excellent 94% yield, and furthermore with a total diastereoselectivity for the Z isomer.

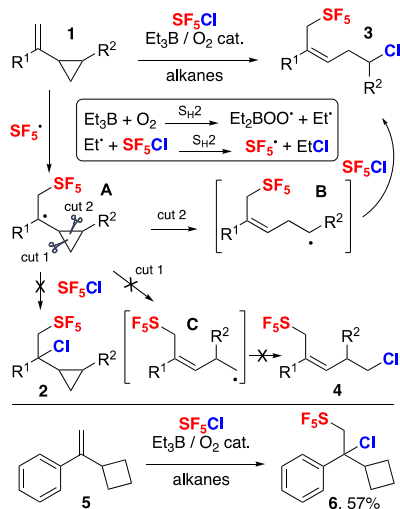
Scheme 3. Scope II of the pentafluorosulfanylation of VCPs: cyclopropyl substituent effect.^{a,b}



^a See experimental section for detailed procedures. ^b Z/E ratios were determined on crude reaction mixtures.

From a mechanistic point of view, triethylborane underwent a homolytic substitution (S_H2) reaction with triplet O_2 from which an ethyl radical was liberated. When in contact with SF_5Cl , Et^\cdot

Scheme 4. Mechanistic suggestions.

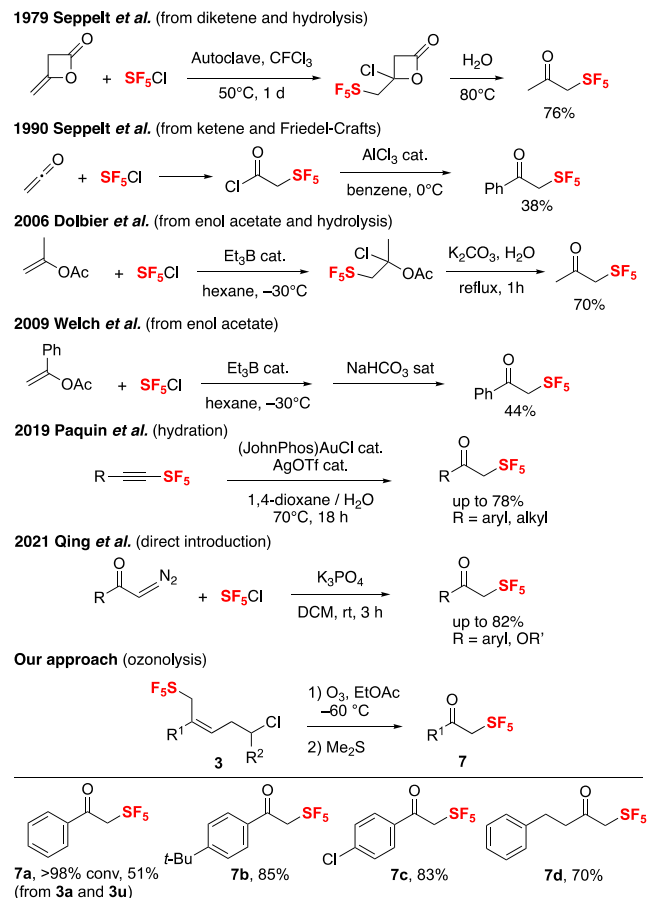


caused the S_H2 to produce the radical SF_5^\cdot and $EtCl$ (Scheme 4). VCPs reacted regioselectively at the vinyl group with SF_5^\cdot to furnish the cyclopropylcarbinyl radical **A** and further ring-opening by β -homolytic fission and strain release rearrangement to give **B**, which propagates the chain process by S_H2 with SF_5Cl and production of compound **3**. The reverse reaction that releases the double bond was slower than the ring-opening and β -fragmentation of the pentafluorothyl radical was not a limitation. Since the release of strain from the cyclopropane ring is thermodynamically highly favorable, product **2** resulting in a 1,2-addition onto the vinyl function was not observed. For substrates featuring a R^2 substituent on the cyclopropane moiety, two regioisomers could potentially be obtained: **3** via the secondary alkyl radical **B** and **4** via the primary alkyl radical **C**. The greater stability of **B** is responsible for the unique formation of addition product **3** (Scheme 4). In the absence of Et_3B/O_2 , no spontaneous reaction took place. Regarding the diastereoselectivity, the ratio Z/E was dictated by the conformation of the intermediate cyclopropylcarbinyl radical **A** and varies with the VCP substitution pattern.²³ Application of the chloropentafluorosulfanylation to homologous vinylcyclobutane was somehow successful; however, while both the vinyl and the cyclopropane participate in the 1,5-difunctionalization of VCP, the cyclobutane ring in homologous vinylcyclobutane **5** was not altered and the 1,2-addition product **6** was isolated as single reaction product (Scheme 4).

The potential of α - SF_5 carbonyl compounds, for instance in enolate chemistry, has not yet been explored in details because of the paucity of synthetic methods to reach these structures. Pioneering works by Seppelt consisted of SF_5Cl addition onto diketene and hydrolysis of the intermediate^{24a} or on ketene followed by a Friedel-Crafts reaction (Scheme 5).^{24b} The Et_3B -catalyzed addition of SF_5Cl onto enol acetates of acetone by Dolbier^{24c} or of acetophenone by Welch^{24d} gave after hydroly-

sis the corresponding α - SF_5 ketones. Among the most recent approaches toward α - SF_5 ketones, one can cite the gold-catalyzed hydration of SF_5 -alkynes described by Paquin^{24e} and the direct pentafluorosulfanylation of diazo compounds in the presence of tripotassium phosphate by Qing (Scheme 5).^{24f} We assumed that allylic pentafluorosulfanyl products **3** would be precursors

Scheme 5. Preparation of α - SF_5 ketones: State-of-the-art and our approach by ozonolysis.^a



^a See experimental section for detailed procedures.

of α - SF_5 ketones through ozonolysis. Indeed, aryl and aliphatic ketones **7a-d** were easily obtained by ozonolysis in ethyl acetate with reductive workup (Scheme 5). The transformation was clean and quantitative from **3a** and **3u** affording the same ketone **7a** albeit in a moderate yield due to its volatility. Other α - SF_5 ketones with higher molecular weights were isolated in 70–85% yields. Notably, this transformation is the first evidence of compatibility of aliphatic SF_5 derivatives with ozone.

In conclusion, we have carried out the radical 1,5-chloropentafluorosulfanylation of vinyl cyclopropanes by means of a stock solution of SF_5Cl and the catalytic combination Et_3B/O_2 . Novel allylic pentafluorosulfanyl derivatives were prepared in high yields. Because the activation step is metal-free, catalytic in radical initiator and the 1,5-addition is obviously fully atom-economical, this process fulfills the key ideals of modern synthetic chemistry. Remarkably, a new

synthetic strategy for the construction of α -SF₅ ketones has been established. The key elements of this cutting-edge research in organofluorine compounds contributes to the flourishing chemistry of the emerging SF₅ motif.

EXPERIMENTAL SECTION

All experiments were conducted under a fume-hood. Analytical thin-layer chromatographies were performed on silica gel aluminum plates with F-254 indicator and visualized by UV light (254 nm) and/or chemical staining with a *p*-anisaldehyde or KMnO₄ solution. Column chromatographies were performed with silica gel (0.040-0.060 nm). NMR spectra were recorded on a Bruker DXP 300 instrument at 300 MHz for ¹H, 75.5 MHz for ¹³C and 282 MHz for ¹⁹F in CDCl₃ at room temperature unless otherwise stated. Chemical shifts (δ) were quoted in parts per million (ppm) relative to the residual peak of CHCl₃ ($\delta_{\text{H}} = 7.26$ ppm and $\delta_{\text{C}} = 77.16$ ppm) and internal standard CFC1₃ ($\delta_{\text{F}} = 0.00$ ppm). Spectra are reported as follows: chemical shift δ (ppm), multiplicity (s = singlet, d = doublet, dd = doublet of doublets, t = triplet, td = triplet of doublets q = quartet, p = pentet, m = multiplet and dm = doublet of multiplet), integration and coupling constant. Infrared spectra were recorded on a PerkinElmer Spectrum 100. High-resolution mass spectra (HRMS) were recorded on a JEOL AccuTof 4G with GC HP Agilent 7890. Commercially available chemicals were obtained from Fisher scientific, Sigma Aldrich, Alfa Aesar, TCI, Fluorochem and used as received unless otherwise stated. Tetrahydrofuran (THF), diethyl ether (Et₂O), and toluene were distilled from sodium / benzophenone prior to use; CH₂Cl₂ was distilled from CaH₂.

Synthesis of vinylcyclopropanes

Vinylcyclopropanes **1a-p** were prepared in a two-step sequence according to reported procedures.^{25a,b} Vinylcyclopropanes **1q-t** were prepared in a two-step sequence according to a reported procedure.²⁶ Vinylcyclopropanes **1u-y** were prepared in a two-step sequence according to a reported procedure.²⁷ All vinylcyclopropanes **1a-k** and **1m-t**, **1u**, **1v**, **1x** and **1y** are known compounds for which analytical data are identical to those reported in the literature. **1a** CAS [825-76-3],^{25b} **1b** CAS [15620-28-7],^{25b} **1c** CAS [2374777-09-8],^{25b} **1d** CAS [829-17-4],^{25b} **1e** CAS [1355988-71-4],^{25b} **1f** CAS [933054-41-2],^{25b} **1g** CAS [827-87-2],^{25b} **1h** CAS [2414140-70-6],^{25b} **1i** CAS [1009-33-2],^{25b} **1j** CAS [2417453-22-4],^{25b} **1k** CAS [65322-32-9],^{25b} **1m** CAS [1028387-07-6],^{25b} **1n** CAS [949090-83-9],^{25b} **1o** CAS [155337-96-5],^{25b} **1p** CAS [418763-99-2],^{25b} **1q** CAS [25522-55-8],²⁶ **1r** CAS [473441-75-7],²⁶ **1s** CAS [1028387-17-8],²⁶ **1t** CAS [1185742-70-4],²⁶ **1u** CAS [50990-42-6],²⁷ **1v** CAS [2135721-72-9],²⁷ **1x** CAS [2304809-66-1],²⁷ **1y** CAS [2381228-04-0].²⁷ Vinylcyclopropanes **1l** and **1w** are new compounds.

1,2-Dichloro-4-(1-cyclopropylvinyl)benzene (1l): Colorless oil after column chromatography with petroleum ether / ethyl acetate 30:1 (R_f = 0.5), 75% yield. ¹H NMR (300 MHz, CDCl₃) δ 7.68 (dd, *J* = 1.9, 0.6 Hz, 1H), 7.54 – 7.31 (m, 2H), 5.30 (d, *J* = 0.6 Hz, 1H), 5.00 (dd, *J* = 1.3, 0.7 Hz, 1H), 1.74 – 1.43 (m, 1H), 0.97 – 0.74 (m, 2H), 0.68 – 0.43 (m, 2H). ¹³C{¹H} NMR (75 MHz, CDCl₃) δ 147.3, 141.7, 132.3, 131.4, 130.1, 128.1, 125.5, 110.8, 15.5, 6.8. HRMS (EI) *m/z*: M⁺ Calcd for C₁₁H₁₁Cl₂ 212.0160; Found 212.0158.

trans-1-(1-(2-Phenylcyclopropyl)vinyl)-4-(trifluoromethyl)benzene (1w): Colorless oil after column

chromatography with petroleum ether / ethyl acetate 30:1 (R_f = 0.4), 80% yield. ¹H NMR (300 MHz, CDCl₃) δ 7.68 (q, *J* = 8.4 Hz, 4H), 7.42 (t, *J* = 7.4 Hz, 2H), 7.32 (d, *J* = 7.0 Hz, 1H), 7.28 – 7.19 (m, 2H), 5.55 (s, 1H), 5.26 (s, 1H), 2.21 – 1.87 (m, 2H), 1.52 (dt, *J* = 8.8, 5.6 Hz, 1H), 1.42 (dt, *J* = 8.7, 5.5 Hz, 1H). ¹⁹F NMR (282 MHz, CDCl₃) δ -63.0. ¹³C{¹H} NMR (75 MHz, CDCl₃) δ 147.4, 144.7 (d, *J* = 1.5 Hz), 142.3, 129.9 (t, *J* = 32.4 Hz), 128.7, 126.5, 126.1, 125.8, 125.4 (q, *J* = 3.8 Hz), 124.4 (d, *J* = 271.8 Hz), 111.6, 27.9, 26.6, 15.9. HRMS (EI) *m/z*: M⁺ Calcd for C₁₈H₁₅F₃ 288.1126; Found 288.1129.

General procedure for the reaction of vinylcyclopropanes **1** with SF₅Cl

To a vial (10 mL) equipped with a stirring bar was added vinylcyclopropane **1** (0.5 mmol), and pentane (1.0 mL). The vial was then sealed. The mixture was stirred at -40°C, and a solution of SF₅Cl in hexane 0.5–0.7 M (0.76 mmol, 1.34 equiv) was added. Air was added into the system with a syringe. Then, Et₃B 1M in hexane (0.05 mmol, 0.1 equiv) was added dropwise. The reaction mixture was stirred at room temperature for 4 h. Upon completion of the reaction (monitoring by TLC), the mixture was concentrated under vacuum. The residue was purified by flash chromatography on silica gel (eluting with petroleum ether/ethyl acetate) to give the desired products **3**, which are all new compounds.

(*Z*)-(5-chloro-2-phenylpent-2-en-1-yl)pentafluoro- λ^6 -sulfane (**Z-3a**) and (*E*)-(5-chloro-2-phenylpent-2-en-1-yl)pentafluoro- λ^6 -sulfane (**E-3a**): Yellow liquid after column chromatography with petroleum ether / ethyl acetate 20:1 (R_f = 0.3). Yield (131.9 mg, 0.43 mmol, 86%, mixture of E/Z isomers 5.1:1 for the 0.5 mmol, 72.04 mg scale) and (1.306 g, 42.6 mmol, 85.4%, mixture of E/Z isomers 5.2:1 for the 50 mmol, 720.47 mg scale). ¹H NMR (300 MHz, CDCl₃) δ 7.37 – 7.16 (m, 4.54H), 7.16 – 7.05 (m, 0.36H), 5.99 (t, *J* = 7.3 Hz, 0.76H), 5.91 (t, *J* = 7.1 Hz, 0.17H), 4.67 (p, *J* = 7.6 Hz, 1.61H), 4.49 (p, *J* = 7.7 Hz, 0.36H), 3.55 (t, *J* = 6.5 Hz, 1.61H), 3.40 (t, *J* = 6.6 Hz, 0.34H), 2.68 (q_{app}, *J* = 6.8 Hz, 1.62H), 2.45 (q_{app}, *J* = 6.7 Hz, 0.37H). ¹⁹F NMR (282 MHz, CDCl₃) δ 84.3 – 81.2 (m, 1F), 66.4 (dm, *J* = 145.0, 3.35F), 64.5 (dm, *J* = 146.6, 0.65F). ¹³C{¹H} NMR (75 MHz, CDCl₃) δ 140.5 (Z), 137.4 (E), 135.7 (E), 135.2 (Z), 134.4 (E) (p, *J* = 2.2 Hz), 133.52 (Z) (p, *J* = 2.0 Hz), 128.7 (Z), 128.6 (E), 128.5 (E), 128.1 (Z), 128.0 (E), 126.6 (Z), 79.3 (E) (p, *J* = 12.4 Hz), 70.48 (Z) (p, *J* = 13.1 Hz), 43.5 (E), 43.3 (Z), 32.3 (Z+E). IR (ATR): ν_{max} = 3030, 2964, 1692, 1599, 1495, 1447, 1298, 811, 775, 695, 645, 593, 563, 546 cm⁻¹. HRMS (EI) *m/z*: M⁺ Calcd for C₁₁H₁₂ClF₅S 306.0268; Found 306.0284.

(*Z*)-(5-chloro-2-(*p*-tolyl)pent-2-en-1-yl)pentafluoro- λ^6 -sulfane (**Z-3b**) and (*E*)-(5-chloro-2-phenylpent-2-en-1-yl)pentafluoro- λ^6 -sulfane (**E-3b**): Yellow liquid after column chromatography with petroleum ether / ethyl acetate 20:1 (R_f = 0.3), 125.1 mg (0.39 mmol), 78% yield, mixture of E/Z isomers (2.9:1). ¹H NMR (300 MHz, CDCl₃) δ 7.20 – 7.10 (m, 1.59H), 7.14 – 7.03 (m, 2H), 6.99 (d, *J* = 8.1 Hz, 0.57H), 5.97 (t, *J* = 7.4 Hz, 0.74H), 5.89 (t, *J* = 7.1 Hz, 0.26H), 4.66 (p, *J* = 7.6 Hz, 1.49H), 4.48 (p, *J* = 7.7 Hz, 0.54H), 3.55 (t, *J* = 6.5 Hz, 1.47H), 3.40 (t, *J* = 6.6 Hz, 0.53H), 2.67 (q_{app}, *J* = 6.8 Hz, 1.51H), 2.46 (q_{app}, *J* = 6.8 Hz, 0.60H), 2.26 (s, 3H). ¹⁹F NMR (282 MHz, CDCl₃) δ 84.1 – 80.2 (m, 1F), 66.4 (dm, *J* = 143.0 Hz, 3.01F), 64.4 (dm, *J* = 143.3 Hz, 1.03F). ¹³C{¹H} NMR (75 MHz, CDCl₃) δ 138.0, 137.8, 137.7, 135.4, 134.5, 134.4, 134.4 (p, *J* = 2.2 Hz), 133.4 (p, *J* = 2.6 Hz), 129.4, 129.3, 128.3, 126.4, 79.4 (p, *J* = 12.2 Hz), 70.5 (p, *J* = 13.1 Hz), 43.6,

43.3, 32.4, 32.4, 21.3, 21.1. **HRMS** (API⁺) m/z: M⁺ Calcd for C₁₂H₁₄ClF₅S 320.0425; Found 320.0420.

(Z)-(5-chloro-2-(m-tolyl)pent-2-en-1-yl)pentafluoro-λ⁶-sulfane (**Z-3c**) and (E)-(5-chloro-2-(m-tolyl)pent-2-en-1-yl)pentafluoro-λ⁶-sulfane (**E-3c**): Yellow liquid after column chromatography with petroleum ether / ethyl acetate 20:1 (R_f = 0.3), 137.0 mg (0.43 mmol), 85% yield, mixture of E/Z isomers 3.3:1. **¹H NMR** (300 MHz, CDCl₃) δ 7.23 – 7.09 (m, 1H), 7.10 – 6.99 (m, 2.48H), 6.97 – 6.82 (m, 0.53H), 5.98 (t, J = 7.4 Hz, 0.74H), 5.90 (t, J = 7.1 Hz, 0.25H), 4.66 (p, J = 7.6 Hz, 1.53H), 4.49 (p, J = 7.7 Hz, 0.52H), 3.55 (t, J = 6.5 Hz, 1.51H), 3.40 (t, J = 6.6 Hz, 0.49H), 2.68 (q, J = 6.8 Hz, 1.54H), 2.46 (q, J = 6.8 Hz, 0.54H), 2.27 (s, 3H). **¹⁹F NMR** (282 MHz, CDCl₃) δ 83.8 – 81.0 (m, 1F), 66.3 (dm, J = 145.1 Hz, 3.08F), 64.5 (dm, J = 144.8 Hz, 0.93F). **¹³C{¹H} NMR** (75 MHz, CDCl₃) δ 140.5, 138.4, 138.2, 137.4, 135.5, 134.9, 134.5 (p, J = 2.4 Hz), 133.7 (p, J = 2.6 Hz), 129.0, 128.9, 128.8, 128.6, 128.4, 127.4, 125.6, 123.6, 79.3 (p, J = 12.0 Hz), 70.5 (p, J = 13.3 Hz). **HRMS** (EI) m/z: M⁺ Calcd for C₁₂H₁₄ClF₅S 320.0425; Found 320.0419.

(Z)-(5-chloro-2-(4-methoxyphenyl)pent-2-en-1-yl)pentafluoro-λ⁶-sulfane (**Z-3d**) and (E)-(5-chloro-2-(4-methoxyphenyl)pent-2-en-1-yl)pentafluoro-λ⁶-sulfane (**E-3d**): Yellow solid after column chromatography with petroleum ether / ethyl acetate 20:1 (R_f = 0.2), 64.0 mg (0.19 mmol), 38% yield, mixture of E/Z isomers 4.9:1. **¹H NMR** (300 MHz, CDCl₃) δ 7.35 – 7.24 (m, 1.61H), 7.18 – 7.08 (m, 0.39H), 7.00 – 6.84 (m, 2.07H), 6.03 (t, J = 7.4 Hz, 0.85H), 5.97 (t, J = 7.1 Hz, 0.15H), 4.75 (p, J = 7.6 Hz, 1.67H), 4.76 (p, J = 7.5 Hz, 0.47H), 3.83 (s, 0.66H), 3.82 (s, 2.23H), 3.67 (t, J = 6.5 Hz, 1.56H), 3.52 (t, J = 6.6 Hz, 0.38H), 2.78 (q, J = 6.8 Hz, 1.62H), 2.58 (q, J = 6.8 Hz, 0.39H). **¹⁹F NMR** (282 MHz, CDCl₃) δ 85.8 – 79.1 (m, 1F), 66.4 (dm, J = 143.0 Hz, 3.30F), 64.4 (dm, J = 146.5 Hz, 0.68F). **¹³C{¹H} NMR** (75 MHz, CDCl₃) δ 159.5, 159.2, 135.2 (p, J = 2.2 Hz), 133.6, 132.9 (p, J = 2.5 Hz), 129.6, 127.6, 114.0, 113.9, 79.2 (q, J = 12.3 Hz), 70.5 (q, J = 13.2 Hz), 55.3, 55.3, 43.5, 43.3, 32.4, 32.3. **HRMS** (EI) m/z: M⁺ Calcd for C₁₂H₁₄ClF₅OS 336.0374; Found 336.0376.

(Z)-(5-chloro-2-(2-methoxyphenyl)pent-2-en-1-yl)pentafluoro-λ⁶-sulfane (**Z-3e**) and (E)-(5-chloro-2-(2-methoxyphenyl)pent-2-en-1-yl)pentafluoro-λ⁶-sulfane (**E-3e**): Yellow oil after column chromatography with petroleum ether / ethyl acetate 20:1 (R_f = 0.2), 151.5 mg (0.45 mmol), 90% yield, mixture of E/Z isomers 1.5:1. **¹H NMR** (300 MHz, CDCl₃) δ 7.34 (dddd, J = 8.2, 7.4, 4.6, 1.8 Hz, 1H), 7.25 – 7.10 (m, 1H), 7.07 – 6.86 (m, 2H), 6.05 (t, J = 7.2 Hz, 0.41H), 5.94 (t, J = 7.3 Hz, 0.59H), 4.93 (p, J = 8.0 Hz, 1.24H), 4.71 (p, J = 8.1 Hz, 0.77H), 3.84 (s, 1.76H), 3.83 (s, 1.19H), 3.67 (t, J = 6.7 Hz, 1.20H), 3.52 (t, J = 6.7 Hz, 0.81H), 2.80 (q, J = 6.9 Hz, 1.20H), 2.51 (q, J = 6.9 Hz, 0.8H). **¹⁹F NMR** (282 MHz, CDCl₃) δ 86.4 – 80.6 (m, 1F), 66.9 (dm, J = 143.1, 2.46F), 64.5 (dm, J = 144.4, 1.58F). **¹³C{¹H} NMR** (75 MHz, CDCl₃) δ 156.6, 156.4, 136.4, 132.9 (p, J = 2.7 Hz), 132.2 (p, J = 2.6 Hz), 131.4, 131.3, 130.0, 129.6, 129.5, 125.5, 121.1, 120.6, 111.0, 110.6, 78.1 (p, J = 11.6 Hz), 70.8 (p, J = 12.5 Hz), 55.4, 43.5, 43.2, 32.5, 32.0. **HRMS** (EI) m/z: M⁺ Calcd for C₁₂H₁₄ClF₅OS 336.0374; Found 336.0377.

(Z)-(2-(4-(tert-butyl)phenyl)pent-5-chloropent-2-en-1-yl)pentafluoro-λ⁶-sulfane (**Z-3f**) and (E)-(2-(4-(tert-butyl)phenyl)pent-5-chloropent-2-en-1-yl)pentafluoro-λ⁶-sulfane (**E-3f**): Yellow oil after column chromatography with petrole-

um ether / ethyl acetate 20:1 (R_f = 0.3), 156.0 mg (0.43 mmol), 86% yield, mixture of E/Z isomers 3.9:1. **¹H NMR** (300 MHz, CDCl₃) δ 7.49 – 7.38 (m, 2H), 7.39 – 7.29 (m, 1.70H), 7.22 – 7.12 (m, 0.41H), 6.13 (t, J = 7.4 Hz, 0.81H), 6.04 (t, J = 7.1 Hz, 0.19H), 4.81 (p, J = 7.6 Hz, 1.61H), 4.63 (p, J = 7.7 Hz, 0.41H), 3.68 (t, J = 6.5 Hz, 1.62H), 3.55 (t, J = 6.6 Hz, 0.38H), 2.82 (q, J = 6.8 Hz, 1.65H), 2.62 (q, J = 6.8 Hz, 0.48H), 1.38 (s, 2.49H), 1.37 (s, 6.63H). **¹⁹F NMR** (282 MHz, CDCl₃) δ 84.2 – 80.8 (m, 1F), 66.3 (dm, J = 145.3, 3.16F), 64.4 (dm, J = 143.8, 0.81F). **¹³C{¹H} NMR** (75 MHz, CDCl₃) δ 151.2, 151.0, 137.5, 135.5, 134.5, 134.3 (p, J = 2.5 Hz), 133.3 (p, J = 2.6 Hz), 128.1, 126.2, 125.7, 125.5, 79.3 (p, J = 12.3 Hz), 70.5 (p, J = 13.2 Hz), 43.6, 43.4, 34.7, 34.7, 32.5, 32.4, 31.4. **HRMS** (EI) m/z: M⁺ Calcd for C₁₅H₂₀ClF₅S 362.0894; Found 362.0899.

(Z)-(2-(2-(4-fluorophenyl)pent-5-chloropent-2-en-1-yl)pentafluoro-λ⁶-sulfane (**Z-3g**) and (E)-(2-(2-(4-fluorophenyl)pent-5-chloropent-2-en-1-yl)pentafluoro-λ⁶-sulfane (**E-3g**): Yellow liquid after column chromatography with petroleum ether / ethyl acetate 20:1 (R_f = 0.2), 129.9 mg (0.40 mmol), 80% yield, mixture of E/Z isomers 3.6:1. **¹H NMR** (300 MHz, CDCl₃) δ 7.41 – 7.27 (m, 1.60H), 7.25 – 7.14 (m, 0.51H), 7.08 (td, J = 8.7, 7.0 Hz, 2H), 6.15 – 5.96 (m, 1H), 4.75 (p, J = 7.6 Hz, 1.59H), 4.58 (p, J = 7.6 Hz, 0.49H), 3.68 (t, J = 6.4 Hz, 1.53H), 3.53 (t, J = 6.5 Hz, 0.49H), 2.79 (q, J = 6.7 Hz, 1.58H), 2.54 (q, J = 6.7 Hz, 0.52H). **¹⁹F NMR** (282 MHz, CDCl₃) δ 86.5 – 77.8 (m, 1F), 66.4 (dm, J = 143.8 Hz, 3.13F), 64.6 (dm, J = 145.0 Hz, 0.86F), -114.2, -114.7. **¹³C{¹H} NMR** (75 MHz, CDCl₃) δ 162.6 (d, J = 247.4 Hz), 162.4 (d, J = 247.6 Hz), 136.7, 136.2, 135.3, 133.5 (p, J = 2.5 Hz), 130.3 (p, J = 2.6 Hz), 130.3 (d, J = 8.1 Hz), 128.3 (d, J = 8.1 Hz), 115.7 (d, J = 21.6 Hz), 115.7 (d, J = 21.6 Hz), 79.2 (p, J = 12.6 Hz), 70.6 (p, J = 13.5 Hz), 43.4, 43.3, 32.3. **HRMS** (EI) m/z: M⁺ Calcd for C₁₁H₁₁ClF₆S 324.0174; Found 324.0177.

(Z)-(2-(2-(fluorophenyl)pent-5-chloropent-2-en-1-yl)pentafluoro-λ⁶-sulfane (**Z-3h**) and (E)-(2-(2-(fluorophenyl)pent-5-chloropent-2-en-1-yl)pentafluoro-λ⁶-sulfane (**E-3h**): Colorless oil after column chromatography with petroleum ether / ethyl acetate 20:1 (R_f = 0.2), 135.6 mg (0.42 mmol), 83% yield, mixture of E/Z isomers 1.9:1. **¹H NMR** (300 MHz, CDCl₃) δ 7.39 – 6.85 (m, 4H), 6.04 (t, J = 7.2 Hz, 0.36H), 5.93 (t, J = 7.3 Hz, 0.62H), 4.71 (p, J = 8.0 Hz, 1.30 H), 4.53 (p, J = 7.7 Hz, 0.72 H), 3.57 (t, J = 6.5 Hz, 1.28 H), 3.43 (t, J = 6.6 Hz, 0.72 H), 2.70 (q_{app}, J = 6.7 Hz, 1.28 H), 2.40 (q_{app}, J = 6.7 Hz, 0.72 H). **¹⁹F NMR** (282 MHz, CDCl₃) δ 83.9 – 80.7 (m, 1F), 66.7 (dm, J = 144.6 Hz, 2.61 F), 65.0 (dm, J = 145.2 Hz, 1.40F), -114.80, -116.55. **¹³C{¹H} NMR** (75 MHz, CDCl₃) δ 159.9 (d, J = 246.4 Hz), 159.8 (d, J = 246.7 Hz), 138.1, 131.2 (d, J = 3.6 Hz), 131.1 (d, J = 3.7 Hz), 130.2 (d, J = 8.4 Hz), 129.9 (d, J = 8.5 Hz), 129.6 (t, J = 2.9 Hz), 128.9 (t, J = 2.7 Hz), 128.7, 128.5, 124.7 (d, J = 3.4 Hz), 124.5, 124.4 (d, J = 3.5 Hz), 116.1 (d, J = 22.2 Hz), 115.8 (d, J = 22.4 Hz), 79.30 – 77.83 (m), 71.45 – 70.31 (m), 43.2, 43.0, 32.6, 32.0. **HRMS** (CI⁺) m/z: M⁺ Calcd for C₁₁H₁₁ClF₆S 324.0174; Found 324.0170.

(Z)-(2-(4-(chlorophenyl)pent-5-chloropent-2-en-1-yl)pentafluoro-λ⁶-sulfane (**Z-3i**) and (E)-(2-(4-(chlorophenyl)pent-5-chloropent-2-en-1-yl)pentafluoro-λ⁶-sulfane (**E-3i**): Yellow liquid after column chromatography with petroleum ether / ethyl acetate 20:1 (R_f = 0.3), 150.3 mg (0.44 mmol), 88% yield, mixture of E/Z isomers 3.9:1. **¹H**

NMR (300 MHz, CDCl₃) δ 7.44 – 7.32 (m, 2H), 7.32 – 7.24 (m, 1.55H), 7.20 – 7.11 (m, 0.41H), 6.07 (m, 1H), 4.74 (p, J = 7.5 Hz, 1.58H), 4.58 (p, J = 7.6 Hz, 0.44H), 3.67 (t, J = 6.4 Hz, 1.55H), 3.52 (t, J = 6.5 Hz, 0.43H), 2.79 (q, J = 6.7 Hz, 1.57H), 2.54 (q, J = 6.7 Hz, 0.44H). **¹⁹F NMR** (282 MHz, CDCl₃) δ 83.6 – 80.4 (m, 1F), 66.4 (dm, J = 145.3 Hz, 3.16F), 64.7 (dm, J = 146.7 Hz, 0.81F). **¹³C{¹H} NMR** (75 MHz, CDCl₃) δ 139.0, 136.5, 135.9, 135.7, 134.0, 134.0, 133.3 (p, J = 2.4 Hz), 132.6 (p, J = 2.6 Hz), 129.9, 128.9, 127.9, 79.0 (t, J = 12.7 Hz), 70.3 (p, J = 13.6 Hz), 43.4, 43.2, 32.3. **HRMS** (EI) m/z: M⁺ Calcd for C₁₁H₁₁Cl₂F₅S 339.9879; Found 339.9889.

(Z)-(2-(3-(chlorophenyl)pent-5-chloropent-2-en-1-yl)pentafluoro-λ⁶-sulfane (Z-3j) and (E)-(2-(3-(chlorophenyl)pent-5-chloropent-2-en-1-yl)pentafluoro-λ⁶-sulfane (E-3j): Yellow liquid after column chromatography with petroleum ether / ethyl acetate 20:1 (R_f = 0.3), 150.3 mg (0.44 mmol), 88% yield, mixture of E/Z isomers 5.1:1. **¹H NMR** (300 MHz, CDCl₃) δ 7.30 – 7.17 (m, 2.81H), 7.17 – 7.07 (m, 1.09H), 7.04 – 6.96 (m, 0.18H), 5.98 (m, 1H), 4.63 (p, J = 7.5 Hz, 1.67H), 4.47 (p, J = 7.6 Hz, 0.38H), 3.57 (t, J = 6.4 Hz, 1.66H), 3.42 (t, J = 6.5 Hz, 0.37H), 2.69 (q, J = 6.7 Hz, 1.66H), 2.44 (q, J = 6.7 Hz, 0.38H). **¹⁹F NMR** (282 MHz, CDCl₃) δ 83.4 – 80.1 (m, 1F), 66.5 (dm, J = 145.5 Hz, 3.32F), 64.7 (dm, J = 144.8 Hz, 0.65F). **¹³C{¹H} NMR** (75 MHz, CDCl₃) δ 142.4, 139.3, 136.8, 136.4, 134.7, 134.5, 133.2 (p, J = 2.5 Hz), 132.6 (p, J = 2.7 Hz), 130.0, 128.6, 128.3, 128.2, 126.9, 126.8, 124.8, 78.9 (p, J = 12.8 Hz), 70.3 (p, J = 13.7 Hz), 43.3, 43.1, 32.3. **HRMS** (EI) m/z: M⁺ Calcd for C₁₁H₁₁Cl₂F₅S 339.9879; Found 339.9884.

(Z)-(2-(4-(bromophenyl)pent-5-chloropent-2-en-1-yl)pentafluoro-λ⁶-sulfane (Z-3k) and (E)-(2-(4-(bromophenyl)pent-5-chloropent-2-en-1-yl)pentafluoro-λ⁶-sulfane (E-3k): Colorless oil after column chromatography with petroleum ether / ethyl acetate 20:1 (R_f = 0.3), 168.2 mg (0.44 mmol), 87% yield, mixture of E/Z isomers 3.7:1. **¹H NMR** (300 MHz, CDCl₃) δ 7.61 – 7.43 (m, 2H), 7.29 – 7.19 (m, 1.56H), 7.09 (d, J = 8.4 Hz, 0.43H), 6.07 (dt, J = 15.3, 7.3 Hz, 1H), 4.74 (p, J = 7.5 Hz, 1.57H), 4.57 (p, J = 7.6 Hz, 0.45H), 3.67 (t, J = 6.4 Hz, 1.54H), 3.52 (t, J = 6.5 Hz, 0.54H), 2.79 (q_{app.}, J = 6.7 Hz, 1.56H), 2.53 (q_{app.}, J = 6.7 Hz, 0.46H). **¹⁹F NMR** (282 MHz, CDCl₃) δ 84.5 – 80.5 (m, 1F), 67.0 (dm, J = 145.3 Hz, 3.14F), 65.1 (dm, J = 143.3 Hz, 0.86F). **¹³C{¹H} NMR** (75 MHz, CDCl₃) δ 139.5, 136.5, 136.4, 135.8, 133.4 (p, J = 2.6 Hz), 132.6 (p, J = 3.0 Hz), 131.9, 130.2, 128.3, 122.2, 78.9 (p, J = 12.7 Hz), 70.3 (p, J = 13.7 Hz), 43.3, 43.2, 32.3. **HRMS** (CI⁺) m/z: M⁺ Calcd for C₁₁H₁₁BrClF₅S 383.9374; Found 383.9384.

(Z)-(5-chloro-2-(3,4-dichlorophenyl)pent-2-en-1-yl)pentafluoro-λ⁶-sulfane (Z-3l) and (Z)-(5-chloro-2-(3,4-dichlorophenyl)pent-2-en-1-yl)pentafluoro-λ⁶-sulfane (E-3l): Deviation from the general procedure: 1 mmol SF₅Cl (2 equiv) and 0.1 mmol BEt₃ (0.2 equiv). Colorless oil after column chromatography with petroleum ether / ethyl acetate 20:1 (R_f = 0.3), 167.1 mg (0.45 mmol), 89% yield, mixture of E/Z isomers 4.4:1. **¹H NMR** (300 MHz, CDCl₃) δ 7.54 – 7.39 (m, 1.86H), 7.31 (d, J = 2.1 Hz, 0.19H), 7.18 (dd, J = 8.4, 2.2 Hz, 0.82H), 7.06 (dd, J = 8.3, 2.1 Hz, 0.19H), 6.09 (m, 1H), 4.71 (p, J = 7.5 Hz, 1.62H), 4.55 (p, J = 7.6 Hz, 0.39H), 3.68 (t, J = 6.3 Hz, 1.61H), 3.53 (t, J = 6.4 Hz, 0.42H), 2.79 (q, J = 6.7 Hz, 1.61H), 2.54 (q, J = 6.6 Hz, 0.40H). **¹⁹F NMR** (282 MHz, CDCl₃) δ 83.4 – 80.4 (m, 1F), 66.5 (dm, J = 145.4, 3.25F), 64.5 (dm, J = 144.7 Hz, 0.74F). **¹³C{¹H} NMR** (75 MHz,

CDCl₃) δ 140.6, 137.5, 137.4, 136.8, 132.9, 132.9, 132.4, 132.2, 131.7 (p, J = 2.6 Hz), 130.7, 130.7, 130.4, 128.7, 128.0, 125.9, 78.6 (p, J = 13.1 Hz), 70.1 (p, J = 14.0 Hz), 43.2, 43.0, 32.3. **HRMS** (EI) m/z: M⁺ Calcd for C₁₁H₁₀Cl₃F₅S 373.9489; Found 373.9505.

(Z)-(5-chloro-2-(4-(trifluoromethyl)phenyl)pent-2-en-1-yl)pentafluoro-λ⁶-sulfane (Z-3m) and (E)-(5-chloro-2-(4-(trifluoromethyl)phenyl)pent-2-en-1-yl)pentafluoro-λ⁶-sulfane (E-3m): Colorless oil after column chromatography with petroleum ether / ethyl acetate 20:1 (R_f = 0.3), 149.9 mg (0.49 mmol), 98% yield, mixture of E/Z isomers 5.1:1. **¹H NMR** (300 MHz, CDCl₃) δ 7.75 – 7.58 (m, 2H), 7.55 – 7.42 (m, 1.68H), 7.35 (d, J = 8.0 Hz, 0.37H), 6.17 (t, J = 7.3 Hz, 0.81H), 6.11 (t, J = 7.3 Hz, 0.20H), 4.79 (p, J = 7.5 Hz, 1.69H), 4.62 (p, J = 7.6 Hz, 0.38H), 3.69 (t, J = 6.4 Hz, 1.7H), 3.54 (t, J = 6.4 Hz, 0.38H), 2.83 (q, J = 6.6 Hz, 1.68H), 2.54 (q, J = 6.7 Hz, 0.36H). **¹⁹F NMR** (282 MHz, CDCl₃) δ 85.3 – 78.4 (m, 1F), 66.5 (dm, J = 145.0 Hz, 3.35F), 64.8 (d, J = 144.0 Hz, 0.65F). **¹³C{¹H} NMR** (75 MHz, CDCl₃) δ 144.2, 141.3, 137.1, 133.3 (p, J = 2.5 Hz), 132.7 (p, J = 2.7 Hz), 130.1 (q, J = 32.6 Hz), 130.2 (q, J = 32.5 Hz), 129.0, 127.0, 124.2 (q, J = 272.0 Hz), 124.2 (q, J = 272.0 Hz), 125.8 (q, J = 3.8 Hz), 125.7 (q, J = 3.8 Hz), 122.4, 122.4, 118.8, 118.8, 78.8 (p, J = 13.2 Hz), 70.1 (p, J = 14.0 Hz), 43.3, 43.1, 32.3, 32.3. **HRMS** (EI) m/z: M⁺ Calcd for C₁₂H₁₁ClF₈S 374.0142; Found 374.0154.

(Z)-(2-([1,1'-biphenyl]-4-yl)-5-chloropent-2-en-1-yl)pentafluoro-λ⁶-sulfane (Z-3n) and (E)-(2-([1,1'-biphenyl]-4-yl)-5-chloropent-2-en-1-yl)pentafluoro-λ⁶-sulfane (E-3n): White solid after column chromatography with petroleum ether / ethyl acetate 20:1 (R_f = 0.3), 164.6 mg (0.43 mmol), 85% yield, mixture of E/Z isomers 8.5:1. **¹H NMR** (300 MHz, CDCl₃) δ 7.72 – 7.58 (m, 4H), 7.57 – 7.36 (m, 4.75H), 7.31 (d, J = 8.3 Hz, 0.26H), 6.20 (t, J = 7.4 Hz, 0.87H), 6.09 (t, J = 7.1 Hz, 0.14H), 4.84 (p, J = 7.6 Hz, 1.74H), 4.67 (p, J = 7.6 Hz, 0.28H), 3.71 (t, J = 6.4 Hz, 1.73H), 3.57 (t, J = 6.6 Hz, 0.26H), 2.84 (q, J = 6.7 Hz, 1.73H), 2.65 (q, J = 6.7 Hz, 0.28H). **¹⁹F NMR** (282 MHz, CDCl₃) δ 83.9 – 80.9 (m, 1F), 66.4 (dm, J = 144.9 Hz, 3.58F), 64.6 (dm, J = 145.2 Hz, 0.42F). **¹³C{¹H} NMR** (75 MHz, CDCl₃) δ 140.9, 140.8, 140.5, 140.5, 139.3, 136.3, 135.9, 135.1, 134.0 (p, J = 2.4 Hz), 133.1 (p, J = 2.7 Hz), 129.0, 128.9, 127.7, 127.6, 127.4, 127.3, 127.2, 127.1, 126.9, 79.2 (p, J = 12.5 Hz), 70.3 (p, J = 13.2 Hz), 43.6, 43.3, 32.4. **HRMS** (EI) m/z: M⁺ Calcd for C₁₇H₁₆ClF₅S 382.0581; Found 382.0566.

(Z)-(5-chloro-2-(naphthalen-2-yl)pent-2-en-1-yl)pentafluoro-λ⁶-sulfane (Z-3o) and (E)-(5-chloro-2-(naphthalen-2-yl)pent-2-en-1-yl)pentafluoro-λ⁶-sulfane (E-3o): White solid after column chromatography with petroleum ether / ethyl acetate 20:1 (R_f = 0.3), 116.0 mg (0.33 mmol), 65% yield, mixture of E/Z isomers 11.2:1. **¹H NMR** (300 MHz, CDCl₃) δ 7.97 – 7.66 (m, 4H), 7.63 – 7.30 (m, 3H), 6.24 (t, J = 7.3 Hz, 0.89H), 6.12 (t, J = 7.2 Hz, 0.10H), 4.90 (p, J = 7.6 Hz, 1.82H), 4.71 (p, J = 7.7 Hz, 0.22H), 3.71 (t, J = 6.5 Hz, 1.82H), 3.53 (t, J = 6.5 Hz, 0.22H), 2.86 (q, J = 6.7 Hz, 1.83H), 2.62 (q, J = 6.7 Hz, 0.23H). **¹⁹F NMR** (282 MHz, CDCl₃) δ 83.8 – 80.1 (m, 1F), 66.5 (dm, J = 143.0 Hz, 3.70F), 64.1 (dm, J = 143.4 Hz, 0.33F). **¹³C{¹H} NMR** (75 MHz, CDCl₃) δ 137.8, 136.1, 135.6, 134.9, 134.9 (p, J = 2.2 Hz), 133.5 (p, J = 2.7 Hz), 133.4, 133.2, 133.0, 132.8, 128.4, 128.3, 128.2, 128.1, 127.8, 127.7, 126.6, 126.5, 126.4, 126.2, 125.5, 124.6, 79.2 (p, J = 12.2 Hz), 70.5 (p, J = 12.2 Hz), 43.5, 43.3, 32.4, 32.4. **HRMS**

(E) m/z : M^{++} Calcd for $C_{15}H_{14}ClF_5S$ 356.0425; Found 356.0418. A crystal was grown from a solution of **3o** in DCM and petroleum ether by slow evaporation. X-Ray analysis is available from CCDC.²² 1H and ^{19}F NMR data of pure **Z-3o** were recorded.

(Z)-(5-chloro-2-(naphthalen-1-yl)pent-2-en-1-yl)pentafluoro- λ^6 -sulfane (**Z-3p**) and (E)-(5-chloro-2-(naphthalen-1-yl)pent-2-en-1-yl)pentafluoro- λ^6 -sulfane (**E-3p**): Yellow oil after column chromatography with petroleum ether / ethyl acetate 20:1 ($R_f = 0.3$), 167.7 mg (0.47 mmol), 94% yield, mixture of E/Z isomers 4.0:1. 1H NMR (300 MHz, $CDCl_3$) δ 8.05 – 7.83 (m, 2.25H), 7.80 – 7.68 (m, 0.83H), 7.65 – 7.50 (m, 3H), 7.44 (d, $J = 7.2$ Hz, 1H), 6.41 (t, $J = 7.1$ Hz, 0.78H), 6.10 (t, $J = 7.4$ Hz, 0.21H), 5.01 – 4.78 (m, 1.17H), 4.80 – 4.59 (m, 0.83H), 3.73 (t, $J = 6.3$ Hz, 0.43H), 3.48 (t, $J = 6.5$ Hz, 1.57H), 2.95 (q, $J = 6.7$ Hz, 0.42H), 2.39 (qd, $J = 6.7, 3.7$ Hz, 1.58H). ^{19}F NMR (282 MHz, $CDCl_3$) δ 84.3 – 79.8 (m, 1F), 66.8 (dm, $J = 143.2$ Hz, 0.81F), 65.1 (dm, $J = 143.8$ Hz, 3.22F). $^{13}C\{^1H\}$ NMR (75 MHz, $CDCl_3$) δ 139.0, 138.5, 138.4, 134.9, 134.1, 134.0, 132.58 (p, $J = 2.4$ Hz), 132.2 (p, $J = 2.7$ Hz), 131.0, 130.7, 129.0, 128.9, 128.7, 128.5, 127.1, 126.7, 126.6, 126.5, 126.1, 126.0, 125.5, 125.4, 124.9, 124.7, 79.1 (p, $J = 12.7$ Hz), 72.8 (p, $J = 13.1$ Hz), 43.3, 32.7, 32.3. HRMS (EI) m/z : M^{++} Calcd for $C_{15}H_{14}ClF_5S$ 356.0425; Found 356.0439.

(Z)-(2-benzyl-5-chloropent-2-en-1-yl)pentafluoro- λ^6 -sulfane (**Z-3q**) and (E)-(2-benzyl-5-chloropent-2-en-1-yl)pentafluoro- λ^6 -sulfane (**E-3q**): Yellow oil after column chromatography with petroleum ether / ethyl acetate 20:1 ($R_f = 0.4$), 150.8 mg (0.47 mmol), 94% yield, mixture of E/Z isomers 2.7:1. 1H NMR (300 MHz, $CDCl_3$) δ 6.49 – 6.32 (m, 3H), 6.27 (td, $J = 8.6, 7.9, 1.5$ Hz, 2H), 4.97 (t, $J = 7.1$ Hz, 0.71H), 4.89 (t, $J = 7.3$ Hz, 0.28H), 3.29 (p, $J = 7.5$ Hz, 0.47H), 3.22 (p, $J = 7.5$ Hz, 1.54H), 2.79 – 2.64 (m, 4H), 1.86 (q, $J = 6.8$ Hz, 1.43H), 1.75 (q, $J = 6.8$ Hz, 0.56H). ^{19}F NMR (282 MHz, $CDCl_3$) δ 85.4 – 80.3 (dm, $J = 142.2$ Hz, 1F), 66.4 (dm, $J = 143.7$ Hz, 1.1F), 64.2 (dm, $J = 143.7$ Hz, 2.93F). $^{13}C\{^1H\}$ NMR (75 MHz, $CDCl_3$) δ 138.2, 137.9, 134.9, 133.7, 132.4 (p, $J = 2.3$ Hz), 132.3 (p, $J = 2.3$ Hz), 129.2, 129.0, 128.9, 128.8, 127.0, 126.9, 76.8 (p, $J = 12.7$ Hz), 70.0 (p, $J = 13.5$ Hz), 43.5, 43.4, 35.6, 31.7, 31.6. HRMS (EI) m/z : M^{++} Calcd for $C_{15}H_{14}ClF_5S$ 320.0425; Found 320.0431.

(Z)-(5-chloro-2-phenethylpent-2-en-1-yl)pentafluoro- λ^6 -sulfane (**Z-3r**) and (E)-(5-chloro-2-phenethylpent-2-en-1-yl)pentafluoro- λ^6 -sulfane (**E-3r**): Colorless oil after column chromatography with petroleum ether / ethyl acetate 20:1 ($R_f = 0.4$), 162.4 mg (0.49 mmol), 97% yield, mixture of E/Z isomers 4.1:1. 1H NMR (300 MHz, $CDCl_3$) δ 6.17 – 6.04 (m, 2H), 6.04 – 5.88 (m, 3H), 4.46 (m, 1H), 3.06 (p, $J = 8.0$ Hz, 0.41H), 2.93 (p, $J = 8.1$ Hz, 1.64H), 2.29 (t, $J = 6.5$ Hz, 0.44H), 2.17 (t, $J = 6.7$ Hz, 1.58H), 1.63 – 1.44 (m, 2H), 1.42 – 1.16 (m, 4H). ^{19}F NMR (282 MHz, $CDCl_3$) δ 84.6 – 81.0 (m, 1F), 65.7 (dm, $J = 142.3$ Hz, 0.79F), 63.9 (dm, $J = 143.4$ Hz, 3.20F). $^{13}C\{^1H\}$ NMR (75 MHz, $CDCl_3$) δ 140.9, 140.8, 134.8, 132.5 (p, $J = 2.3$ Hz), 131.9 (p, $J = 2.5$ Hz), 128.6, 128.6, 128.5, 128.5, 126.4, 126.3, 77.5 (t, $J = 12.4$ Hz), 71.0 (t, $J = 13.1$ Hz), 43.3, 43.2, 38.2, 34.6, 34.2, 31.7, 31.5, 31.4. HRMS (EI) m/z : M^{++} Calcd for $C_{13}H_{16}ClF_5S$ 334.0581; Found 334.0584.

(Z)-(5-chloro-2-cyclohexylpent-2-en-1-yl)pentafluoro- λ^6 -sulfane (**Z-3s**) and (E)-(5-chloro-2-cyclohexylpent-2-en-1-yl)pentafluoro- λ^6 -sulfane (**E-3s**): Colorless oil after column chromatography with petroleum ether / ethyl acetate 20:1 (R_f

= 0.4), 148.4 mg (0.48 mmol), 95% yield, mixture of E/Z isomers 4.3:1. 1H NMR (300 MHz, $CDCl_3$) δ 5.84 – 5.51 (m, 1H), 4.32 (p, $J = 8.0$ Hz, 1.53H), 4.21 (p, $J = 8.1$ Hz, 0.39H), 3.63 – 3.45 (m, 2H), 2.72 – 2.54 (m, 2H), 2.49 – 2.34 (m, 0.21H), 2.02 (m, 0.89H), 1.89 – 1.57 (m, 5H), 1.39 – 1.04 (m, 5H). ^{19}F NMR (282 MHz, $CDCl_3$) δ 85.2 – 80.3 (m, 1F), 65.7 (dm, $J = 142.9$ Hz, 3.24F), 63.5 (dm, $J = 144.0$ Hz, 0.75F). $^{13}C\{^1H\}$ NMR (75 MHz, $CDCl_3$) δ 138.4 (p, $J = 2.1$ Hz), 137.6 (p, $J = 1.9$ Hz), 134.0, 129.5, 75.4 (t, $J = 13.0$ Hz), 71.3 (p, $J = 12.7$ Hz), 43.9, 43.6, 43.6, 40.8, 32.8, 31.6, 31.5, 31.1, 26.9, 26.8, 26.3, 26.1. HRMS (EI) m/z : M^{++} Calcd for $C_{11}H_{18}ClF_5S$ 312.0738; Found 312.0732.

(Z)-(2-(3-chloropropylidene)decyl)pentafluoro- λ^6 -sulfane (**Z-3t**) and (E)-(2-(3-chloropropylidene)decyl)pentafluoro- λ^6 -sulfane (**E-3t**): Yellow oil after column chromatography with petroleum ether / ethyl acetate 20:1 ($R_f = 0.4$), 157.3 mg (0.46 mmol), 92% yield, mixture of E/Z isomers 4.5:1. 1H NMR (300 MHz, $CDCl_3$) δ 5.66 (t, $J = 7.1$ Hz, 1H), 4.45 – 4.14 (m, 2H), 3.56 (m, 2H), 2.59 (m, 2H), 2.37 – 2.07 (m, 2H), 1.45 – 1.14 (m, 12H), 1.01 – 0.63 (m, 3H). ^{19}F NMR (282 MHz, $CDCl_3$) δ 82.9 (m, 1F), 65.9 (dm, $J = 142.5$ Hz, 0.73F), 63.7 (dm, $J = 143.3, 3.25F$). $^{13}C\{^1H\}$ NMR (75 MHz, $CDCl_3$) δ 133.9 (p, $J = 2.2$ Hz), 133.7, 132.9 (p, $J = 2.1$ Hz), 77.6 (p, $J = 12.5$ Hz), 71.0 (p, $J = 13.1$ Hz), 43.5, 43.4, 36.6, 32.0, 31.6, 31.5, 29.8, 29.6, 29.5, 29.4, 29.4, 29.3, 29.2, 28.2, 28.0, 22.8, 14.2. HRMS (EI) m/z : M^{++} Calcd for $C_{13}H_{24}ClF_5S$ 342.1207; Found 342.1214.

(Z)-(2-(3-chloropropylidene)decyl)pentafluoro- λ^6 -sulfane (**Z-3u**) and (E)-(2-(3-chloropropylidene)decyl)pentafluoro- λ^6 -sulfane (**E-3u**): Yellow oil after column chromatography with petroleum ether / ethyl acetate 20:1 ($R_f = 0.4$), 172.3 mg (0.45 mmol), 90% yield, mixture of E/Z isomers > 20:1. 1H NMR (300 MHz, $CDCl_3$) δ 7.65 – 7.27 (m, 9.76H), 7.16 (m, 0.16H), 6.18 (t, $J = 7.4$ Hz, 0.91H), 6.08 (t, $J = 7.2$ Hz, 0.06H), 5.10 (dd, $J = 8.1, 5.9$ Hz, 0.91H), 4.97 (dd, $J = 7.7, 6.3$ Hz, 0.08H), 4.76 (p, $J = 7.5$ Hz, 1.85H), 4.62 (p, $J = 7.6$ Hz, 0.12H), 3.38 – 3.02 (m, 1.85H), 3.02 – 2.82 (m, 0.13H). ^{19}F NMR (282 MHz, $CDCl_3$) δ 84.3 – 80.4 (m, 1F), 66.5 (dm, $J = 145.1$ Hz, 3.86F), 64.7 (dm, $J = 146.5$ Hz, 0.15F). $^{13}C\{^1H\}$ NMR (75 MHz, $CDCl_3$) δ 140.8, 140.7, 140.6, 137.5, 135.2, 134.6, 133.6 (p, $J = 2.6$ Hz), 128.9, 128.9, 128.8, 128.7, 128.6, 128.6, 128.5, 128.4, 128.3, 128.1, 128.0, 79.3 (d, $J = 13.1$ Hz), 70.5 (p, $J = 13.3$ Hz), 62.3, 62.1, 39.8, 39.6. HRMS (Cl^+) m/z : M^{++} Calcd for $C_{17}H_{16}ClF_5S$ 382.0581; Found 382.0580.

(Z)-(5-chloro-2-(4-methoxyphenyl)-5-phenylpent-2-en-1-yl)pentafluoro- λ^6 -sulfane (**Z-3v**) and (E)-(5-chloro-2-(4-methoxyphenyl)-5-phenylpent-2-en-1-yl)pentafluoro- λ^6 -sulfane (**E-3v**): Yellow oil after column chromatography with petroleum ether / ethyl acetate 20:1 ($R_f = 0.4$), 156.0 mg (0.38 mmol), 76% yield, mixture of E/Z isomers 15.8:1. 1H NMR (300 MHz, $CDCl_3$) δ 7.41 – 7.16 (m, 5H), 7.15 – 7.05 (m, 1.86H), 6.89 (d, $J = 8.7$ Hz, 0.17H), 6.83 – 6.67 (m, 2H), 5.90 (t, $J = 7.4$ Hz, 0.89H), 5.83 (t, $J = 7.1$ Hz, 0.08H), 4.44 – 4.31 (m, 0.91H), 4.82 – 4.71 (m, 0.09H), 4.64 – 4.44 (m, 1.82H), 4.38 (q, $J = 7.7$ Hz, 0.16H), 3.67 (s, 0.45H), 3.67 (s, 2.50H), 3.08 – 2.78 (m, 1.84H), 2.81 – 2.62 (m, 0.16H). ^{19}F NMR (282 MHz, $CDCl_3$) δ 85.7 – 79.8 (m, 1F), 66.5 (dm, $J = 143.3$ Hz, 0.24F), 64.6 (dm, $J = 144.9$ Hz, 0.24F). $^{13}C\{^1H\}$ NMR (75 MHz, $CDCl_3$) δ 159.6, 159.2, 140.8, 140.8, 134.7, 134.1 (p, $J = 2.6$ Hz), 133.2, 132.9 (p, $J = 2.6$ Hz), 129.6, 128.9, 128.7, 128.6, 127.7, 127.0, 127.0, 114.1, 114.0, 79.5 (p, $J = 12.3$ Hz), 70.6 (p, $J = 13.0$ Hz), 62.3, 62.2, 55.3, 55.2, 39.7, 39.6.

HRMS (EI) *m/z*: M^{++} Calcd for $C_{18}H_{18}ClF_5OS$ 412.0687; Found 412.0692.

(*Z*)-(5-chloro-5-phenyl-2-(4-(trifluoromethyl)phenyl)pent-2-en-1-yl)pentafluoro- λ^6 -sulfane (**Z-3w**) and (*E*)-(5-chloro-5-phenyl-2-(4-(trifluoromethyl)phenyl)pent-2-en-1-yl)pentafluoro- λ^6 -sulfane (**E-3w**): Colorless oil after column chromatography with petroleum ether / ethyl acetate 20:1 (R_f = 0.4), 190.6 mg (0.43 mmol), 85% yield, mixture of *E/Z* isomers > 20:1. 1H NMR (300 MHz, $CDCl_3$) δ 7.66 (d, *J* = 8.2 Hz, 2H), 7.53 – 7.28 (m, 7H), 6.30 – 6.07 (m, 1H), 5.09 (dd, *J* = 8.1, 5.8 Hz, 0.96H), 4.97 (dd, *J* = 7.5, 6.3 Hz, 0.05H), 4.85 – 4.62 (m, 1.93H), 4.64 – 4.45 (m, 0.09H), 3.30 – 2.98 (m, 1.94H), 2.96 – 2.76 (m, 0.08H). ^{19}F NMR (282 MHz, $CDCl_3$) δ 83.7 – 80.7 (m, 1F), 66.7 (dm, *J* = 142.8 Hz, 3.96F), 65.4 (dd, *J* = 143.8 Hz, 0.08F), –63.0, –63.1. $^{13}C\{^1H\}$ NMR (75 MHz, $CDCl_3$) δ 144.1, 140.6, 136.4, 132.7 (t, *J* = 2.7 Hz), 130.2 (q, *J* = 32.6 Hz), 129.0, 128.9, 127.0, 127.0, 125.7 (q, *J* = 3.8 Hz), 124.2 (d, *J* = 272.0 Hz), 70.1 (p, *J* = 14.0 Hz), 61.8, 39.8. **HRMS** (EI) *m/z*: M^{++} Calcd for $C_{18}H_{15}ClF_8S$ 450.0455; Found 450.0461.

(*Z*)-(5-chloro-2-phenyl-5-(4-(trifluoromethyl)phenyl)pent-2-en-1-yl)pentafluoro- λ^6 -sulfane (**Z-3x**) and (*E*)-(5-chloro-5-phenyl-2-(4-(trifluoromethyl)phenyl)pent-2-en-1-yl)pentafluoro- λ^6 -sulfane (**E-3x**): Colorless oil after column chromatography with petroleum ether / ethyl acetate 20:1 (R_f = 0.4), 182.46 mg (0.41 mmol), 81% yield, mixture of *E/Z* isomers 3.6:1. 1H NMR (300 MHz, $CDCl_3$) δ 7.71 (d, *J* = 8.1 Hz, 1.58H), 7.59 (d, *J* = 8.0 Hz, 2H), 7.38 (m, 5H), 7.19 – 6.97 (m, 0.49H), 6.13 (t, *J* = 7.3 Hz, 0.75H), 6.04 (t, *J* = 7.2 Hz, 0.22H), 5.09 (dd, *J* = 8.2, 5.7 Hz, 0.73H), 4.95 (t, *J* = 7.0 Hz, 0.25H), 4.76 (p, *J* = 7.5 Hz, 1.49H), 4.59 (p, *J* = 7.6 Hz, 0.47H), 3.25 – 2.99 (m, 1.48H), 3.01 – 2.76 (m, 0.52H). ^{19}F NMR (282 MHz, $CDCl_3$) δ 146.2 – 142.7 (m), 129.0 (dm, *J* = 143.4 Hz, 3.11F), 127.1 (dm, *J* = 144.3 Hz, 0.86F), –63.1. $^{13}C\{^1H\}$ NMR (75 MHz, $CDCl_3$) δ 144.7 (q, *J* = 1.4 Hz), 144.6 (q, *J* = 1.4 Hz), 140.4, 137.3, 135.2 (p, *J* = 2.5 Hz), 134.3, 134.1 (p, *J* = 2.7 Hz), 133.9, 131.0 (q, *J* = 32.6 Hz), 130.7 (q, *J* = 32.6 Hz), 128.8, 128.7, 128.4, 128.3, 128.1, 127.5, 126.6, 126.0 (q, *J* = 3.8 Hz), 125.8 (q, *J* = 3.5 Hz), 124.0 (d, *J* = 272.3 Hz), 118.6, 79.2 (p, *J* = 12.7 Hz), 70.5 (p, *J* = 13.5 Hz), 61.0 (p, *J* = 4.5 Hz), 39.6, 39.5. **HRMS** (EI) *m/z*: M^{++} Calcd for $C_{18}H_{15}ClF_8S$ 450.0455; Found 450.0464.

(*Z*)-(2-(tert-butyl)-5-chloro-5-phenylpent-2-en-1-yl)pentafluoro- λ^6 -sulfane (**Z-3y**) and (*E*)-(2-(tert-butyl)-5-chloro-5-phenylpent-2-en-1-yl)pentafluoro- λ^6 -sulfane (**E-3y**): Colorless oil after column chromatography with petroleum ether / ethyl acetate 30:1 (R_f = 0.6), 169.7 mg (0.47 mmol), 94% yield, mixture of *E/Z* isomers > 100:1. 1H NMR (300 MHz, $CDCl_3$) δ 7.51 – 6.95 (m, 5H), 5.81 (t, *J* = 7.2 Hz, 1H), 4.82 (dd, *J* = 8.1, 5.9 Hz, 1H), 4.23 (pd, *J* = 7.8, 2.2 Hz, 2H), 3.05 – 2.58 (m, 2H), 1.00 (s, 9H). ^{19}F NMR (282 MHz, $CDCl_3$) δ 85.4 – 81.2 (m, 1F), 65.9 (dm, *J* = 143.1 Hz, 4F). $^{13}C\{^1H\}$ NMR (75 MHz, $CDCl_3$) δ 141.2, 140.5 (p, *J* = 1.9 Hz), 131.4, 128.8, 128.6, 127.0, 69.6 (p, *J* = 13.7 Hz), 62.6, 39.6 (p, *J* = 2.2 Hz), 36.8, 30.3. **HRMS** (EI) *m/z*: M^{++} Calcd for $C_{15}H_{20}ClF_5S$ 362.0894; Found 362.0898.

(2-chloro-2-cyclobutyl-2-phenylethyl)pentafluoro- λ^6 -sulfane (**6**): Colorless oil after column chromatography with petroleum ether/ethyl acetate 20:1 (R_f = 0.6), 91.4 mg (0.29 mmol), 57% yield. 1H NMR (300 MHz, $CDCl_3$) δ 7.57 – 7.46 (m, 2H), 7.45 – 7.27 (m, 3H), 4.36 (pd, *J* = 8.2, 3.7 Hz, 2H), 3.51 – 3.14 (m, 1H), 2.50 – 2.00 (m, 3H), 2.02 – 1.71 (m, 3H). ^{19}F NMR

(282 MHz, $CDCl_3$) δ 87.1 – 79.4 (m, 1F), 69.9 (dm, *J* = 148.1 Hz, 4F). $^{13}C\{^1H\}$ NMR (75 MHz, $CDCl_3$) δ 139.4, 128.3, 128.2, 126.8, 78.7 (p, *J* = 11.1 Hz), 44.1, 24.9, 23.9, 16.6. **HRMS** (CI^+) *m/z*: M^{++} Calcd for $C_{12}H_{14}ClF_5S$ 320.0425; Found 320.0420.

Ozonolysis: Access to α -SF₅ ketones.²⁸

Typical experiment: Compound **3a** (123.1 mg, 0.5 mmol, 1equiv) was dissolved in ethyl acetate (20 mL), and the solution was cooled to -60 °C. The solution was sparged with ozone for 10 min, and sparged with nitrogen for 10 min. Dimethylsulfide (10 mmol, 20 equiv) was added, and the reaction was allowed to stir for 10 hours while warming gradually to room temperature. The solvent was removed in vacuo. The ketone compound was purified by flash silica chromatography (R_f = 0.25, petroleum ether/ethyl acetate 20:1) to afford the product **7a** quantitatively as evaluated by ^{19}F NMR. However, due to high volatility of **7a**, yields vary in the range 50–85% in repeated experiments.

All 2-(pentafluoro- λ^6 -sulfanyl) ketones **7a-d** are known compounds for which analytical data are identical to those reported in the literature. **7a** CAS [129421-48-3],^{24e} **7b** CAS [2310325-34-7],^{24e} **7c** CAS [2669730-32-7],^{24f} **7d** CAS [2310325-24-5].^{24e}

ASSOCIATED CONTENT

Supporting Information

The material is available free of charge via the Internet at <http://pubs.acs.org>.

Copies of 1H , ^{19}F and $^{13}C\{^1H\}$ NMR spectra of the products (pdf).

AUTHOR INFORMATION

Corresponding Authors

* majun_an68@tju.edu.cn

* dominique.cahard@univ-rouen.fr

ORCID

Jun-An Ma: 0000-0002-3902-6799

Dominique Cahard: 0000-0002-8510-1315

Author Contributions

The manuscript was written through contributions of all authors. All authors have given approval to the final version of the manuscript.

ACKNOWLEDGMENT

Our research was supported by the Centre National de la Recherche Scientifique CNRS, Normandy University, Labex SynOrg (ANR-11-LABX-0029), the graduate school for research XL-Chem (ANR-18-EURE-0020 XL CHEM) and the Région Normandie. F-F. F. is grateful to the French ministry of foreign affairs for an Eiffel excellence doctorate scholarship.

REFERENCES

- (1) (a) Wang, J.; Blaszczyk, S. A.; Li, X.; Tang, W., Transition Metal-Catalyzed Selective Carbon–Carbon Bond Cleavage of Vinylcyclopropanes in Cycloaddition Reactions. *Chem. Rev.* **2021**, *121*, 110–139. (b) Schneider, T. F.; Kaschel, J.; Werz, D. B., A New Golden Age for Donor–Acceptor Cyclopropanes. *Angew. Chem. Int. Ed.* **2014**, *53*, 5504–5523. (c) Ganesh, V.; Chandrasekaran, S., Recent Advances in the Synthesis and Reactivity of Vinylcyclopropanes.

- Synthesis* **2016**, *48*, 4347–4380. (d) Jiao, L.; Yu, Z.-X., Vinylcyclopropane Derivatives in Transition-Metal-Catalyzed Cycloadditions for the Synthesis of Carbocyclic Compounds. *J. Org. Chem.* **2013**, *78*, 6842–6848.
- (2) (a) Sherry, B. D.; Fürstner, A., Iron-catalyzed addition of Grignard reagents to activated vinyl cyclopropanes. *Chem. Commun.* **2009**, 7116–7118. (b) Moran, J.; Smith, A. G.; Carris, R. M.; Johnson, J. S.; Krische, M. J., Polarity Inversion of Donor–Acceptor Cyclopropanes: Disubstituted δ -Lactones via Enantioselective Iridium Catalysis. *J. Am. Chem. Soc.* **2011**, *133*, 18618–18621. (c) Dieskau, A. P.; Holzwarth, M. S.; Plietker, B., Fe-Catalyzed Allylic C–C Bond Activation: Vinylcyclopropanes as Versatile α 1, α 3, δ 5-Synthons in Traceless Allylic Substitutions and [3 + 2]-Cycloadditions. *J. Am. Chem. Soc.* **2012**, *134*, 5048–5051. (d) Sumida, Y.; Yorimitsu, H.; Oshima, K., Nickel-Catalyzed Borylative Ring-Opening Reaction of Vinylcyclopropanes with Bis(pinacolato)diboron Yielding Allylic Boronates. *Org. Lett.* **2008**, *10*, 4677–4679.
- (3) (a) Wender, P. A.; Takahashi, H.; Witulski, B., Transition Metal Catalyzed [5 + 2] Cycloadditions of Vinylcyclopropanes and Alkynes: A Homolog of the Diels–Alder Reaction for the Synthesis of Seven-Membered Rings. *J. Am. Chem. Soc.* **1995**, *117*, 4720–4721. (b) Caillé, J.; Robiette, R., Cycloaddition of cyclopropanes for the elaboration of medium-sized carbocycles. *Org. Biomol. Chem.* **2021**, *19*, 5702–5724.
- (4) Suginome, M.; Matsuda, T.; Yoshimoto, T.; Ito, Y., Nickel-Catalyzed Silaboration of Small-Ring Vinylcycloalkanes: Regio- and Stereoselective (E)-Allylsilane Formation via C–C Bond Cleavage. *Organometallics* **2002**, *21*, 1537–1539.
- (5) Chen, C.; Shen, X.; Chen, J.; Hong, X.; Lu, Z., Iron-Catalyzed Hydroboration of Vinylcyclopropanes. *Org. Lett.* **2017**, *19*, 5422–5425.
- (6) Liu, L.; Lee, W.; Yuan, M.; Acha, C.; Geherty, M. B.; Williams, B.; Gutierrez, O., Intra- and intermolecular Fe-catalyzed dicarbofunctionalization of vinyl cyclopropanes. *Chem. Sci.* **2020**, *11*, 3146–3151.
- (7) Combee, L. A.; Johnson, S. L.; Laudenschlager, J. E.; Hilinski, M. K., Rh(II)-Catalyzed Nitrene-Transfer [5 + 1] Cycloadditions of Aryl-Substituted Vinylcyclopropanes. *Org. Lett.* **2019**, *21*, 2307–2311.
- (8) Zhang, Z.-Q.; Meng, X.-Y.; Sheng, J.; Lan, Q.; Wang, X.-S., Enantioselective Copper-Catalyzed 1,5-Cyanotrifluoromethylation of Vinylcyclopropanes. *Org. Lett.* **2019**, *21*, 8256–8260.
- (9) Shi, W.-J.; Liu, Y.; Butti, P.; Togni, A., Gold(I)- and Brønsted Acid-Catalyzed Ring-Opening of Unactivated Vinylcyclopropanes with Sulfonamides. *Adv. Synth. Catal.* **2007**, *349*, 1619–1623.
- (10) Li Jin, C. J., Huang Wenhao, Cheng Xu, E-Z Isomerization of 1,5-Bromotrichloromethylation Reaction Products and Trisubstituted Styrenes. *Chin. J. Org. Chem.* **2018**, *38*, 1507–1515.
- (11) Long, P.-W.; He, T.; Oestreich, M., B(C₆F₅)₃-Catalyzed Hydrosilylation of Vinylcyclopropanes. *Org. Lett.* **2020**, *22*, 7383–7386.
- (12) Chandu, P.; Ghosh, K. G.; Sureshkumar, D., Metal-Free Visible-Light-Promoted Trifluoromethylation of Vinylcyclopropanes Using Pyrylium Salt as a Photoredox Catalyst. *J. Org. Chem.* **2019**, *84*, 8771–8781.
- (13) (a) Liang, Z.; Wang, F.; Chen, P.; Liu, G., Copper-catalyzed intermolecular cyanotrifluoromethylation of alkenes: Convenient synthesis of CF₃-containing alkyl nitriles. *J. Fluorine Chem.* **2014**, *167*, 55–60. (b) Fu, L.; Zhou, S.; Wan, X.; Chen, P.; Liu, G., Enantioselective Trifluoromethylalkynylation of Alkenes via Copper-Catalyzed Radical Relay. *J. Am. Chem. Soc.* **2018**, *140*, 10965–10966.
- (14) Dunkelblum, E., Addition reactions to methylenecyclopropanes—III: The reaction of 2,4-dinitrobenzenesulfonyl chloride with alkylidenecyclopropanes. *Tetrahedron* **1974**, *30*, 3991–3996.
- (15) Liu, J.; Yao, H.; Li, X.; Wu, H.; Lin, A.; Yao, H.; Xu, J.; Xu, S., Organocatalytic 1,5-trifluoromethylthio-sulfonylation of vinylcyclopropane mediated by visible light in the water phase. *Org. Chem. Front.* **2020**, *7*, 1314–1320.
- (16) (a) Luo, Q.; Mao, R.; Zhu, Y.; Wang, Y., Photoredox-Catalyzed Generation of Sulfamyl Radicals: Sulfonamidation of Enol Silyl Ether with Chlorosulfonamide. *J. Org. Chem.* **2019**, *84*, 13897–13907. (b) Griller, D.; Ingold, K. U., Free-radical clocks. *Acc. Chem. Res.* **1980**, *13*, 317–323. (c) Li, J.-M.; Wang, Y.-H.; Yu, Y.; Wu, R.-B.; Weng, J.; Lu, G., Copper-Catalyzed Remote C–H Functionalizations of Naphthylamides through a Coordinating Activation Strategy and Single-Electron-Transfer (SET) Mechanism. *ACS Catalysis* **2017**, *7*, 2661–2667. (d) Nie, X.; Xu, T.; Song, J.; Devaraj, A.; Zhang, B.; Chen, Y.; Liao, S., Radical Fluorosulfonylation: Accessing Alkenyl Sulfonyl Fluorides from Alkenes. *Angew. Chem. Int. Ed.* **2021**, *60*, 3956–3960. (e) Yuan, Y.; Cao, Y.; Lin, Y.; Li, Y.; Huang, Z.; Lei, A., Electrochemical Oxidative Alkoxy-sulfonylation of Alkenes Using Sulfonyl Hydrazines and Alcohols with Hydrogen Evolution. *ACS Catalysis* **2018**, *8*, 10871–10875. (f) Kristensen, S. K.; Laursen, S. L. R.; Taarning, E.; Skrydstrup, T., Ex-Situ Formation of Methanethiol: Application in the Gold(I)-Promoted Anti-Markovnikov Hydrothiolation of Olefins. *Angew. Chem. Int. Ed.* **2018**, *57*, 13887–13891. (g) Zheng, Y.; You, Y.; Shen, Q.; Zhang, J.; Liu, L.; Duan, X.-H., Visible-light-induced anti-Markovnikov hydrosulfonylation of styrene derivatives. *Org. Chem. Front.* **2020**, *7*, 2069–2074.
- (17) (a) Sowaileh, M. F.; Hazlitt, R. A.; Colby, D. A., Application of the Pentafluorosulfonyl Group as a Bioisosteric Replacement. *ChemMedChem* **2017**, *12*, 1481–1490. (b) Savoie, P. R.; Welch, J. T., Preparation and utility of organic pentafluorosulfonyl-containing compounds. *Chem. Rev.* **2015**, *115*, 1130–1190.
- (18) (a) Beier, P., Pentafluorosulfonylation of Aromatics and Heteroaromatics. In *Emerging Fluorinated Motifs*, Ma, J.-A.; Cahard, D., Eds. Wiley-VCH: Weinheim, Germany, **2020**; Vol. 2, pp 551–570. (b) Debrauwer, V.; Leito, I.; Lökov, M.; Tshpelevitsh, S.; Parmentier, M.; Blanchard, N.; Bizet, V., Synthesis and Physicochemical Properties of 2-SF₅-(Aza)Indoles, a New Family of SF₅ Heterocycles. *ACS Org. Inorg. Au* **2021**, DOI 10.1021/acsoinorgau.1c00010.
- (19) (a) Haufe, G., Pentafluorosulfonylation of Aliphatic Substrates. In *Emerging Fluorinated Motifs*, Ma, J.-A.; Cahard, D., Eds.: Weinheim, Germany, **2020**; Vol. 2, pp 571–609. (b) Lefebvre, G.; Charron, O.; Cossy, J.; Meyer, C., Radical Addition of SF₅Cl to Cyclopropanes: Synthesis of (Pentafluorosulfonyl)cyclopropanes. *Org. Lett.* **2021**, *23*, 5491–5495.
- (20) (a) Pitts, C. R.; Santschi, N.; Togni, A. Method for preparing polyfluorinated compound. WO2019229103A1, **2019**. (b) Shou, J. Y.; Xu, X. H.; Qing, F. L., Chemoselective Hydro(chloro)pentafluorosulfonylation of Diazo Compounds with Pentafluorosulfonyl Chloride. *Angew. Chem. Int. Ed.* **2021**, *60*, 15271–15275. (c) Burton, D. J.; Wang, Y.; Bizet, V.; Cahard, D., Pentafluorosulfonyl Chloride. In *Encyclopedia of Reagents for Organic Synthesis*, DOI org/10.1002/047084289X.rm00413.pub2.
- (21) (a) Mohand, S. A.; Dolbier, W. R., Jr., New and Convenient Method for Incorporation of Pentafluorosulfonyl (SF₅) Substituents into Aliphatic Organic Compounds. *Org. Lett.* **2002**, *4*, 3013–3015. (b) Gilbert, A.; Paquin, J.-F., Evaluation of the compatibility of pentafluorosulfonyl chloride with various solvents and additives. *J. Fluorine Chem.* **2019**, *221*, 70–74. (c) Gilbert, A.; Langowski, P.; Delgado, M.; Chabaud, L.; Pucheault, M.; Paquin, J.-F., Amine-borane complex-initiated SF₅Cl radical addition on alkenes and alkynes. *Beilstein J. Org. Chem.* **2020**, *16*, 3069–3077. (d) Das, P.; Takada, M.; Tokunaga, E.; Saito, N.; Shibata, N., Synthesis of pyridine trans-tetrafluoro- λ^6 -sulfane derivatives via radical addition. *Org. Chem. Front.* **2018**, *5*, 719–724. (e) Niina, K.; Tanagawa, K.; Sumii, Y.; Saito, N.; Shibata, N., Pyridine tetrafluoro- λ^6 -sulfonyl chlorides: spontaneous addition to alkynes and alkenes in the presence or absence of photo-irradiation. *Org. Chem. Front.* **2020**, *7*, 1276–1282.
- (22) CCDC 2088835 (**3o**) contains the crystallographic data for this paper. These data can be obtained free of charge from The Cambridge Crystallographic Data Centre via www.ccdc.cam.ac.uk/data_request/cif.
- (23) Campredon, M.; Kanabus-Kaminska, J. M.; Griller, D., Conformational control of regioselectivity: rearrangements of

cyclopropylcarbinyl and 5-substituted pent-3-enyl radicals. *J. Org. Chem.* **1988**, *53*, 5393–5396.

(24) (a) Kleemann, G.; Seppelt, K., Methylsulfurpentafluoride and some of its derivatives. *Chem. Ber.* **1979**, *112*, 1140–1146. (b) Henkel, T.; Krügerke, T.; Seppelt, K., Isomerisierung von Benzoylalkylidenschwefeltetrafluoriden $C_6H_5-CO-CR=SF_4$ zu Dihydrooxathiet-Derivaten. *Angew. Chem.* **1990**, *102*, 1171–1172. (c) Dolbier, W. R.; Ait-Mohand, S.; Schertz, T. D.; Sergeeva, T. A.; Cradlebaugh, J. A.; Mitani, A.; Gard, G. L.; Winter, R. W.; Thrasher, J. S., A convenient and efficient method for incorporation of pentafluorosulfanyl (SF_5) substituents into aliphatic compounds. *J. Fluorine Chem.* **2006**, *127*, 1302–1310. (d) Welch, J.; Ngo, S.; Lim, D. Alpha-pentafluorosulfanyl aldehydes, ketones and acids. WO2009026191A1, **2009**. (e) Cloutier, M.; Roudias, M.; Paquin, J.-F., Regioselective Gold-Catalyzed Hydration of CF_3 - and SF_5 -alkynes. *Org. Lett.* **2019**, *21*, 3866–3870. (f) Shou, J. Y.; Xu, X. H.; Qing, F. L., Chemoselective Hydro(Chloro)pentafluorosulfanylation of Diazo Compounds with Pentafluorosulfanyl Chloride. *Angew. Chem. Int. Ed.* **2021**, *60*, 15271–15275.

(25) (a) Wang, X.; Wang, X.; Liu, M.; Ding, J.; Chen, J.; Wu, H., Palladium-Catalyzed Reaction of Arylboronic Acids with Aliphatic Nitriles: Synthesis of Alkyl Aryl Ketones and 2-Arylbenzofurans. *Synthesis* **2013**, 2241–2244. (b) Liu, J.; Yao, H.; Li, X.; Wu, H.; Lin, A.; Yao, H.; Xu, J.; Xu, S., Organocatalytic 1,5-trifluoromethylthio-sulfonylation of vinylcyclopropane mediated by visible light in the water phase. *Org. Chem. Front.* **2020**, *7*, 1314–1320.

(26) Long, P.-W.; He, T.; Oestreich, M., $B(C_6F_5)_3$ -Catalyzed Hydrosilylation of Vinylcyclopropanes. *Org. Lett.* **2020**, *22*, 7383–7386.

(27) (a) Ciaccio, J. A.; Aman, C. E., “Instant Methylide” Modification of the Corey–Chaykovsky Cyclopropanation Reaction. *Synth. Commun.* **2006**, *36*, 1333–1341. (b) Zhang, Z.-Q.; Meng, X.-Y.; Sheng, J.; Lan, Q.; Wang, X.-S., Enantioselective Copper-Catalyzed 1,5-Cyanotrifluoromethylation of Vinylcyclopropanes. *Org. Lett.* **2019**, *21*, 8256–8260.

(28) Kong, J.-R.; Ngai, M.-Y.; Krische, M. J., Highly Enantioselective Direct Reductive Coupling of Conjugated Alkynes and α -Ketoesters via Rhodium-Catalyzed Asymmetric Hydrogenation. *J. Am. Chem. Soc.* **2006**, *128*, 718–719
