



From fibre extraction to the composite manufacturing processes: which path to adopt to maximise the mechanical properties of natural fibre based composites

Pierre Ouagne, Philippe Evon, Vincent Placet, Damien Soulat

► To cite this version:

Pierre Ouagne, Philippe Evon, Vincent Placet, Damien Soulat. From fibre extraction to the composite manufacturing processes: which path to adopt to maximise the mechanical properties of natural fibre based composites. The 8th International Conference on Structural Analysis of Advanced Materials ICSAAM 2018, Aug 2018, Tarbes, France. pp.020004-1-020004-10. hal-03355944

HAL Id: hal-03355944

<https://hal.science/hal-03355944>

Submitted on 27 Sep 2021

HAL is a multi-disciplinary open access archive for the deposit and dissemination of scientific research documents, whether they are published or not. The documents may come from teaching and research institutions in France or abroad, or from public or private research centers.

L'archive ouverte pluridisciplinaire **HAL**, est destinée au dépôt et à la diffusion de documents scientifiques de niveau recherche, publiés ou non, émanant des établissements d'enseignement et de recherche français ou étrangers, des laboratoires publics ou privés.





OATAO is an open access repository that collects the work of Toulouse researchers and makes it freely available over the web where possible

This is an author's version published in: <http://oatao.univ-toulouse.fr/28216>

Official URL:

<https://doi.org/10.1063/1.5024148>

To cite this version:

Ouagne, Pierre  and Evon, Philippe  and Placet, Vincent and Soulat, Damien *From fibre extraction to the composite manufacturing processes: which path to adopt to maximise the mechanical properties of natural fibre based composites*. (2018) In: ICSAAM 2018, 28 August 2018 - 31 August 2018 (Tarbes, France).

Any correspondence concerning this service should be sent to the repository administrator: tech-oatao@listes-diff.inp-toulouse.fr

From Fibre Extraction to the Composite Manufacturing Processes: Which Path to Adopt to Maximise the Mechanical Properties of Natural Fibre Based Composites?

Pierre Ouagne^{1,a)} Philippe Evon^{2,b)} Vincent Placet^{3,c)} Damien Soulat^{4,d)}

^{1,a)}University of Toulouse, INP/ENIT, LGP, 47, avenue d'Azereix, F-65016 Tarbes, France

^{2,b)}Laboratoire de Chimie Agro-industrielle (LCA), Université de Toulouse, INRA, INPT, Toulouse, France

^{3,c)}Y³ Université de Bourgogne Franche-Comté, FEMTO-ST, CNRS/UFC/ENSMM/UTBM, Besançon, France

^{4,d)} Université de Lille, ENSAIT, GEMTEX, F-59056 Roubaix, France

a)Corresponding author:pierre.ouagne@enit.fr

b)aphilippe.evon@ensiacet.fr

c)Vincent.placet@univ-fcomte.fr

d)damien.soulat@ensait.fr

Abstract. This work proposes to analyse the different aspects that should be taken into account from the fibre extraction from plants to the forming process to achieve correct part forming. The study will focus in a first extent on the impact of the textile operations leading to the yarn manufacturing. The properties of the flax fabric will then be associated to its behaviour during experimental forming and related to the possible appearance of defects such as tow buckling and solutions to prevent its appearance is widely discussed.

1 INTRODUCTION

Natural fibres have long been considered as potential reinforcing materials or fillers in thermoplastic or thermoset composites. Numerous studies deal with the subject [1-6]. Natural fibres are particularly interesting because they are renewable, have low density and exhibit high specific mechanical properties. They also show non-abrasiveness during processing, and more importantly biodegradability. A large amount of work has been devoted to identify the tensile behaviour of individual fibres or group of few fibres of different nature and origin [7-10]. However, few studies deal with the subject of the mechanical behaviour of fibre assemblies and particularly analyse the deformability of these structures.

Specific high performance reinforcements are required to manufacture structural or semi-structural biocomposite parts especially for the automotive industry. New flax and comingled flax/bioplastic reinforcements have been elaborated in this goal. If large panels have been realised with a good success, the feasibility to manufacture complex shapes part using a sheet forming process [11] especially with natural fibre based reinforcements without defect is still a challenge. Previous studies [12-13] demonstrated that complex shape parts could be achieved by using specifically prepared fabrics, with particular process parameters.

However, this requires that specific care all along the different operations leading to the part manufacture due to the use of finite length natural fibres is taken into account. It is also necessary when using agro-based material to reduce the impact of the part manufacturing in comparison to synthetic technology. The energy consumption for the production of yarn should be kept low, and the possible fabric treatments should have a minimum impact on the environment. As a consequence, the manufacturing processes need to be adapted and optimised to reach this goal.

Moreover, it is also important when considering the manufacturing processes to maximise the mechanical potential of the vegetal fibres. This means that it is important to minimize the length reduction of fibres or the

appearance of defects such as dislocations or kink bands during the fiber extraction and the yarn preparation. To manufacture high performance composite parts, it is necessary to organize and to align the fibers. As a consequence, aligned fibers architectures such as unidirectional sheets, non-crimped fabrics and woven fabrics (bidirectional) are usually used as reinforcement.

In the Liquid Composite Molding (LCM) family, the Resin Transfer Moulding, (RTM) process has received a large attention in the literature [14] and particularly the second stage of the process dealing with the injection of resin in preformed dry shapes and the permeability of the reinforcements [15-16]. The first stage of this process consists in forming dry reinforcements. In case of specific double curved shapes, woven fabrics are generally used to allow in plane strain necessary for forming without dissociation of the tows.

The modification of the tow orientation and local variations of fibre volume fraction have a significant impact on the resin impregnation step as the local permeabilities (in-plane and transverse) of the reinforcement may be affected [17-18]. In the most severe cases, the ply of fabric can wrinkle or lose contact with the mould, hence severely reducing the quality of the finished product [19]. Another defect called tow buckling has also been reported for flax woven fabrics [20-21]. As the quality of the preform is of vital importance for the final properties of the composite parts, it is important when forming of complex shape is considered to prevent the appearance of such defects.

Several experimental devices have been set up to investigate the deformation modes and the possible occurrence of defects during forming of textile reinforcements. Hemispherical punch and die systems were particularly studied because the shape is rather simple, it is doubled curved and because it leads to large shear angles between the tows [23-25]. In this paper, an experimental device is presented to form severe shapes. As an example, tetrahedron geometry is considered as it is much more difficult to form than hemispherical shapes especially if the radiuses of curvature are small.

This paper therefore proposes to analyze the feasibility of forming the mentioned complex shape with natural fibers based woven fabric reinforcements. A special attention is given on the defects that may appear during the different steps leading to the formation of textile structures and then during the complex forming of woven fabrics. The tow buckling defect is particularly discussed and a discussion upon the way to prevent their appearance is presented.

2 EXPERIMENTAL PROCEDURES

A Laroche (France) Cadette 1000 “All Fibre” extraction equipment located in the AGROMAT platform (Tarbes, France), the technological transfer hall of Laboratoire de Chimie Agro-industrielle, was used to separate the different vegetal fractions from all the oleaginous flax straw batches considered in this work. The device was used to investigate the effect of the fibre extraction step on the morphological and mechanical properties of the fibres.

The different steps leading to the production of a yarn were also investigated. This involves different textile operations such as carding, drawing and yarn manufacturing such as spinning for example.

A device specifically designed to analyze the local strains during the forming of reinforcement fabrics [26] is presented on Figure 1.a.

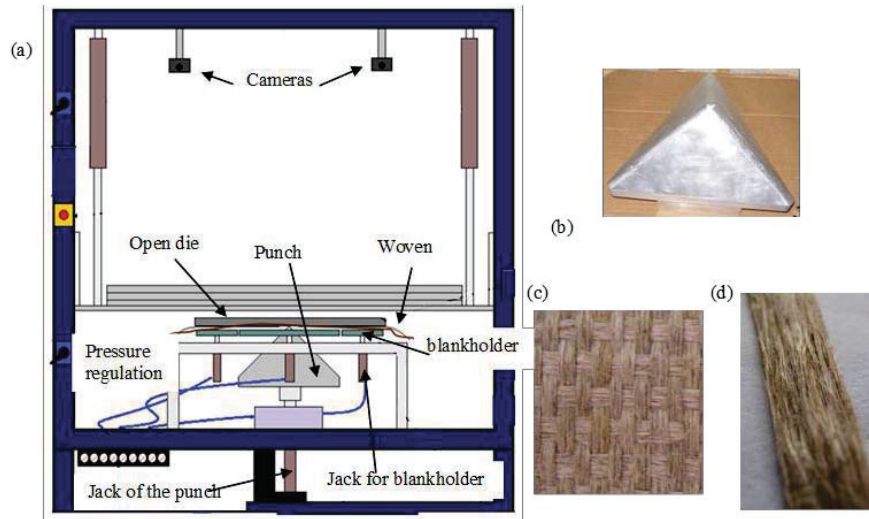


FIGURE 1: (a) Description of the device. (b) Tetrahedron punch. (c) Flax fabric (d) Flax tow.

The mechanical part consists of a punch/open die couple and a classical blank holder system. The die is open to allow the measurement of the local strains during the process with the cameras associated to marks tracking technique. The motion of the punch is given by a piloted electric jack. Nine independent blank holders associated to pneumatic jacks can be activated under the woven flat fabric. Dimensions, positions, and specifically variable pressure on each of these blank holders can be easily changed to investigate their influence on the quality of the final preform. This device has been developed to preform different shapes. Severe double curved shapes containing faces, edges and triple points at the intersection of the edge are considered. The tetrahedron punch used in this work is presented on figure 1.b.3

RESULTS

3.1 Fiber Extraction and Yarn Manufacturing

During a study conducted on flax stems, it was showed that different process parameters can be of importance when considering the fiber extraction. Particularly, it was showed that it is important to avoid the multiplication of extraction operations and that the level of moisture of the straw was a key parameter to extract the fibers with a minimum amount of defects and also to keep the fiber bundle length as long as possible.

On the same study, it was also investigated if the textile operations leading to the yarn manufacturing could affect the properties of the individual flax fibers. Carding is a relatively aggressive process that may affect if the process parameters are not well set up the fiber properties. By using a good set of process parameters in a good environment (temperature and humidity), one can globally avoid the loss of physical and mechanical properties. The effect of the drawing operation as well as the yarn manufacturing was also investigated and it was showed that in the conditions of our study that the properties of the individual fibers as well as the fiber bundles were not globally affected by these textile operations.

Even if yarn defects such as losses of fiber density [27] may take place during the textile manufacturing or textile forming, this defect can globally be in a large manner prevented by using yarns which possess sufficiently high enough mechanical properties. As a consequence, the rest of the study will more concentrate on the defects that may take place during the complex forming of fabrics manufactured from selected flat yarns.

3.2 Materials Properties and Global Preform Analysis

The flax fabric (Figure 1.c) used in this study is a plain weave fabric which areal weight is of about 260 g/m² manufactured by the Groupe Depestele (France). The fabric is not balanced. This fabric is constituted of continuous

tows (figure 1.d). Generally, when natural fibres are considered, twisted yarns are elaborated to increase its tensile properties. Indeed, as discussed by Goutianos *et al.* [28] sufficient tensile properties of the yarns are necessary for these ones to be considered for textile manufacturing or for processes such as pultrusion or filament winding. In this study, the flax tows used to elaborate the plain weave fabric are un-twisted and exhibit a rectangular shape. The fibers or groups of fibers are slightly entangled to provide a minimum rigidity to the tows. This geometry has been chosen as it generates low bending stiffness tows, therefore limiting the crimp effect in the fabric and therefore limiting empty zones between tows. It has also been chosen because fabric manufactured from highly twisted yarns exhibit low permeability preventing or partially preventing the use of processes from the LCM (Liquid Composite Moulding) family. Un-twisted tows have also been chosen because manufactured composites display better mechanical properties than composites made with twisted yarns [29].

At the local scale, an analysis of the shear angles [20] of the studied face shows that the values are relatively homogeneous and below the locking angle. It has also been shown that buckles defects may take place during the process [21].

An initial square specimen of the flax fabric is positioned with six blank holders placed on specific places around the tetrahedron punch. On each of them a pressure of two bar is applied. The maximum depth of the punch is 160 mm. At the end of the forming process, an epoxy resin spray is applied to the preform so that the shape is fixed in its deformed state.

An initial square specimen of the flax fabric is positioned with six blank holders placed on specific places around the tetrahedron punch. On each of them a pressure of one bar is applied. The maximum depth of the punch is 150 mm. At the end of the forming process, an epoxy resin spray is applied to the preform so that the shape is fixed in its deformed state. The preform in its final state is presented in Figure 2.a. At the scale of the preform the obtained shape is in good agreement with the expected tetrahedron punch. The fabric is not un-weaved on faces or edges. Some wrinkles appear (Fig.2.a) at the surrounding of the useful part of the preform.

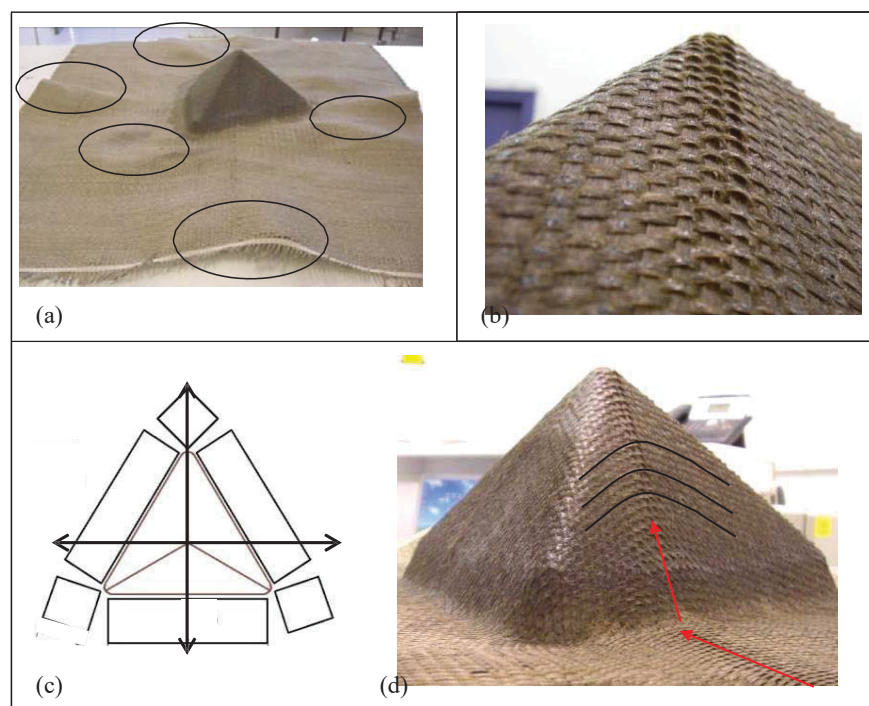


FIGURE 2: (a) Preform and Wrinkles. (b) Zoom on buckles. (c) Position of buckles. (d) tow orientation

The position and the size of these wrinkles depend on the blank holder position and on the pressure they apply on the fabric. The process parameters (number and position of blank holders, choice of the punch, etc...) and the initial positioning of the fabric have a significant influence on the final shape. These aspects will be presented in future works. At the local scale, it is possible to analyze during the process the evolution of the shear angle between tows

and the longitudinal strain along the tows. During the forming stage, the woven textile is submitted to biaxial tensile deformation, in plane shear deformation, transverse compaction and out-of-plane bending deformations. If all these components can be significant, the feasibility to obtain the expected shape is largely dependent on the in-plane shear behavior. On the formed tetrahedron faces, values of the measured shear angle are relatively homogeneous [20]. These values do not reach the locking angle above which defects such as wrinkles appear.

3.3 Buckles Defect

At the preform scale, buckles or tow buckling (Figure 2.b) appears on faces and on one edge of the formed tetrahedron shape. These buckles zones converge to the triple point (top of the tetrahedron) from the bottom of the shape (Figure 2.c) depending on the initial orientation of the fabric. Due to this defect the thickness of the preform is not homogeneous. The height of some of the buckles can reach 3 mm near the triple point. Due to this thickness inhomogeneity generated by these buckles, the preform could not be accepted for composite part manufacturing.

At the fabric scale, the buckles are the consequence of out of plane bending of the tows perpendicular to those passing by the triple point. The tows passing by the triple point (vertical ones) are relatively tight. On the contrary, the tows perpendicular to the one passing by the triple point are not tight, and the size of the buckles depends on those tows tension. In this zone, there is no homogeneity of the tensile deformation. This is illustrated by the orientation of the tows perpendicular to the one passing by the triple point on both sides of the buckle zone (drawn figure 2.d). These

tows are curved instead of being straight, and this phenomenon is probably at the origin of the buckles.

To investigate the appearance of the defects, two initial positioning of the fabric have been tested. These positions are shown in Figures 3 and 4.

Figure 3 shows that in the case of the orientation 0° , buckles only appear on edge 1 and on the middle of face 3. No buckles are observed on faces 1 and 2.

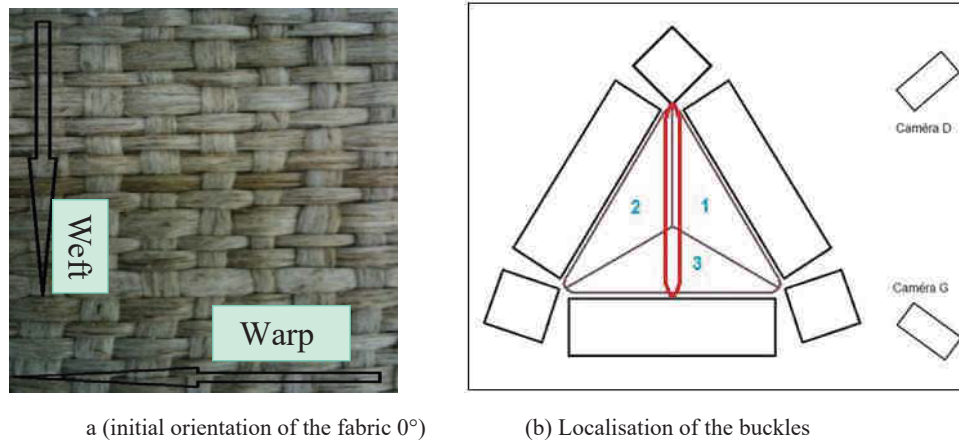


FIGURE 3: Localization of the buckle zone for initial fabric orientation of 0°

As the bending of the tows perpendicular to the ones passing by the triple point is the mechanisms supposed to be at the origin of the buckling defect, measurements of the bending angles on each faces has been carried out. Results are presented in Table 1:

TABLE 1: Bending angle of the horizontal tows measured on the buckle zone orientation 0°

Face number	1	2	3
Bending angle ($^\circ$)	138 ± 5	136 ± 4	146 ± 4

Table 1 shows that the bending angles are globally situated in the same range of values. The bending angles on faces 1 and 2 are slightly more pronounced than the one measured on Face 3. Similar investigations were carried out for orientation 90° . Figure 4 shows that in this case of study that the buckles can be observed in faces 1 and 2 only. For the orientation 90° , no buckles are observed on face 3 and on edge 1 as it was the case for orientation 0° .

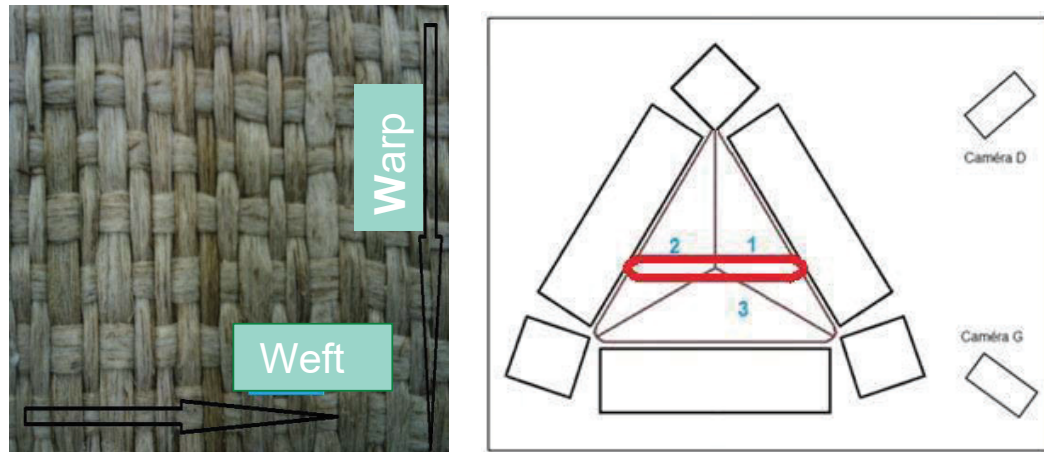


FIGURE 4: Localisation of the buckle zone for initial fabric orientation of 90°

The bending angles of the tows exhibiting buckling on the 3 faces of the shape were also measured. The values are reported in Table 2:

TABLE 2: Bending angle of the horizontal tows measured on the buckle zone orientation 90°

Face number	1	2	3
Bending angle ($^\circ$)	138	141	143

For orientation 90° the measured bending angles are situated in the same range of values as the ones measured for the 3 face for orientation 0° . As a consequence, the bending of the tows (Figure 1d) is not responsible for the changes of the buckle zone location for the 2 tested orientations. The initial reinforcement orientation seems to be crucial. As a consequence, bending is not a sufficient criterion to predict the appearance of the buckles.

3.4 Solutions to Prevent Defects

3.4.1 Solutions based on the design of specific fabrics

The reinforcement considered in this study is not balanced. The tows, used in the warp and the weft directions are similar. However, a space between the weft tows (about the width of a tow) is observed on the fabric whereas this space is not present between the warp tows. As buckles only appear on bending zones where the weft tows are vertical, (face 3 and edge 1 orientation 0° and face 1 and face 2 orientation 90°) one can conclude that the architecture of the reinforcement is a key parameter conditioning the appearance of the buckles. When the warp tows are vertical (without any space between them) the buckles do not appear even though the horizontal tows exhibit the same amount of bending. This suggests that the presence of the space between the weft tows is one of the parameter that controls the appearance of the buckles. As a consequence one can expect that a balanced woven fabric with no space between the warp and the weft tows should not show the appearance of buckles. This

hypothesis was tested on a new reinforcement especially manufactured by Groupe Depestele to prevent the appearance of the buckles. This reinforcement is a balanced plain weave fabric also manufactured from flat untwisted tows. Figure 5 show that the hypothesis is verified as no buckles are observed when the tetrahedron shape is formed with the same processing conditions.




FIGURE 5: (a) Forming of a balanced plain weave fabric. (b) plain weave architecture

3.4.2 Solutions based on the processing parameters

Solutions to prevent the appearance of tow buckles by using a specifically designed fabric such as the one presented in Figure 5 may not be convenient for forming every geometries, as other defects such as membrane wrinkling may happen. As a consequence, it would be very much interesting to investigate solutions based on the optimization of the forming process parameters. In a previous work [12] it was shown that the size of the tow buckle may be reduced by choosing the right blank holder pressure, without getting rid of them. In the same work it was argued that the design of the blank holders was not completely suitable for buckle suppression.

In this work, specially designed blank holders were designed to apply specific pressure to the fabric at the right position. Both the tow buckles and the excessive tensile strain in tows are localized in zones close to the tows passing by the top of the tetrahedron. In this zone, the vertical tows passing by the triple point are too tight in the three faces and on the edge opposed to Face 3. The perpendicular tows may show the presence of tow buckles partly resulting of the bending in their plane of tows and also probably because of a too low tension of these tows. The basis of the new blank holder generation therefore consists in reducing pressure in the vertical tows and to increase the tension of the horizontal ones. A schematic diagram of the blank holder is presented in Figure 6. Instead of the 6 initial blank holders (Figure 2.a), the new blank holder generation consist of 4 blank holders with specific geometries. The blank holders impose tensions to the membrane and particularly to the bent tows exhibiting tow buckles. Between the 4 blank holders, empty zones have been left to release the tension of the tows showing too high tensile strains. It can be noted that small blank holders could be used to fill up the spaces and impose a local pressure to this zone if necessary.

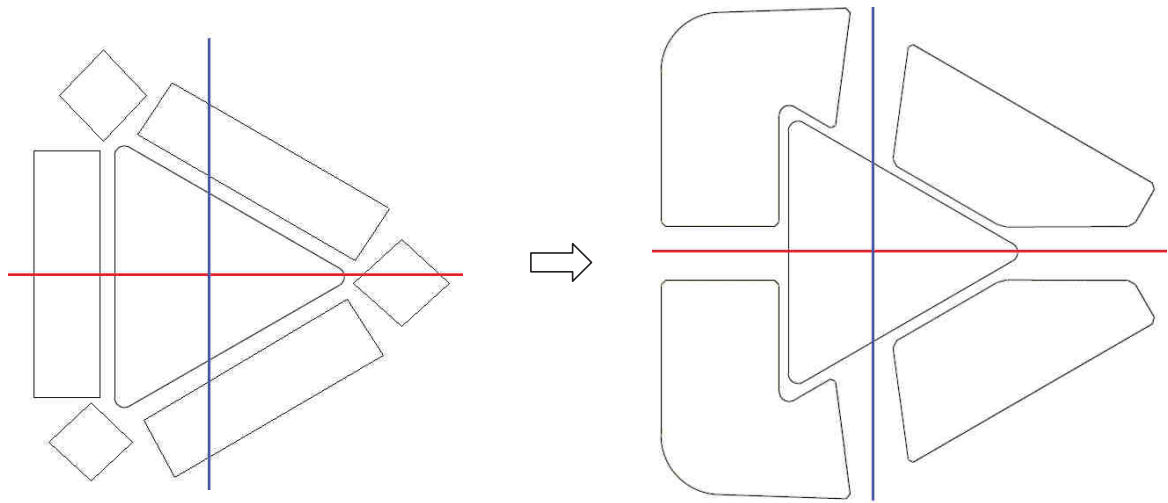


FIGURE 6: Blank holders' designs.

A twill weave fabric exhibiting large tow buckles when using the first set of blank holders Figure 7a was used. The same twill weave fabric was used to investigate the possible suppression of the tow buckles by using the new designed blank holders.

Figure 7 shows the difference between forming with the first set of blank holders and forming with the specially designed blank holders.




FIGURE 7: Influence of processing parameters on tow buckling

Figure 7 shows that the tow buckles can be suppressed by designing specific blank holder with optimized applied pressures for the twill weave fabric. A similar statement can also be made for the non-balanced plain weave fabric studied in this work. This is shown on Figure 8.



FIGURE 8 : Un-balanced plain weave fabric without tow buckles

This document was prepared using the AIP Proceedings template for Microsoft Word. It provides a simple example of a paper and offers guidelines for preparing your article. Here we introduce the paragraph styles for Level 1, Level 2, and Level 3 headings. Please note the following:

4 CONCLUSIONS

This work demonstrates that it is now possible to prevent the appearance of defects at the fibre level during the preliminary preparation steps (from the fibre extraction to the yarn manufacturing) as well as during the forming of natural fibre based fabrics. Defects such as tow buckles can be prevented by optimizing the process parameters. It is therefore not necessary to specially optimize the fabric to prevent this defect. As a consequence, a wide range of reinforcements with different architectures can be considered when forming complex shapes such as a tetrahedron.

5 REFERENCES

1. La Mantia F.P., Morreale M. *Green composites: A brief review*, ([Composites Part A](#), 42, 2011), pp. 579-588.
2. Satyanarayana K. G., Arizaga G. G.C., Wypych F. *Biodegradable composites based on lingo cellulosic fibers—An overview*, ([Progress in Polymer Science](#), 34, 2009), pp. 982–1021
3. Biagiotti J., Puglia D., Kenny J. M. *A Review on Natural Fibre-Based Composites-Part I*, ([Journal of Natural Fibers](#), 1: 2, 2004), pp. 37 - 68.
4. Puglia, D.B iagiotti, J. and Kenny, J. M. *A Review on Natural Fibre-Based Composites—Part II*, ([Journal of Natural Fibers](#), 1: 3, 2005), pp. 23 - 65.
5. Pandey J. K., Ahn S. H., Lee C. S., Mohanty A. K., Misra M. *Recent Advances in the Application of Natural Fiber Based Composites*, ([Macromolecular Materials and Engineering](#), 295, 2010), pp. 975–989.
6. Ouagne P., Bizet L., Baley C., Bréard J. *Analysis of the Film-stacking Processing Parameters for PLLA/Flax Fiber Biocomposites*, ([Journal of Composite Materials](#), 44, 2010), pp. 1201-1215.
7. Baley C. *Analysis of the flax fibres tensile behaviour and analysis of the tensile increase*, ([Composites Part A](#), 33, 2002), pp. 2143-2145.
8. Bodros E., Baley C. *Study of the tensile properties of stinging nettle fibres*, ([Materials Letter](#), 62, 2008), pp. 2143-2145.
9. Alawar A., Hamed A.M., Al-Kaabi K., *Characterization of treated data palm tree fiber as composite reinforcement*, ([Composites Part B](#), 40, 2009), pp. 601-606.
10. Kim J.T., Netravili A.N. *Mercerization of sisal fibers: Effects of tension on mechanical properties of sisal fibers and fiber-reinforced composites*, ([Composite Part A](#), 41, 2010), pp. 1245-1252.
11. D.U. Shah, P.J. Schubel, M J. Clifford. *Can flax replace E-glass in structural composites? A small wind turbine case study*. ([Comp Part B](#) 52, 2013), pp. 172-181.

12. P. Ouagne, D. Soulat, J. Moothoo, E. Capelle, S. Gueret. *Complex shape forming of a flax woven fabric; analysis of the tow buckling and misalignment defect*, (*Comp Part A* 5, 2013), 1–10.
13. E Capelle, P. Ouagne, D. Soulat, D. Duriatti *Complex shape forming of flax woven fabrics: Design of specific blank-holder shapes to prevent defects*, (*Composites: Part B*. 2014; 62), pp. 29–36.
14. Buntain M.J., Bickerton S. *Modeling forces generated within rigid liquid composite moldings tools. Part A: Experimental study*, (*Composites Part A.*, 38, 2007), pp. 1729-1741.
15. Lekakou C, Johari B, Norman D, Bader G. *Measurement techniques and effects on in-plane permeability of woven cloths in resin transfer molding*, (*Composites Part A*, 27, 1996), pp. 401-408.
16. Ouagne P., Bréard J. *Continuous transverse permeability of fibrous media*, (*Composites Part A*, 41, 2010), pp. 22-28.
17. Hammani A., Trochu F., Gauvin R., Wirth S. *Directional permeability measurement of deformed reinforcement*, (*Journal of reinforced plastics and composites*, 15, 1996), pp 552-562.
18. Loix F., Badel P., Orgeas L., Geindreau C. Boisse P. *Woven fabric permeability: from textile deformation to fluid flow mesoscale simulations*, (*Composites Science and Technology*, 68, 2008), pp. 1624-1630.
19. Sharma S.B., Sutcliffe M.P.F., Chang S.H. *Characterisation of material properties for draping of dry woven composite material*, (*Composites Part A*, 34, 2003), pp. 1167-1175.
20. Ouagne P., Soulat D., Allaoui S., Hivet G. *Mechanical properties and forming possibilities of a new generation of flax woven fabrics*. (Proceeding of the 10th international conference on textile Composite (Texcomp). 26-28 October 2010, Lille, France).
21. Ouagne P., Soulat D., Hivet G., Allaoui S., Duriatti D. *Analysis of defects during the preforming of a woven flax reinforcement*, (*Advanced Composite Letters*, 20, 2011), pp. 105-108.
22. Ouagne P, Soulat D, Tephany C, Duriatti D, Allaoui S, Hivet G. *Mechanical characterisation of flax based woven fabrics and in situ measurements of tow tensile strain during the shape forming*, (*Journal of Composite Materials*, 2013; 47), pp. 3498-3512.
23. Molnar P., Ogale A., Lahr R., Mitschang P. *Influence of drapability by using thermoforming*, (*Composites Science and Technology*, 67, 2007), pp. 3386-3393.
24. Li X., Bai S. *Sheet forming of the multy-layered biaxial weft knitted fabric reinforcement. Part 1: On hemispherical surfaces*, (*Composites Part A*, 40, 2009), pp. 766-777.
25. Vanclooster K., Lomov S.V., Verpoest I. *Experimental validation of forming simulations on fabric reinforced polymers using an unsymmetrical mould configuration*, (*Composites Part A*, 40, 2009), pp. 530-539.
26. Soulat D., Allaoui S., Chatel S. *Experimental device for the optimization step of the RTM process*. (*International Journal of Material Forming*, 2, 2009), pp. 181–184.
27. Moothoo J, Ouagne P, Allaoui S, Soulat D. *Vegetal fibre composites for semi-structural applications in the medical environment*, (*Journal of Reinforced Plastics and Composites*, 2014; 33), pp. 1823-1834.
28. Goutianos S., Peijs T. *The optimization of flax fibre yarns for the development of high-performance natural fibre composites*, (*Advanced Composite Letters*, 12, 2003), pp. 237-241.
29. Goutianos S., Peijs T., Nystrom B. Skrifvars M. *Development of flax based textile reinforcements for composite applications*, (*Applied Composites Materials*, 13, 2006), pp. 199–215.