



HAL
open science

A Review of Manganese(III) (Oxyhydr)Oxides Use in Advanced Oxidation Processes

Daqing Jia, Khalil Hanna, Gilles Mailhot, Marcello Brigante

► **To cite this version:**

Daqing Jia, Khalil Hanna, Gilles Mailhot, Marcello Brigante. A Review of Manganese(III) (Oxyhydr)Oxides Use in Advanced Oxidation Processes. *Molecules*, 2021, 26 (19), pp.5748. <10.3390/molecules26195748>. <hal-03981816>

HAL Id: hal-03981816

<https://hal.science/hal-03981816v1>

Submitted on 10 Feb 2023

HAL is a multi-disciplinary open access archive for the deposit and dissemination of scientific research documents, whether they are published or not. The documents may come from teaching and research institutions in France or abroad, or from public or private research centers.

L'archive ouverte pluridisciplinaire **HAL**, est destinée au dépôt et à la diffusion de documents scientifiques de niveau recherche, publiés ou non, émanant des établissements d'enseignement et de recherche français ou étrangers, des laboratoires publics ou privés.



Distributed under a Creative Commons CC BY 4.0 - Attribution - International License

Review

A Review of Manganese(III) (Oxyhydr)Oxides Use in Advanced Oxidation Processes

Daqing Jia ¹, Khalil Hanna ^{2,3}, Gilles Mailhot ¹ and Marcello Brigante ^{1,*}

¹ Institut de Chimie de Clermont-Ferrand, Université Clermont Auvergne, CNRS, Clermont Auvergne INP SIGMA Clermont, F-63000 Clermont-Ferrand, France; daqing.jia@etu.uca.fr (D.J.); gilles.mailhot@uca.fr (G.M.)

² École Nationale Supérieure de Chimie de Rennes, Université. Rennes, CNRS, ISCR-UMR6226, F-35000 Rennes, France; khalil.hanna@ensc-rennes.fr

³ Institut Universitaire de France (IUF), MESRI, 1 rue Descartes, 75231 Paris, France

* Correspondence: marcello.brigante@uca.fr; Tel.: +33-047-340-5514

Abstract: The key role of trivalent manganese (Mn(III)) species in promoting sulfate radical-based advanced oxidation processes (SR-AOPs) has recently attracted increasing attention. This review provides a comprehensive summary of Mn(III) (oxyhydr)oxide-based catalysts used to activate peroxymonosulfate (PMS) and peroxydisulfate (PDS) in water. The crystal structures of different Mn(III) (oxyhydr)oxides (such as α -Mn₂O₃, γ -MnOOH, and Mn₃O₄) are first introduced. Then the impact of the catalyst structure and composition on the activation mechanisms are discussed, as well as the effects of solution pH and inorganic ions. In the Mn(III) (oxyhydr)oxide activated SR-AOPs systems, the activation mechanisms of PMS and PDS are different. For example, both radical (such as sulfate and hydroxyl radical) and non-radical (singlet oxygen) were generated by Mn(III) (oxyhydr)oxide activated PMS. In comparison, the activation of PDS by α -Mn₂O₃ and γ -MnOOH preferred to form the singlet oxygen and catalyst surface activated complex to remove the organic pollutants. Finally, research gaps are discussed to suggest future directions in context of applying radical-based advanced oxidation in wastewater treatment processes.

Keywords: Mn(III) (oxyhydr)oxides; water treatment; radicals; AOPs

Citation: Jia, D.; Hanna, K.; Mailhot, G.; Brigante, M. A Review of Manganese(III) (Oxyhydr)Oxides Use in Advanced Oxidation Processes. *Molecules* **2021**, *26*, 5748. <https://doi.org/10.3390/molecules26195748>

Academic Editor: Alireza Khataee

Received: 3 September 2021

Accepted: 21 September 2021

Published: 22 September 2021

Publisher's Note: MDPI stays neutral with regard to jurisdictional claims in published maps and institutional affiliations.



Copyright: © 2021 by the authors. Licensee MDPI, Basel, Switzerland. This article is an open access article distributed under the terms and conditions of the Creative Commons Attribution (CC BY) license (<http://creativecommons.org/licenses/by/4.0/>).

1. Introduction

Over the past few decades, with the rapid development of industrialization and the increase of anthropogenic activities, huge amounts of organic and inorganic contaminants were discharged into the surface and ground waters, causing water pollution problems and threatening human health [1–3]. However, conventional water treatment technologies, such as filtration [4,5], precipitation [6,7], coagulation–flocculation [8–10], and biological treatment [11,12] exhibited a minimal effect on the removal of recalcitrant pollutants. Therefore, there is an increasing demand for efficient, economical, and environmental-friendly water treatment technologies. Advanced oxidation processes (AOPs) have attracted particular attention due to their high efficiency for removal of recalcitrant contaminant. AOPs are able to remove and mineralize most unbiodegradable pollutants into harmless compounds, such as CO₂, H₂O, and inorganic ions [13]. Based on various reaction conditions, AOPs can be classified into different categories, including Fenton reaction [14], Fenton-like reaction [15,16], photochemical oxidation [17,18], ultrasonic oxidation [19,20], electrochemical oxidation [21,22], ozone oxidation [23,24], and sulfate radical-based AOPs (SR-AOPs) [25–27]. Among them, the application of SR-AOPs for the removal of stubborn pollutants has received increasing attention due to their advantages. For instance, sulfate radical (SO₄^{•−}) has a longer lifetime compared with the hydroxyl radical

(HO[•]), a wide range of pH adaptation, and a high reduction potential (2.5–3.1 V vs. NHE) [28].

Generally, the peroxydisulfate (PDS, S₂O₈²⁻) and peroxymonosulfate anions (PMS, HSO₅⁻) are employed as the radical precursors for producing sulfate radicals through breaking the O-O bonds of precursors. In comparison with PMS, PDS has a longer O-O bonds distance (1.497 vs. 1.460 Å) and lower bond energy (140 vs. 140–213.3 kJ/mol) [29,30]. Therefore, PDS is theoretically easier than PMS to be cleaved to generate SO₄^{•-}. However, considering the unsymmetrical structure of PMS, it was reported that PMS activation was convenient for the removal of organic pollutants [31,32]. There are various ways to activate PMS and PDS to produce SO₄^{•-}, for example, heat, UV, alkaline solution, metal ions, and minerals [33–37].

The activation of PMS/PDS by different transition metal ions (i.e., Co(II), Ru(III), Fe(II), Fe(III), Ag(I), Mn(II), Ni(I), and V(III)) for organic pollutant degradation has been reported [32]. The results showed that PMS can be efficiently activated by Co(II) and Ru(III), while Ag(I) was identified as the best catalyst for PDS activation. However, the high price of Ag(I), Ru(III), and Co(II) restricts their application in practical water treatment. In comparison, the activation of PMS/PDS by the transition metal-based minerals (such as magnetite, birnessite, and manganite) has attracted much attention due to their various advantages, such as wide resources, easy recycling, and low energy requirement [38,39]. Among the transition metal oxides, the manganese oxides have been widely developed in PMS/PDS activation for recalcitrant pollutant degradation due to their excellent properties, such as various Mn valences, ubiquitous existence, cost-efficiency, and low toxicity [40]. For instance, Zhu et al. employed the β-MnO₂ nanorods to activate PDS for the removal of phenol. Efficient degradation of phenol was achieved in β-MnO₂/PDS system through the generation of singlet oxygen (¹O₂) [41]. Zhou et al. indicated the higher catalytic property of α-MnO₂ than δ-MnO₂ in PMS activation for 4-nitrophenol degradation because α-MnO₂ owns more active sites, larger Brunauer–Emmett–Teller (BET) area, faster electron transfer rate, and better adsorption performance [42]. Furthermore, the activation of PMS by MnO₂ with different crystal phases (i.e., α-, β-, γ-, and δ-MnO₂) was reported by Huang et al. [43]. The results demonstrated the important role of crystalline structure and Mn(III) content on the catalytic reactivity of MnO₂. Saputra et al. investigated the effect of Mn oxidation states (such as MnO, Mn₂O₃, Mn₃O₄, and MnO₂) on the activation of PMS for phenol degradation. The results showed that Mn₂O₃ has the highest ability on PMS activation among these four manganese oxides [44]. Therefore, the structure of manganese oxides and the content of Mn(III) on the surface of manganese oxides play a critical role in the oxidative and catalytic reactivity of manganese oxides. The performance of MnO₂ on PDS/PMS activation was well summarized in previous reviews [45–47]. However, no attempt has been made to provide a comprehensive review on Mn(III) (oxyhydr)oxides activated PMS/PDS for recalcitrant pollutants removal.

In light of the above information, this review aims to provide a comprehensive summary of reported Mn(III)-based catalysts in activating PMS/PDS. The structures of commonly used Mn(III) (oxyhydr)oxides (α-Mn₂O₃, Mn₃O₄, and γ-MnOOH) are first presented, then the effect of structure on the reactivity of Mn(III) (oxyhydr)oxides are discussed. Moreover, the radical and non-radical mechanisms of PMS/PDS activation by a single or combined Mn(III) species are summarized and the influence factors affecting the reactivity of Mn(III) (oxyhydr)oxides are introduced.

We are convinced that this review article will be of significant interest for researchers working on chemical oxidation for water decontamination processes. Finally, we also highlight how the literature lacks information and data that are crucial prior to high-scale applications.

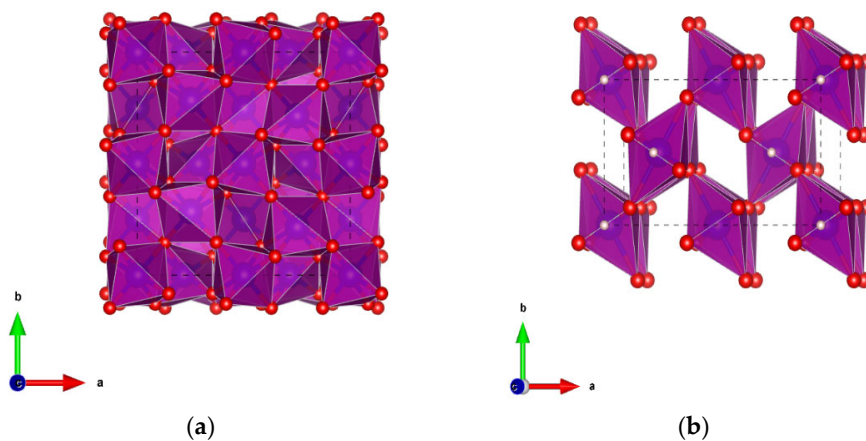
2. Effect of Structure on the Reactivity of Mn(III) (Oxyhydr)Oxides

The oxidative and catalytic performance of manganese oxides can be affected by various structural factors including crystal phases, morphologies, crystal facets, and structural dimensionalities [48]. For instance, Huang et al. reported that δ -MnO₂ showed higher oxidative activity than α -, β -, γ -, λ -MnO₂ on bisphenol A oxidation due to the occurrence of more accessible active sites in layered δ -MnO₂ than other tunnel structured MnO₂ [49]. The authors also demonstrated the effects of structured MnO₂ on peroxymonosulfate (PMS) activation, and the low reactivity of δ -MnO₂ was attributed to its less crystallinity [43].

Crystalline manganese oxides are generally built on the same basic unit [MnO₆] octahedral with the edges or corners sharing [41]. The commonly reported Mn(III) (oxyhydr)oxides include manganese(III) oxide (α -Mn₂O₃), groutite (α -MnOOH), feitknechtite (β -MnOOH), manganite (γ -MnOOH), and hausmannite (Mn₃O₄). The structures covered in the name of Mn(III) (oxyhydr)oxides are summarized in Table 1. Among them, α -Mn₂O₃, γ -MnOOH, and Mn₃O₄ have attracted increasing attention from the scientific community because of their promising technological applications, such as in catalysis, water treatment, and ion exchange. The crystalline structure of α -Mn₂O₃ was recognized as the body-centered cubic bixbyite phase, as shown in Figure 1a. γ -MnOOH possesses a typical (1 × 1) tunnel structure constructed by [MnO₆] octahedral sharing the corners (Figure 1b). The structure of γ -MnOOH is analogous to that of pyrolusite, except that one-half of the oxygen atoms are replaced by hydroxyl anions compared with pyrolusite. For the crystalline Mn₃O₄, it exhibits a normal spinel structure with the formula Mn²⁺(Mn³⁺)₂O₄ where the Mn²⁺ and Mn³⁺ ions occupy the tetrahedral and octahedral sites, respectively (Figure 1c).

Table 1. The structures of common Mn(III) (oxyhydr)oxides [50,51].

Mineral Name	Chemical Formula	Mn Valence	Crystal Structure
Mn(III) oxide	α -Mn ₂ O ₃	III	Bixbyite
Groutite	α -MnOOH	III	Tunnel
Feitknechtite	β -MnOOH	III	Layer
Manganite	γ -MnOOH	III	Tunnel
Hausmannite	Mn ₃ O ₄	II/III	Spinel



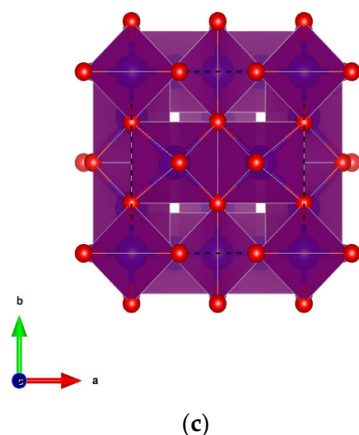


Figure 1. Structural representations of α - Mn_2O_3 (a), γ - MnOOH (b), and (c) Mn_3O_4 . The red, blue, and white balls represent oxygen, manganese, and hydrogen atoms, respectively. The black dashed lines represent the single unit cell. The crystalline parameters of Mn(III) (oxyhydr)oxides were taken from the crystallography open database (COD), and the COD ID of α - Mn_2O_3 , γ - MnOOH , and Mn_3O_4 are 2105791, 1011102, and 1514121, separately [52–54].

The influence of structures in the reactivity of common Mn(III) (oxyhydr)oxides is summarized in Table 2. For instance, Saputra et al. investigated the effect of morphology on the oxidation of phenol by Mn_2O_3 activated PMS. The results showed that cubic- Mn_2O_3 has the highest reactivity on PMS activation in comparison with octahedral- and truncated octahedral- Mn_2O_3 , and it was due to the high surface area and distinct surface atoms arrangement of cubic- Mn_2O_3 [55]. Similarly, Cheng et al. successfully prepared three α - Mn_2O_3 in cubic-, truncated octahedral-, and octahedral-structure, and investigated the effect of crystal facets on the combustion of soot [56]. The results show that the soot combustion efficiency followed the order of α - Mn_2O_3 -cubic > α - Mn_2O_3 -truncated octahedral > α - Mn_2O_3 -octahedral. The enhanced reactivity of α - Mn_2O_3 -cubic was explained by the fact that the exposed (001) surface facets of α - Mn_2O_3 -cubic have higher amounts of low-coordinated surface oxygen sites, which are capable of facilitating the oxygen activation and improving the surface redox properties.

In addition to α - Mn_2O_3 , it was also reported that the oxidative and catalytic performances of Mn_3O_4 and γ - MnOOH were affected by their structures. For example, Ji et al. reported that the hexagonal nanoplate Mn_3O_4 exhibited superior catalytic performance on diesel soot combustion compared to the octahedral and nanoparticle Mn_3O_4 , and the finding was explained by the improved amount of surface Mn^{4+} species and surface reactive oxygen species due to the increased fraction of exposed (112) facets in hexagonal nanoplate Mn_3O_4 [57]. The effect of morphology was also discovered by Liu et al., which demonstrated that the nanoflake Mn_3O_4 (exposure of (001) facet) has the highest oxygen reduction reactivity in comparison to nanoparticle Mn_3O_4 and nanorod Mn_3O_4 (exposure of (101) facet) [58]. In addition, He et al. investigated the activation of PMS by γ - MnOOH with different shapes, and the results showed that the catalytic activity of γ - MnOOH followed the order of nanowires > multi-branches > nanorods [59]. Different physico-chemical parameters, such as specific surface area, Lewis sites, zeta-potential, and redox potential were measured to study the reason for the different catalytic performances of γ - MnOOH with distinct morphologies. It was found that the charge density on the surface played a crucial role in the interfacial reactivity between PMS and γ - MnOOH . In summary, the reactivity of Mn(III) (oxyhydr)oxides on radical precursor activation and pollutant oxidation can be deeply affected by their structures. The desirable morphologies and facets (such as cubic structure with (001) facet exposure) can apparently improve the reactivity of Mn(III) (oxyhydr)oxides.

Table 2. The effect of structures on the reactivity of Mn(III) (oxyhydr)oxides.

Catalysts	Structure	Initial Conditions	Reactivity	Mechanism	Ref. ¹
α -Mn ₂ O ₃	Cubic; octahedral; truncated octahedral	[Catalyst] = 0.4 g/L; [PMS] = 2 g/L; [Phenol] = 25 ppm;	100% of phenol removal by cubic-Mn ₂ O ₃ in 60 min	High surface area and surface atoms arrangement of cubic-Mn ₂ O ₃	[55]
α -Mn ₂ O ₃	Cubic; octahedral; truncated octahedral	[Catalyst] = 4 g/L; [Glycerol] = 20 g/L;	High catalytic activity (0.87 mmol/(h m ²)) and high selectivity for glycerol (52.6%) was achieved by α -Mn ₂ O ₃ -truncated octahedral	Co-exposed (001) and (111) facets of α -Mn ₂ O ₃ -truncated octahedral	[60]
α -Mn ₂ O ₃	Octahedral; truncated octahedral	180 mg of catalysts; 500 ppm of NO; 500 ppm of NH ₃ ; 5% v/v of O ₂ ; N ₂ as balance gas; 36,000 h ⁻¹ of GSHV;	High NO turnover frequency ((3.6 ± 0.1) × 10 ⁻³ s ⁻¹) was achieved by α -Mn ₂ O ₃ -truncated octahedral at 513 K	The exposure of a small fraction of (001) facets in α -Mn ₂ O ₃ -truncated octahedral	[61]
α -Mn ₂ O ₃	Cubic; octahedral; truncated octahedral	100 mg of catalysts; 10 mg of soot; 5% v/v of O ₂ ; 0.25% v/v of NO; N ₂ as balance gas; 9990 h ⁻¹ of GSHV;	96.3, 89.7, and 85.2% of soot combustion efficiencies were observed with the catalysis of α -Mn ₂ O ₃ -cubic, -truncated octahedral, -octahedral	The exposed (001) facet of cubic Mn ₂ O ₃	[56]
γ -MnOOH	Nanowires; multi-branches; nanorods	[Catalyst] = 0.3 g/L; [PMS] = 12 mM; [2,4-DCP] ² = 100 mg/L; pH = 7;	98%, 88%, and 55% removal of 2,4-DCP was achieved in γ -MnOOH nanowires, multi-branches, and nanorods activated PMS systems, separately	Higher zeta-potential value of nanowires γ -MnOOH	[59]
Mn ₃ O ₄	Nano-cubic; nano-plate; nano-octahedral	[Catalyst] = 0.2 g/L; [PMS] = 0.65 mM; [CIP] ³ = 10 mg/L; pH = 7.7;	100% CIP removal in 80 min by Mn ₃ O ₄ nano-octahedral	Larger surface Mn(IV) contents of Mn ₃ O ₄ nano-octahedral	[62]

¹ Ref.: Reference; ² 2,4-DCP: 2,4-dichlorophenol; ³ CIP: ciprofloxacin.

3. Mechanisms of PMS/PDS Activation by Mn(III) (Oxyhydr)Oxides

3.1. Activation of PMS by Mn(III) (Oxyhydr)Oxides

The Mn(III) (oxyhydr)oxides/PMS system has been applied for the removal of a number of contaminants, such as phenol, bisphenol A, 2,4-dichlorophenol, ciprofloxacin, and organic dyes [62–67]. Different studies involving PMS activation by Mn(III) (oxyhydr)oxides are gathered in Table 3. According to the literature, the efficient degradation of organic pollutants is generally attributed to the generation of active species, such as SO₄^{•-}, HO[•], ¹O₂. The activation mechanisms of PMS by Mn(III) (oxyhydr)oxides are proposed, as shown in Figure 2. The simultaneous formation of Mn(II) and Mn(IV) and the conversion of Mn ions with different oxidation states explained well the good performance of Mn(III) (oxyhydr)oxides on PMS activation (Equations (1)–(4)) [44]. Except for the above-mentioned processes, the direct generation of HO[•] by Mn(III) activation of PMS was also reported by some researchers (Equation (5)) [62,64,66,68–70]. In comparison with SO₄^{•-} radical, the SO₅^{•-} radical has been regarded as a low oxidative activity for organic pollutants removal due to its low reduction potential (E₀ = 1.10 V vs. NHE) [71]. Nevertheless, the transformation from SO₅^{•-} to SO₄^{•-} in Mn(III) (oxyhydr)oxides/PMS system still

makes some contribution to the degradation of organic pollutants (Equation (6)) [72]. In addition, the conversion from $\text{SO}_4^{\bullet-}$ to HO^\bullet in water should not be neglected (Equation (7)), especially, when the solution is in the alkaline environment (Equation (8)) [73].

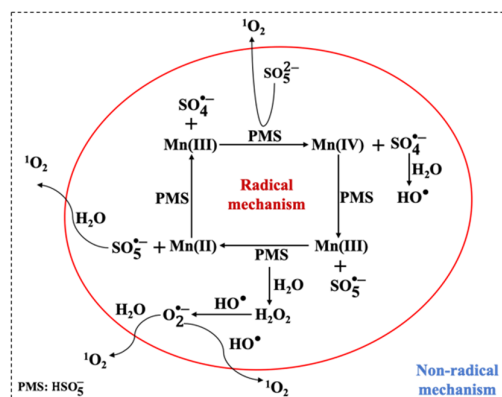
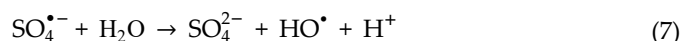
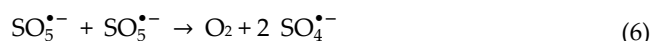
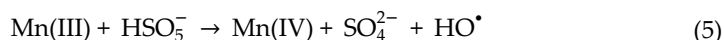
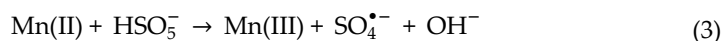
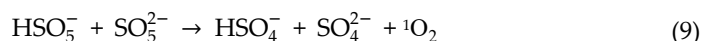
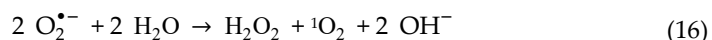
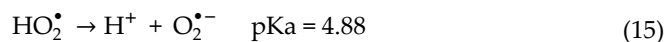
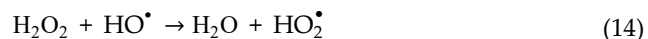
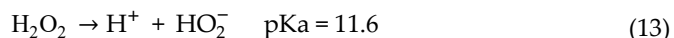
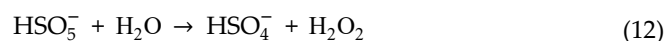
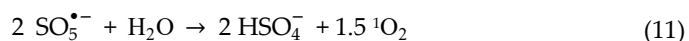


Figure 2. The activation mechanisms of peroxydisulfate by Mn(III) (oxyhydr)oxides.



In addition to the active radicals, the generation of non-radical species (such as $^1\text{O}_2$) in the Mn(III) (oxyhydr)oxides-activated PMS system was also reported. For example, He et al. demonstrated the contribution of $^1\text{O}_2$ for the degradation of 2,4-dichlorophenol in the $\gamma\text{-MnOOH/PMS}$ system. The generation of $^1\text{O}_2$ was attributed to two pathways including the decomposition of PMS and the reaction of $\text{O}_2^{\bullet-}$ with HO^\bullet (Equations (9)–(10)) [59,74,75]. Chen et al. synthesized one new Mn_3O_4 nanodots-g- C_3N_4 nanosheet ($\text{Mn}_3\text{O}_4/\text{CNNS}$) and investigated its performance on PMS activation for 4-chlorophenol (4-CP) degradation [76]. The chemical scavenging tests and electron spin resonance (ESR) experiments confirmed the contribution of $^1\text{O}_2$ for the removal of 4-CP. Furthermore, new pathways for the formation of $^1\text{O}_2$ were reported in the $\text{Mn}_3\text{O}_4/\text{CNNS/PMS}$ system. As shown in Equations (11)–(16), the reaction between $\text{SO}_5^{\bullet-}$ and H_2O and the combination of $\text{O}_2^{\bullet-}$ with H_2O can contribute to the formation of $^1\text{O}_2$ [76].





Currently, the Mn-based oxide composites have attracted increasing attention due to their various advantages, such as more oxygen vacancies, higher surface oxygen mobility, and enforced synergistic effects. For instance, Chen et al. prepared the Fe₂O₃/Mn₂O₃ composite and studied its activity on PMS activation for tartrazine (TTZ) degradation. The results showed that 97.3% removal of TTZ was achieved in 30 min in the Fe₂O₃/Mn₂O₃/PMS system. The efficient degradation of TTZ originated from the generation of active species (e.g., SO₄^{•−}, HO[•]) and the synergistic effect between iron and manganese ions [77]. The γ-MnOOH-coated nylon membrane was synthesized and applied in the activation of PMS towards the removal of 2,4-dichlorophenol (2,4-DCP). The deep removal of 2,4-DCP was explained by the synergetic “trap-and-zap” process, which improved the stability and catalytic reactivity of γ-MnOOH [63]. In conclusion, the activation of PMS by Mn(III) (oxyhydr)oxides, including pure Mn(III) oxides and Mn(III) containing composites, is favorable. The degradation of various pollutants in the Mn(III) (oxyhydr)oxides/PMS system can be achieved through the generation of active radicals and non-radical species.

Table 3. Summary of PMS activation by Mn(III) (oxyhydr)oxides.

Catalysts	Pollutant	Initial Conditions	Reactivity	Active Species	Ref.
Mn ₂ O ₃	Phenol	[Catalyst] = 0.4 g/L; [PMS] = 2 g/L; [Phenol] = 25 mg/L;	100% removal of phenol in 60 min	SO ₄ ^{•−}	[44]
Mn ₃ O ₄	Phenol	[Catalyst] = 0.4 g/L; [PMS] = 2 g/L; [Phenol] = 25 mg/L;	100% removal of phenol in 20 min	SO ₄ ^{•−}	[78]
Mn ₃ O ₄ nanoparticle	Methylene blue (MB)	[Catalyst] = 0.12 g/L; [PMS] = 0.94 g/L; [MB] = 62 mg/L; pH = 4;	86.71% removal of MB in 20 min	SO ₄ ^{•−}	[64]
Mn ₃ O ₄ nano-octahedral	Ciprofloxacin (CIP)	[Catalyst] = 0.2 g/L; [PMS] = 0.65 mM; [CIP] = 10 mg/L; pH = 7.7;	100% removal of CIP in 80 min	SO ₄ ^{•−} HO [•]	[62]
yolk-shell Mn ₃ O ₄	Bisphenol A (BPA)	[Catalyst] = 0.1 g/L; [PMS] = 0.3 g/L; [BPA] = 10 mg/L; pH = 5.3;	87.7% of removal of BPA in 60 min	SO ₄ ^{•−} HO [•]	[67]
3D hierarchical Mn ₃ O ₄	Phenol	[Catalyst] = 0.2 g/L; [PMS] = 6.5 mM; [Phenol] = 20 ppm;	100% removal of phenol in 60 min	SO ₄ ^{•−} HO [•]	[66]

pH = 6.8;					
dumbbell-like Mn ₂ O ₃	Rhodamine B (RhB)	[Catalyst] = 0.25 g/L; [PMS] = 0.75 g/L; [RhB] = 10 mg/L;	100% of removal of RhB in 30 min	SO ₄ ^{•-} HO [•] O ₂ ^{•-} ¹ O ₂	[65]
α-Mn ₂ O ₃ -cubic	Phenol	[Catalyst] = 0.4 g/L; [PMS] = 2 g/L; [Phenol] = 25 ppm;	100% removal of phenol in 1 h	SO ₄ ^{•-}	[55]
γ-MnOOH nanowire	2,4-dichlorophenol (2,4-DCP)	[Catalyst] = 0.3 g/L; [PMS] = 12 mM; [2,4-DCP] = 100 mg/L; pH = 7;	98% removal of 2,4-DCP in 6 h	SO ₄ ^{•-} HO [•] O ₂ ^{•-} ¹ O ₂	[59]
MnOOH@nylon	2,4-DCP	[Catalyst] = 0.76 mg/cm ² ; [PMS] = 138 mg/L; [2,4-DCP] = 25 mg/L; pH = 6.0-6.4;	97.9% removal of 2,4-DCP in 2 h	SO ₄ ^{•-} HO [•] O ₂ ^{•-} ¹ O ₂	[63]
γ-MnOOH-rGO	Bentazone	[Catalyst] = 0.075 g/L; [PMS] = 0.615 g/L; [Bentazone] = 10 mg/L; pH = 7; sunlight;	96.1% removal of Bentazone in 90 min	HO [•] ¹ O ₂	[79]
Ce-Mn ₂ O ₃	2,4-DCP	[Catalyst] = 0.2 g/L; [PMS] = 1.0 g/L; [2,4-DCP] = 50 mg/L; pH = 7;	100% removal of 2,4-DCP in 90 min	SO ₄ ^{•-} HO [•] ¹ O ₂	[80]
Mn ₃ O ₄ -GO	Orange II	[Catalyst] = 50 mg/L; [PMS] = 1.5 g/L; [Orange II] = 30 mg/L; pH = 7.0;	100% removal of Orange II in 120 min	SO ₄ ^{•-}	[81]
Fe ₂ O ₃ /Mn ₂ O ₃	Tartrazine (TTZ)	[Catalyst] = 0.6 g/L; [PMS] = 0.8 g/L; [TTZ] = 10 mg/L; pH = 6.89;	97.3% removal of TTZ in 30 min	SO ₄ ^{•-} HO [•]	[77]
Mn ₂ O ₃ @Mn ₅ O ₈	4-chlorophenol (4-CP)	[Catalyst] = 0.3 g/L; [PMS] = 1.5 mM; [4-CP] = 80 ppm;	100% removal of 4-CP in 60 min	SO ₄ ^{•-} HO [•] O ₂ ^{•-} ¹ O ₂	[82]
Mn ₃ O ₄ -MnO ₂	CIP	[Catalyst] = 0.1 g/L; [PMS] = 1 mM; [CIP] = 50 μM; pH = 7.0 ± 0.1;	97.6% removal of CIP in 25 min	SO ₄ ^{•-} HO [•]	[68]
Mn ₃ O ₄ /MOF	RhB	[Catalyst] = 0.4 g/L; [PMS] = 0.3 g/L; [RhB] = 10 mg/L; pH = 5.18;	98% removal of RhB in 60 min	SO ₄ ^{•-} HO [•]	[69]
Fe ₃ O ₄ /Mn ₃ O ₄ /GO	MB	[Catalyst] = 100 mg/L; [PMS] = 0.3 g/L; [MB] = 50 mg/L; pH = 7;	98.8% removal of MB in 30 min	SO ₄ ^{•-} HO [•]	[83]
Mn ₃ O ₄ /CNNS-150	4-CP	[Catalyst] = 0.3 g/L; [PMS] = 1 mM;	100% removal of 4-CP in 60 min	¹ O ₂	[76]

		[4-CP] = 50 mg/L; pH = 6.89;			
α -Mn ₂ O ₃ @ α -MnO ₂ -350	Phenol	[Catalyst] = 0.4 g/L; [PMS] = 2.0 g/L; [Phenol] = 25 mg/L; pH = 3-3.5;	100% removal of phenol in 25 min	SO ₄ ^{•-} HO [•]	[84]
α -Mn ₂ O ₃ @ α -MnO ₂ -500	Phenol	[Catalyst] = 0.15 g/L; [PMS] = 1 mM; [Phenol] = 25 ppm;	100% removal of phenol in 70 min	SO ₄ ^{•-} HO [•] ¹ O ₂	[85]
CuS/Fe ₂ O ₃ /Mn ₂ O ₃	CIP	[Catalyst] = 0.6 g/L; [PMS] = 0.6 g/L; [CIP] = 10 mg/L; pH = 5.84;	88% removal of CIP in 120 min	SO ₄ ^{•-} HO [•]	[86]

3.2. Activation of PDS by Mn(III) (Oxyhydr)Oxides

Single or combined Mn(III) (oxyhydr)oxides have been employed to activate PDS to remove different organic pollutants, such as phenol, p-chloroaniline (PCA), 2,4-dichlorophenol (2,4-DCP), and organic dyes (Table 4). The activation pathway of PDS varies with the different types of Mn(III) (oxyhydr)oxides (Figure 3). For example, Shabanloo et al. reported the generation of active SO₄^{•-} radicals in the nano-Mn₃O₄/PDS system [87]. Since both Mn(II) and Mn(III) species are identified in the Mn₃O₄ structure, the formation of SO₄^{•-} was mainly attributed to the activation of PDS by Mn(II) (Equation (17)). In contrast, the persulfate radical (S₂O₈^{•-}) was produced by the reaction of PDS and Mn(III) (Equation (18)). For the system of Mn₂O₃/PDS, it is believed that the singlet oxygen (¹O₂) was the primary active species that was responsible for the degradation of organic pollutants [88]. As demonstrated by Khan et al., one complex ≡Mn(III/IV)-OS₂O₇⁻ was formed between PDS and Mn₂O₃ through the inner-sphere interaction. Then, another S₂O₈²⁻ was decomposed by ≡Mn(III/IV)-OS₂O₇⁻ to generate HO₂[•]/O₂^{•-} radicals. The ¹O₂ was finally formed from the direct oxidation of O₂^{•-} by ≡Mn(IV)-OS₂O₇⁻ or the recombination of HO₂[•] and O₂^{•-} (Equations (19)–(20)). The pathway of ¹O₂ formation in the system of A-Mn₂O₃/PDS is comparable to the approach of producing ¹O₂ in the β-MnO₂/PDS system in which the important metastable manganese intermediate was first formed through the complex reaction between the hydroxyl group (-OH) and cleaved S₂O₈²⁻ [41]. Therefore, the hydroxyl group on the surface of manganese oxides plays a significant role in PDS activation.

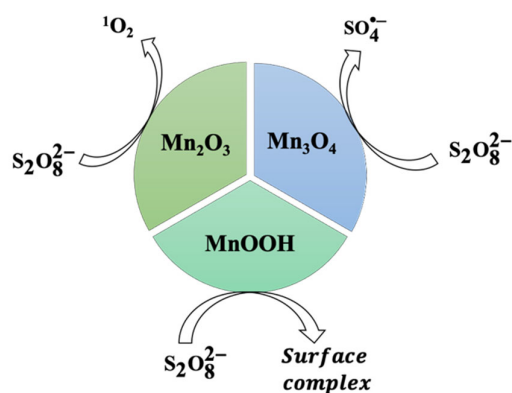
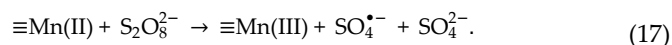
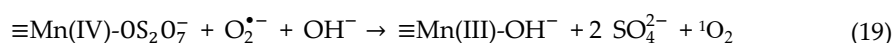
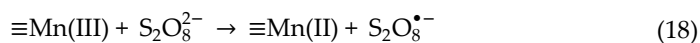


Figure 3. The activation mechanisms of peroxydisulfate by various Mn(III) (oxyhydr)oxides.





In comparison with Mn_3O_4 and Mn_2O_3 , $\gamma\text{-MnOOH}$ presents more $-\text{OH}$ groups on the surface, leading to the high efficiency in PDS activation. For instance, Li et al. reported that $\gamma\text{-MnOOH}$ exhibited higher reactivity in PDS activation for phenol oxidation in comparison with Mn_2O_3 and Mn_3O_4 [89]. The authors reported that the degradation efficiency of phenol in the $\gamma\text{-MnOOH/PDS}$ system was pH-dependent. Under the basic condition (pH 11), phenol was efficiently removed due to the generation of $\text{SO}_4^{\bullet-}$ and HO^{\bullet} radicals. However, at pH 3 and 7, the oxidative intermediate ($\equiv\text{Mn(III)-}_3\text{OSOO}_3^-$) was believed to be responsible for the removal of phenol. Although the mentioned report explained well the oxidation performance of $\gamma\text{-MnOOH/PMS}$ for phenol removal, the information regarding the mechanism of PDS activation on the surface of $\gamma\text{-MnOOH}$ was not given in detail. Considering this, Xu et al. conducted a further investigation focusing on the catalytic mechanism of PDS by $\gamma\text{-MnOOH}$ [90]. Based on the results of chemical scavenging and ESR experiments, a non-radical mechanism was proposed. Generally, the non-radical mechanism in PS activation was attributed to three aspects—the generation of ${}^1\text{O}_2$, the electron transfer process, and the catalyst surface-activated intermediates [91–95]. However, the ${}^1\text{O}_2$ production and electron transfer process mechanism were excluded according to the results of ESR and linear sweep voltammetry (LSV) experiments. Therefore, the $\gamma\text{-MnOOH}$ surface-activated PDS molecules were verified as the main active species for the degradation of PCA. Figure 4 shows the formation of active PDS molecules on the surface of $\gamma\text{-MnOOH}$.

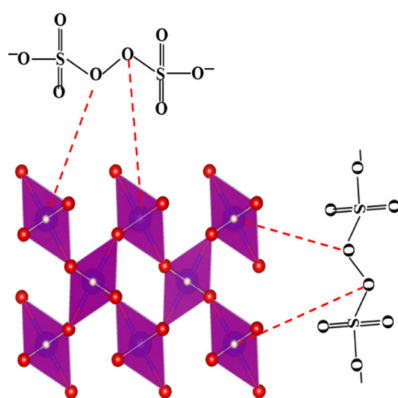


Figure 4. The diagram of PDS activation on the surface of $\gamma\text{-MnOOH}$. The red, blue, and white balls in the structure of $\gamma\text{-MnOOH}$ represent the oxygen, manganese, and hydrogen atoms, respectively. The COD ID of $\gamma\text{-MnOOH}$ is 1011012 [54].

The activation of PDS by Mn(III) (oxyhydr)oxide composites for pollutant degradation was also reported [96–98]. For instance, Liu et al. synthesized the carbon-coated Mn_3O_4 composite ($\text{Mn}_3\text{O}_4/\text{C}$) and investigated the reactivity in the presence of PDS for 2,4-dichlorophenol (2,4-DCP) degradation [96]. The results showed that 95% of 2,4-DCP removal was reached in 140 min and the enhanced degradation was attributed to the existence of the defective edges of the carbon layer, which facilitated the attraction and activation of PDS. Rizal et al. prepared $\text{Ag}/\text{Mn}_3\text{O}_4$ and $\text{Ag}/\text{Mn}_3\text{O}_4/\text{graphene}$ composites and studied the degradation efficiency of methylene blue (MB) by the synthesized catalysts activated PDS in the presence of visible light [97]. The results showed that 40 mg/L of MB was completely removed in 30 min by the system of $\text{Ag}/\text{Mn}_3\text{O}_4/\text{graphene} + \text{PDS}$ under

visible light. The enhanced degradation of MB was attributed to the hampered electron-hole recombination due to the loading of Ag and graphene. Furthermore, the studies regarding the application of modified Mn_2O_3 in oxidants (such as PMS, H_2O_2) activation for contaminants removal were also reported [84,99–101]. For example, Saputra et al. prepared an egg-shaped core/shell $\alpha-Mn_2O_3@ \alpha-MnO_2$ catalyst via a hydrothermal process and investigated the catalytic activity of $\alpha-Mn_2O_3@ \alpha-MnO_2$ in heterogeneous Oxone® activation for phenol degradation [84]. The loaded $\alpha-MnO_2$ improved the generation of Mn(III) species through the reaction with PMS. The amount of $SO_4^{\bullet-}$ and HO^{\bullet} was then increased leading to the enhanced degradation of phenol. The efficient degradation of organic dye pollutants (such as Rhodamine B (RhB) and Congo Red (CR)) by bimetallic $Mn_2O_3-Co_3O_4$ /carbon catalyst activated Fenton-like reaction was also reported [100]. The superior reactivity of $Mn_2O_3-Co_3O_4/C$ catalyst in H_2O_2 activation for RB and CR degradation was attributed to the good synergistic effect between Co_3O_4 and Mn_2O_3 as well as the interaction between metal oxides and carbon. However, the investigation regarding the activation of PDS by modified $\alpha-Mn_2O_3$ has been less reported. The same effect was also observed for the $\gamma-MnOOH$ -based composites. This might be attributed to the distinct activation way of PDS by $\alpha-Mn_2O_3$ or $\gamma-MnOOH$ compared with Mn_3O_4 .

In summary, Mn_3O_4 can activate PDS to generate $SO_4^{\bullet-}$ through radical mechanisms, while the activation of PDS by $\alpha-Mn_2O_3$ and $\gamma-MnOOH$ is processed in a non-radical mechanism with the generation of 1O_2 and catalyst surface-activated PDS substances. For the activation of PDS by Mn(III) (oxyhydr)oxides composites, the Mn_3O_4 -based composites have shown good catalytic performance in PDS activation for pollutant degradation. In comparison, the activation of PDS by modified $\alpha-Mn_2O_3$ or $\gamma-MnOOH$ catalysts needs to be further investigated.

Table 4. Summary of PDS activation by Mn(III) (oxyhydr)oxides.

Catalysts	Pollutant	Initial Conditions	Reactivity	Active Species	Ref.
$\gamma-MnOOH$	P-chloroaniline (PCA)	[Catalyst] = 0.4 g/L; [PDS] = 2.5 mM; [PCA] = 0.5 mM; pH = 4.2;	100% removal of PCA in 180 min	$\gamma-MnOOH$ -PDS complex	[90]
$\alpha-Mn_2O_3$	Phenol	[Catalyst] = 0.2 g/L; [PDS] = 2 mM; [Phenol] = 12 ppm; pH = 3.2;	100% removal of phenol in 70 min	1O_2	[88]
Mn_3O_4 nanoparticle	Acid Blue 113 (AB113)	[Catalyst] = 57.69 mg/L; [PDS] = 61.46 mg/L; [AB113] = 50 mg/L; pH = 3;	96.7% removal of AB113 in 60 min	$SO_4^{\bullet-}$ HO^{\bullet}	[102]
$\gamma-MnOOH$	Phenol	[Catalyst] = 1 g/L; [PDS] = 2 g/L; [Phenol] = 100 mg/L; pH = 7;	91.86% removal of phenol in 360 min	$\gamma-MnOOH$ -PDS complex	[89]
Nano- Mn_3O_4	Furfural	[Catalyst] = 1.2 g/L; [PDS] = 6.34 mM; [Furfural] = 50 mg/L; pH = 4.82;	91.14% of furfural removal in 60 min	$SO_4^{\bullet-}$	[87]
Ag/ Mn_3O_4 -5 G	MB	[Catalyst] = 0.5 g/L; [PDS] = 12 mM; [MB] = 40 mg/L; pH = 3; visible-light;	100% of MB removal in 30 min	$SO_4^{\bullet-}$ HO^{\bullet}	[97]

Mn ₂ O ₃ /Mn ₃ O ₄ / MnO ₂ -10	Orange II	[Catalyst] = 0.4 g/L; [PDS] = 2 g/L; [Orange II] = 20 mg/L;	95% removal of Orange II in 50 min	SO ₄ ^{•-} HO [•]	[103]
0.5-Mn ₃ O ₄ /C-T4	2,4-DCP	[Catalyst] = 0.2 g/L; [PDS] = 2 g/L; [2,4-DCP] = 100 mg/L; pH = 6.37;	95% removal of 2,4-DCP in 140 min	SO ₄ ^{•-} HO [•] ¹ O ₂	[96]
γ-Fe ₂ O ₃ /Mn ₃ O ₄	RhB	[Catalyst] = 50 mg/L; [PDS] = 50 mg/L; [RhB] = 10 mg/L; pH = 4.5;	97.5% removal of RhB in 150 min	SO ₄ ^{•-} HO [•]	[98]

4. Influence Factors for Mn(III) (Oxyhydr)Oxides Reactivity

4.1. The Effect of pH

The Mn(III) (oxyhydr)oxides-mediated activation of PDS/PMS can be affected by solution pH in different ways. For example, influencing the property of charge on the surface of the catalysts, changing the ionic forms of PDS/PMS and pollutant molecules, as well as altering the reduction potential of active radicals.

First, the solution pH can affect the interaction between catalyst and PDS/PMS and pollutants through changing the electrostatic effect. The point of zero charges (PZC) of the catalyst and the acid dissociation constant (pKa) of radical precursors and contaminants are two important parameters that are used to recognize the charge type on the surface of the catalysts and the ionic situation of oxidants and pollutants in solution. For instance, when the solution pH is equal to the PZC value of the catalyst, the amounts of positive and negative charges on the surface of the catalyst are equal (i.e., the surface charge of the catalyst is zero). When the solution pH is higher than the PZC value of the catalyst, the surface charges of the catalyst are negative. On the contrary, if the solution pH is lower than the catalyst PZC value, the surface of the catalyst will be positively charged [104]. The same situation is suitable for the analysis of the ionic form of oxidants and pollutants. The PZC values of commonly used Mn(III) (oxyhydr)oxides and the pKa values of PMS/PDS, and some typical pollutants, are summarized in Table 5. The impacts of solution pH on the interaction between Mn(III) (oxyhydr)oxides and PDS/PMS and pollutants have been reported. For example, Zhao et al. reported that the adsorption and degradation of ciprofloxacin (CIP) by the synthesized Mn₃O₄-MnO₂ composite were facilitated at neutral pH solution [68]. The results were explained by the enhanced electrostatic attraction between Mn₃O₄-MnO₂ and CIP. The PZC value of the Mn₃O₄-MnO₂ composite was measured at 2.5; thus, in the solution pH 7, the surface of the catalyst was negatively charged. In comparison, the pKa of CIP was 8.7–10.58, leading to the formation of positively charged CIP ions in the neutral pH solution. Therefore, the electrostatic attraction between the negative catalyst and the positive CIP improved, resulting in a facilitating degradation of CIP. The same phenomenon was also reported in the studies of PDS activation by γ-MnOOH/α-Mn₂O₃ for pollutant degradation [88,90].

Second, the transformation of radicals also influenced the reactivity of Mn(III) (oxyhydr)oxides for pollutant degradation. For instance, the reported conversion of SO₄^{•-} to HO[•] under the basic solution (as shown in Equation (8)) can have a significant impact. Since the reduction potential value of HO[•] under natural pH is lower than that in acidic solution (1.8 vs. 2.7V) [105], and the lifetime of HO[•] is shorter than SO₄^{•-} (20 ns vs. 30–40 μs) [106]; thus, the transformation from SO₄^{•-} (E = 2.6 V) to HO[•] under alkaline solution might lead to a decrease of pollutant degradation. In addition, the leaching of Mn²⁺ from Mn(III) (oxyhydr)oxides in an acidic condition also should be taken into consideration for the activation of sulfate compounds (PMS/PDS).

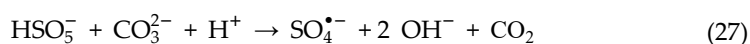
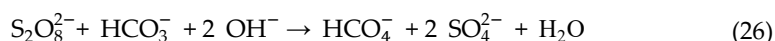
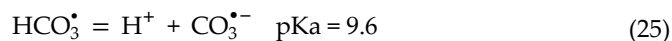
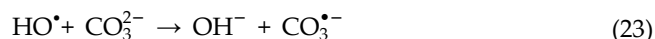
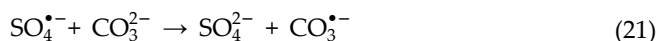
Table 5. The PZC values of Mn(III) (oxyhydr)oxides and pKa values of PMS/PDS and pollutants.

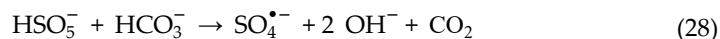
Catalysts	PZC	Reference
α -Mn ₂ O ₃	4.7	[88,107]
γ -MnOOH	3.4	[90]
Mn ₃ O ₄	5.6–7.34	[68,87,102]
Oxidants	pKa	Reference
PMS	9.4	[108]
PDS	−3.5	[109]
Pollutants	pKa	Reference
Phenol	9.98	[110]
Bisphenol A	9.6–10.2	[111]
2,4-dichlorophenol	9.4	[82]
Ciprofloxacin	8.70–10.58	[68,112]
p-Chloroaniline	4.2	[90,113]
4-Chlorophenol	9.29	[114]
Orange II	11.4	[103]

4.2. The Effect of Inorganic Anions

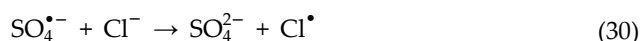
Inorganic anions are ubiquitous in various aquatic compartments. It is reported that inorganic anions can suppress the degradation of pollutants in Mn(III) (oxyhydr) oxides-activated PMS/PDS systems through competing with pollutants for radicals. Thus, to evaluate the applicability of the Mn(III) (oxyhydr)oxides + PMS/PDS system in different water matrices, the influence of inorganic anions on the removal of pollutants has been investigated by many researchers [63,79,86,88,97]. In this section, the effect of inorganic anions, such as carbonate/bicarbonate ions ($\text{CO}_3^{2-}/\text{HCO}_3^-$), chloride ions (Cl^-), and nitrate (NO_3^-)/nitrite ions (NO_2^-) on the reactivity of Mn(III) (oxyhydr)oxides was summarized.

Carbonate (CO_3^{2-})/bicarbonate (HCO_3^-) can react with $\text{SO}_4^{\bullet-}$ and HO^\bullet to generate less reactive carbonate radical ($\text{CO}_3^{\bullet-}$) and bicarbonate radical (HCO_3^\bullet) (Equations (21)–(25)) leading to the inhibited degradation of pollutants [115]. However, although the redox potential of $\text{CO}_3^{\bullet-}$ is low (1.59V vs. NHE), it can still selectively degrade some organic pollutants with a reaction rate of 10^3 – 10^9 $\text{M}^{-1}\text{s}^{-1}$ [116,117]. In addition, the presence of carbonate and bicarbonate ions can affect the stability of oxidants. For example, PDS can be activated by HCO_3^- to generate percarbonate (HCO_4^-) (Equation (26)) [118]. Similarly, PMS can be catalyzed by both CO_3^{2-} and HCO_3^- to form active radicals and HCO_4^- (Equations (27)–(29)). Furthermore, the solution pH can be changed in the presence of carbonate/bicarbonate ions, which can affect the reactivity of Mn(III) (oxyhydr)oxides in PMS/PDS activation as discussed in Section 4.1.

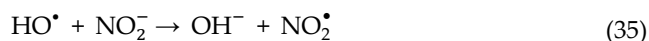
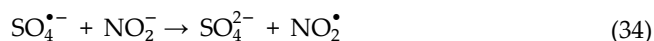
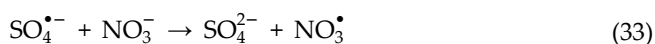




Chloride ion (Cl^-) exists widely in various water bodies including surface water, groundwater, and industrial wastewater [119]. The influence of Cl^- on the degradation of organic pollutants by sulfate radical-based AOPs (SR-AOP) was reported by previous studies [120–123]. Generally, Cl^- can react with $\text{SO}_4^{\bullet-}$ to generate Cl^\bullet , which can react with another Cl^- to form $\text{Cl}_2^{\bullet-}$ (Equations (30)–(31)) [122]. Both Cl^\bullet and $\text{Cl}_2^{\bullet-}$ have low reduction potentials ($E_0 = 2.4$ and 2.0 V) in comparison with $\text{SO}_4^{\bullet-}$, thus the consumption of $\text{SO}_4^{\bullet-}$ by Cl^- leads to the decrease of organic pollutant degradation [124,125]. However, Cl^\bullet was believed to own higher selectivity on electron-rich compounds than nonselective $\text{SO}_4^{\bullet-}$, which can offset the negative effect of Cl^- on $\text{SO}_4^{\bullet-}$ [126]. Therefore, the conflicting effect of Cl^- on organic pollutants in SR-AOP might be attributed to the different reactivity of pollutants with Cl^\bullet and $\text{Cl}_2^{\bullet-}$. In addition, the reactivity of HO^\bullet can also be suppressed by Cl^- due to the formation of low active radical $\text{ClOH}^{\bullet-}$ (Equation (32)) [127].



Nitrate (NO_3^-) and nitrite (NO_2^-) can be commonly found in various water matrices [119]. Both NO_3^- and NO_2^- are able to react with $\text{SO}_4^{\bullet-}$ to generate low reactive NO_3^\bullet ($E_0 = 2.3$ – 2.5 V) and NO_2^\bullet radicals ($E_0 = 1.03$ V) (Equations (33)–(34)) [25]. The reaction rate of $\text{SO}_4^{\bullet-}$ with NO_3^- and NO_2^- are $5 \times 10^4 \text{ M}^{-1}\text{s}^{-1}$ and $8.8 \times 10^8 \text{ M}^{-1}\text{s}^{-1}$, separately [45]. Thus, NO_2^- , compared with NO_3^- , has higher reactivity in $\text{SO}_4^{\bullet-}$ consumption. In addition and in a similar way, NO_2^- was also reported as the sink of HO^\bullet radicals (Equation (35)) [128].



5. Summary and Outlooks

This review summarized the activation of PMS and PDS by manganese(III) (oxyhydr)oxides for the degradation of recalcitrant pollutants. The desirable morphologies and facets (e.g., cubic structure with (001) facet exposure) can effectively enhance the reactivity of Mn(III) (oxyhydr)oxides in the activation of PDS and PMS. Mn(III) (oxyhydr)oxides showed different reactivity in radical precursors activation. Specifically, both radical (for example, sulfate and hydroxyl radical) and non-radical (such as singlet oxygen) were generated in the Mn(III) (oxyhydr)oxide-activated PMS system. The activation of PDS by $\alpha\text{-Mn}_2\text{O}_3$ and $\gamma\text{-MnOOH}$ were mainly through the formation of singlet oxygen and the catalyst surface activated complex. The activity of Mn(III) (oxyhydr)oxides in PDS and PMS activation can be influenced by the solution pH due to the occurrence of the electrostatic effect. Moreover, the inhibition effect of inorganic anions (such as carbonate/bicarbonate ions, chloride ions, and nitrate/nitrite ions) on the catalytic performance of Mn(III) (oxyhydr)oxides were discussed in detail.

Given this comprehensive summary, some future outlooks are proposed.

Although previous studies already identified the generation of $^1\text{O}_2$ in $\alpha\text{-Mn}_2\text{O}_3/\text{PDS}$ system using the ESR and quenching experiments, the detailed catalytic process of PDS on the surface of Mn_2O_3 remains elusive. Further studies are needed for a better understanding of the activation mechanism of PDS by $\alpha\text{-Mn}_2\text{O}_3$. Second, detailed studies are required to exploit the potential application of $\alpha\text{-Mn}_2\text{O}_3$ or $\gamma\text{-MnOOH}$ -based composites in PDS activation to understand the synergistic performance of $\alpha\text{-Mn}_2\text{O}_3$ or $\gamma\text{-MnOOH}$ with other loaded materials (such as active carbon, graphene, and transition metals). This will open up new research avenues in the field of water remediation technologies, with the aim to improve the reactivity of $\alpha\text{-Mn}_2\text{O}_3/\gamma\text{-MnOOH}$ in PDS activation.

The high-scale or industrial application of SR-AOP seems difficult to implement, and that merits being resolved. The development of new modeling approaches that account for the upscaling of different involved reactions and the complexity of heterogeneous reactions at Mn-oxides/water interfaces becomes urgent. More experimental work is also needed to develop new Mn-bearing oxides supported with high catalytic efficiency, suitable for industrial applications, and yet are relevant from both economic and environmental points of view.

Author Contributions: draft preparation, D.J.; conceptualization, D.J.; M.B.; revised the paper D.J., G.M.; M.B.; K.H. All authors have read and agreed to the published version of the manuscript.

Funding: No funding.

Institutional Review Board Statement: Not applicable.

Informed Consent Statement: Not applicable.

Data Availability Statement: Not applicable.

Acknowledgments: we gratefully acknowledge the Chinese Scholarship Council of China for providing financial support for Daqing Jia. We acknowledge the program PAI (Pack Ambition Recherche) SOLDE from the Region Auvergne Rhône Alpes for the financial support of D.J. in this project.

Conflicts of Interest: the authors declare no conflict of interest.

References

1. Rathi, B.S.; Kumar, P.S.; Show, P.-L. A Review on Effective Removal of Emerging Contaminants from Aquatic Systems: Current Trends and Scope for Further Research. *J. Hazard. Mater.* **2021**, *409*, 124413, doi:10.1016/j.jhazmat.2020.124413.
2. Kasonga, T.K.; Coetzee, M.A.A.; Kamika, I.; Ngole-Jeme, V.M.; Benteke Momba, M.N. Endocrine-Disruptive Chemicals as Contaminants of Emerging Concern in Wastewater and Surface Water: A Review. *J. Environ. Manag.* **2021**, *277*, 111485, doi:10.1016/j.jenvman.2020.111485.
3. Chen, L.; Fu, W.; Tan, Y.; Zhang, X. Emerging Organic Contaminants and Odorous Compounds in Secondary Effluent Wastewater: Identification and Advanced Treatment. *J. Hazard. Mater.* **2021**, *408*, 124817, doi:10.1016/j.jhazmat.2020.124817.
4. Sui, Q.; Jiang, C.; Zhang, J.; Yu, D.; Chen, M.; Wang, Y.; Wei, Y. Does the Biological Treatment or Membrane Separation Reduce the Antibiotic Resistance Genes from Swine Wastewater through a Sequencing-Batch Membrane Bioreactor Treatment Process. *Environ. Int.* **2018**, *118*, 274–281, doi:10.1016/j.envint.2018.06.008.
5. Verma, S.; Daverey, A.; Sharma, A. Slow Sand Filtration for Water and Wastewater Treatment—A Review. *Environ. Technol. Rev.* **2017**, *6*, 47–58, doi:10.1080/21622515.2016.1278278.
6. Rebosura, M.; Salehin, S.; Pikaar, I.; Keller, J.; Sharma, K.; Yuan, Z. The Impact of Primary Sedimentation on the Use of Iron-Rich Drinking Water Sludge on the Urban Wastewater System. *J. Hazard. Mater.* **2021**, *402*, 124051, doi:10.1016/j.jhazmat.2020.124051.
7. Huang, H.; Chen, Y.; Jiang, Y.; Ding, L. Treatment of Swine Wastewater Combined with MgO-Saponification Wastewater by Struvite Precipitation Technology. *Chem. Eng. J.* **2014**, *254*, 418–425, doi:10.1016/j.cej.2014.05.054.
8. Lv, M.; Zhang, Z.; Zeng, J.; Liu, J.; Sun, M.; Yadav, R.S.; Feng, Y. Roles of Magnetic Particles in Magnetic Seeding Coagulation-Flocculation Process for Surface Water Treatment. *Sep. Purif. Technol.* **2019**, *212*, 337–343, doi:10.1016/j.seppur.2018.11.011.
9. Teh, C.Y.; Budiman, P.M.; Shak, K.P.Y.; Wu, T.Y. Recent Advancement of Coagulation–Flocculation and Its Application in Wastewater Treatment. *Ind. Eng. Chem. Res.* **2016**, *55*, 4363–4389, doi:10.1021/acs.iecr.5b04703.
10. Wei, H.; Gao, B.; Ren, J.; Li, A.; Yang, H. Coagulation/Flocculation in Dewatering of Sludge: A Review. *Water Res.* **2018**, *143*, 608–631, doi:10.1016/j.watres.2018.07.029.
11. Béguin, P.; Aubert, J.-P. The Biological Degradation of Cellulose. *FEMS Microbiol. Rev.* **1994**, *13*, 25–58, doi:10.1016/0168-6445(94)90099-X.

12. Durai, G.; Rajasimman, M. Biological Treatment of Tannery Wastewater—A Review. *J. Environ. Sci. Technol.* **2010**, *4*, 1–17, doi:10.3923/jest.2011.1.17.
13. Li, Y.; Dong, H.; Li, L.; Tang, L.; Tian, R.; Li, R.; Chen, J.; Xie, Q.; Jin, Z.; Xiao, J.; et al. Recent Advances in Waste Water Treatment through Transition Metal Sulfides-Based Advanced Oxidation Processes. *Water Res.* **2021**, *192*, 116850, doi:10.1016/j.watres.2021.116850.
14. Hu, X.; Wang, X.; Ban, Y.; Ren, B. A Comparative Study of UV–Fenton, UV–H₂O₂ and Fenton Reaction Treatment of Landfill Leachate. *Environ. Technol.* **2011**, *32*, 945–951, doi:10.1080/09593330.2010.521953.
15. Song, S.; Wang, Y.; Shen, H.; Zhang, J.; Mo, H.; Xie, J.; Zhou, N.; Shen, J. Ultrasmall Graphene Oxide Modified with Fe₃O₄ Nanoparticles as a Fenton-Like Agent for Methylene Blue Degradation. *ACS Appl. Nano Mater.* **2019**, *2*, 7074–7084, doi:10.1021/acsnm.9b01608.
16. Lan, H.; Wang, F.; Lan, M.; An, X.; Liu, H.; Qu, J. Hydrogen-Bond-Mediated Self-Assembly of Carbon-Nitride-Based Photo-Fenton-like Membranes for Wastewater Treatment. *Environ. Sci. Technol.* **2019**, *53*, 6981–6988, doi:10.1021/acs.est.9b00790.
17. Vermilyea, A.W.; Voelker, B.M. Photo-Fenton Reaction at Near Neutral PH. *Environ. Sci. Technol.* **2009**, *43*, 6927–6933, doi:10.1021/es900721x.
18. Ding, J.; Sun, Y.-G.; Ma, Y.-L. Highly Stable Mn-Doped Metal-Organic Framework Fenton-Like Catalyst for the Removal of Wastewater Organic Pollutants at All Light Levels. *ACS Omega* **2021**, *6*, 2949–2955, doi:10.1021/acsomega.0c05310.
19. Jaafarzadeh, N.; Takdastan, A.; Jorfi, S.; Ghanbari, F.; Ahmadi, M.; Barzegar, G. The Performance Study on Ultrasonic/Fe₃O₄/H₂O₂ for Degradation of Azo Dye and Real Textile Wastewater Treatment. *J. Mol. Liq.* **2018**, *256*, 462–470, doi:10.1016/j.molliq.2018.02.047.
20. Mahamuni, N.N.; Adewuyi, Y.G. Advanced Oxidation Processes (AOPs) Involving Ultrasound for Waste Water Treatment: A Review with Emphasis on Cost Estimation. *Ultrason. Sonochem.* **2010**, *17*, 990–1003, doi:10.1016/j.ultsonch.2009.09.005.
21. Nidheesh, P.V.; Gandhimathi, R. Trends in Electro-Fenton Process for Water and Wastewater Treatment: An Overview. *Desalination* **2012**, *299*, 1–15, doi:10.1016/j.desal.2012.05.011.
22. Melin, V.; Salgado, P.; Thiam, A.; Henríquez, A.; Mansilla, H.D.; Yáñez, J.; Salazar, C. Study of Degradation of Amitriptyline Antidepressant by Different Electrochemical Advanced Oxidation Processes. *Chemosphere* **2021**, *274*, 129683, doi:10.1016/j.chemosphere.2021.129683.
23. Sgroi, M.; Anumol, T.; Vagliasindi, F.G.A.; Snyder, S.A.; Roccaro, P. Comparison of the New Cl₂/O₃/UV Process with Different Ozone- and UV-Based AOPs for Wastewater Treatment at Pilot Scale: Removal of Pharmaceuticals and Changes in Fluorescing Organic Matter. *Sci. Total Environ.* **2021**, *765*, 142720, doi:10.1016/j.scitotenv.2020.142720.
24. Chen, H.; Wang, J. Degradation and Mineralization of Ofloxacin by Ozonation and Peroxone (O₃/H₂O₂) Process. *Chemosphere* **2021**, *269*, 128775, doi:10.1016/j.chemosphere.2020.128775.
25. Giannakis, S.; Lin, K.-Y.A.; Ghanbari, F. A Review of the Recent Advances on the Treatment of Industrial Wastewaters by Sulfate Radical-Based Advanced Oxidation Processes (SR-AOPs). *Chem. Eng. J.* **2021**, *406*, 127083, doi:10.1016/j.cej.2020.127083.
26. Duan, X.; Yang, S.; Waclawek, S.; Fang, G.; Xiao, R.; Dionysiou, D.D. Limitations and Prospects of Sulfate-Radical Based Advanced Oxidation Processes. *J. Environ. Chem. Eng.* **2020**, *8*, 103849, doi:10.1016/j.jece.2020.103849.
27. Solís, R.R.; Rivas, F.J.; Chávez, A.M.; Dionysiou, D.D. Peroxymonosulfate/Solar Radiation Process for the Removal of Aqueous Microcontaminants. Kinetic Modeling, Influence of Variables and Matrix Constituents. *J. Hazard. Mater.* **2020**, *400*, 123118, doi:10.1016/j.jhazmat.2020.123118.
28. Chen, C.; Feng, H.; Deng, Y. Re-Evaluation of Sulfate Radical Based–Advanced Oxidation Processes (SR-AOPs) for Treatment of Raw Municipal Landfill Leachate. *Water Res.* **2019**, *153*, 100–107, doi:10.1016/j.watres.2019.01.013.
29. Anipsitakis, G.P.; Dionysiou, D.D. Transition Metal/UV-Based Advanced Oxidation Technologies for Water Decontamination. *Appl. Catal. B Environ.* **2004**, *54*, 155–163, doi:10.1016/j.apcatb.2004.05.025.
30. Ao, X.; Liu, W. Degradation of Sulfamethoxazole by Medium Pressure UV and Oxidants: Peroxymonosulfate, Persulfate, and Hydrogen Peroxide. *Chem. Eng. J.* **2017**, *313*, 629–637, doi:10.1016/j.cej.2016.12.089.
31. Lin, H.; Li, S.; Deng, B.; Tan, W.; Li, R.; Xu, Y.; Zhang, H. Degradation of Bisphenol A by Activating Peroxymonosulfate with Mn_{0.6}Zn_{0.4}Fe₂O₄ Fabricated from Spent Zn-Mn Alkaline Batteries. *Chem. Eng. J.* **2019**, *364*, 541–551, doi:10.1016/j.cej.2019.01.189.
32. Anipsitakis, G.P.; Dionysiou, D.D. Radical Generation by the Interaction of Transition Metals with Common Oxidants. *Environ. Sci. Technol.* **2004**, *38*, 3705–3712, doi:10.1021/es035121o.
33. Huang, W.; Bianco, A.; Brigante, M.; Mailhot, G. UVA-UVB Activation of Hydrogen Peroxide and Persulfate for Advanced Oxidation Processes: Efficiency, Mechanism and Effect of Various Water Constituents. *J. Hazard. Mater.* **2018**, *347*, 279–287, doi:10.1016/j.jhazmat.2018.01.006.
34. Gabet, A.; Métivier, H.; de Brauer, C.; Mailhot, G.; Brigante, M. Hydrogen Peroxide and Persulfate Activation Using UVA-UVB Radiation: Degradation of Estrogenic Compounds and Application in Sewage Treatment Plant Waters. *J. Hazard. Mater.* **2021**, *405*, 124693, doi:10.1016/j.jhazmat.2020.124693.
35. Ahn, Y.-Y.; Choi, J.; Kim, M.; Kim, M.S.; Lee, D.; Bang, W.H.; Yun, E.-T.; Lee, H.; Lee, J.-H.; Lee, C.; et al. Chloride-Mediated Enhancement in Heat-Induced Activation of Peroxymonosulfate: New Reaction Pathways for Oxidizing Radical Production. *Environ. Sci. Technol.* **2021**, *55*, 5382–5392, doi:10.1021/acs.est.0c07964.
36. Hu, J.; Zeng, X.; Yin, Y.; Liu, Y.; Li, Y.; Hu, X.; Zhang, L.; Zhang, X. Accelerated Alkaline Activation of Peroxydisulfate by Reduced Rubidium Tungstate Nanorods for Enhanced Degradation of Bisphenol A. *Environ. Sci. Nano* **2020**, *7*, 3547–3556, doi:10.1039/D0EN00840K.

37. Rodríguez-Chueca, J.; Giannakis, S.; Marjanovic, M.; Kohantorabi, M.; Gholami, M.R.; Grandjean, D.; de Alencastro, L.F.; Pulgarín, C. Solar-Assisted Bacterial Disinfection and Removal of Contaminants of Emerging Concern by Fe²⁺-Activated HSO₅⁻ vs. S₂O₈²⁻ in Drinking Water. *Appl. Catal. B Environ.* **2019**, *248*, 62–72, doi:10.1016/j.apcatb.2019.02.018.
38. Oh, W.-D.; Lim, T.-T. Design and Application of Heterogeneous Catalysts as Peroxydisulfate Activator for Organics Removal: An Overview. *Chem. Eng. J.* **2019**, *358*, 110–133, doi:10.1016/j.cej.2018.09.203.
39. Jia, D.; Li, Q.; Hanna, K.; Mailhot, G.; Brigante, M. Efficient Removal of Estrogenic Compounds in Water by Mn^{III}-Activated Peroxymonosulfate: Mechanisms and Application in Sewage Treatment Plant Water. *Environ. Pollut.* **2021**, *288*, 117728, doi:10.1016/j.envpol.2021.117728.
40. Taujale, S.; Baratta, L.R.; Huang, J.; Zhang, H. Interactions in Ternary Mixtures of MnO₂, Al₂O₃, and Natural Organic Matter (NOM) and the Impact on MnO₂ Oxidative Reactivity. *Environ. Sci. Technol.* **2016**, *50*, 2345–2353, doi:10.1021/acs.est.5b05314.
41. Zhu, S.; Li, X.; Kang, J.; Duan, X.; Wang, S. Persulfate Activation on Crystallographic Manganese Oxides: Mechanism of Singlet Oxygen Evolution for Nonradical Selective Degradation of Aqueous Contaminants. *Environ. Sci. Technol.* **2019**, *53*, 307–315, doi:10.1021/acs.est.8b04669.
42. Zhou, Z.-G.; Du, H.-M.; Dai, Z.; Mu, Y.; Tong, L.-L.; Xing, Q.-J.; Liu, S.-S.; Ao, Z.; Zou, J.-P. Degradation of Organic Pollutants by Peroxymonosulfate Activated by MnO₂ with Different Crystalline Structures: Catalytic Performances and Mechanisms. *Chem. Eng. J.* **2019**, *374*, 170–180, doi:10.1016/j.cej.2019.05.170.
43. Huang, J.; Dai, Y.; Singewald, K.; Liu, C.-C.; Saxena, S.; Zhang, H. Effects of MnO₂ of Different Structures on Activation of Peroxymonosulfate for Bisphenol A Degradation under Acidic Conditions. *Chem. Eng. J.* **2019**, *370*, 906–915, doi:10.1016/j.cej.2019.03.238.
44. Saputra, E.; Muhammad, S.; Sun, H.; Ang, H.-M.; Tadó, M.O.; Wang, S. Manganese Oxides at Different Oxidation States for Heterogeneous Activation of Peroxymonosulfate for Phenol Degradation in Aqueous Solutions. *Appl. Catal. B Environ.* **2013**, *142–143*, 729–735, doi:10.1016/j.apcatb.2013.06.004.
45. Huang, J.; Zhang, H. Mn-Based Catalysts for Sulfate Radical-Based Advanced Oxidation Processes: A Review. *Environ. Int.* **2019**, *133*, 105141, doi:10.1016/j.envint.2019.105141.
46. Liu, W.; Sutton, N.B.; Rijnaarts, H.H.M.; Langenhoff, A.A.M. Pharmaceutical Removal from Water with Iron- or Manganese-Based Technologies: A Review. *Crit. Rev. Environ. Sci. Technol.* **2016**, *46*, 1584–1621, doi:10.1080/10643389.2016.1251236.
47. Remucal, C.K.; Ginder-Vogel, M. A Critical Review of the Reactivity of Manganese Oxides with Organic Contaminants. *Environ. Sci. Proc. Imp.* **2014**, *16*, 1247, doi:10.1039/c3em00703k.
48. Wu, P.; Jin, X.; Qiu, Y.; Ye, D. Recent Progress of Thermocatalytic and Photo/Thermocatalytic Oxidation for VOCs Purification over Manganese-Based Oxide Catalysts. *Environ. Sci. Technol.* **2021**, *55*, 4268–4286, doi:10.1021/acs.est.0c08179.
49. Huang, J.; Zhong, S.; Dai, Y.; Liu, C.-C.; Zhang, H. Effect of MnO₂ Phase Structure on the Oxidative Reactivity toward Bisphenol A Degradation. *Environ. Sci. Technol.* **2018**, *52*, 11309–11318, doi:10.1021/acs.est.8b03383.
50. Post, J.E. Manganese Oxide Minerals: Crystal Structures and Economic and Environmental Significance. *Proc. Natl. Acad. Sci. USA* **1999**, *96*, 3447–3454, doi:10.1073/pnas.96.7.3447.
51. Ghosh, S.K. Diversity in the Family of Manganese Oxides at the Nanoscale: From Fundamentals to Applications. *ACS Omega* **2020**, *5*, 25493–25504, doi:10.1021/acsomega.0c03455.
52. Geller, S. Structure of α-Mn₂O₃, (Mn_{0.983}Fe_{0.017})₂O₃ and (Mn_{0.37}Fe_{0.63})₂O₃ and Relation to Magnetic Ordering. *Acta Crystallogr. B. Struct. Sci. Cryst. Eng. Mater.* **1971**, *27*, 821–828, doi:10.1107/S0567740871002966.
53. Baron, V.; Gutzmer, J.; Rundlof, H.; Tellgren, R. The Influence of Iron Substitution in the Magnetic Properties of Hausmannite, Mn²⁺(Fe,Mn)₂³⁺O₄. *Am. Mineral.* **1998**, *83*, 786–793, doi:10.2138/am-1998-7-810.
54. Buerger, M.J. The Symmetry and Crystal Structure of Manganite, Mn(OH)O. *Z. Kristallogr. Cryst. Mater.* **1936**, *95*, 163–174, doi:10.1524/zkri.1936.95.1.163.
55. Saputra, E.; Muhammad, S.; Sun, H.; Ang, H.-M.; Tadó, M.O.; Wang, S. Shape-Controlled Activation of Peroxymonosulfate by Single Crystal α-Mn₂O₃ for Catalytic Phenol Degradation in Aqueous Solution. *Appl. Catal. B Environ.* **2014**, *154–155*, 246–251, doi:10.1016/j.apcatb.2014.02.026.
56. Cheng, L.; Men, Y.; Wang, J.; Wang, H.; An, W.; Wang, Y.; Duan, Z.; Liu, J. Crystal Facet-Dependent Reactivity of α-Mn₂O₃ Microcrystalline Catalyst for Soot Combustion. *Appl. Catal. B Environ.* **2017**, *204*, 374–384, doi:10.1016/j.apcatb.2016.11.041.
57. Ji, F.; Men, Y.; Wang, J.; Sun, Y.; Wang, Z.; Zhao, B.; Tao, X.; Xu, G. Promoting Diesel Soot Combustion Efficiency by Tailoring the Shapes and Crystal Facets of Nanoscale Mn₃O₄. *Appl. Catal. B Environ.* **2019**, *242*, 227–237, doi:10.1016/j.apcatb.2018.09.092.
58. Liu, J.; Jiang, L.; Zhang, T.; Jin, J.; Yuan, L.; Sun, G. Activating Mn₃O₄ by Morphology Tailoring for Oxygen Reduction Reaction. *Electrochim. Acta* **2016**, *205*, 38–44, doi:10.1016/j.electacta.2016.04.103.
59. He, D.; Li, Y.; Lyu, C.; Song, L.; Feng, W.; Zhang, S. New Insights into MnOOH/Peroxymonosulfate System for Catalytic Oxidation of 2,4-Dichlorophenol: Morphology Dependence and Mechanisms. *Chemosphere* **2020**, *255*, 126961, doi:10.1016/j.chemosphere.2020.126961.
60. Yan, H.; Shen, Q.; Sun, Y.; Zhao, S.; Lu, R.; Gong, M.; Liu, Y.; Zhou, X.; Jin, X.; Feng, X.; et al. Tailoring Facets of α-Mn₂O₃ Microcrystalline Catalysts for Enhanced Selective Oxidation of Glycerol to Glycolic Acid. *ACS Catal.* **2021**, *11*, 6371–6383, doi:10.1021/acscatal.1c01566.
61. Fan, Z.; Wang, Z.; Shi, J.-W.; Gao, C.; Gao, G.; Wang, B.; Wang, Y.; Chen, X.; He, C.; Niu, C. Charge-Redistribution-Induced New Active Sites on (0 0 1) Facets of α-Mn₂O₃ for Significantly Enhanced Selective Catalytic Reduction of NO_x by NH₃. *J. Catal.* **2019**, *370*, 30–37, doi:10.1016/j.jcat.2018.12.001.

62. Wang, F.; Xiao, M.; Ma, X.; Wu, S.; Ge, M.; Yu, X. Insights into the Transformations of Mn Species for Peroxymonosulfate Activation by Tuning the Mn₃O₄ Shapes. *Chem. Eng. J.* **2021**, *404*, 127097, doi:10.1016/j.cej.2020.127097.
63. Zhang, H.; Wang, X.; Li, Y.; Zuo, K.; Lyu, C. A Novel MnOOH Coated Nylon Membrane for Efficient Removal of 2,4-Dichlorophenol through Peroxymonosulfate Activation. *J. Hazard. Mater.* **2021**, *414*, 125526, doi:10.1016/j.jhazmat.2021.125526.
64. Shokoohi, R.; Khazaei, M.; Godini, K.; Azarian, G.; Latifi, Z.; Javadimanesh, L.; Zolghadr Nasab, H. Degradation and Mineralization of Methylene Blue Dye by Peroxymonosulfate/Mn₃O₄ Nanoparticles Using Central Composite Design: Kinetic Study. *Inorg. Chem. Commun.* **2021**, *127*, 108501, doi:10.1016/j.inoche.2021.108501.
65. Li, Y.; Li, D.; Fan, S.; Yang, T.; Zhou, Q. Facile Template Synthesis of Dumbbell-like Mn₂O₃ with Oxygen Vacancies for Efficient Degradation of Organic Pollutants by Activating Peroxymonosulfate. *Catal. Sci. Technol.* **2020**, *10*, 864–875, doi:10.1039/C9CY01849B.
66. Wang, Q.; Li, Y.; Shen, Z.; Liu, X.; Jiang, C. Facile Synthesis of Three-Dimensional Mn₃O₄ Hierarchical Microstructures for Efficient Catalytic Phenol Oxidation with Peroxymonosulfate. *Appl. Surf. Sci.* **2019**, *495*, 143568, doi:10.1016/j.apsusc.2019.143568.
67. Zhang, L.; Tong, T.; Wang, N.; Ma, W.; Sun, B.; Chu, J.; Lin, K.A.; Du, Y. Facile Synthesis of Yolk–Shell Mn₃O₄ Microspheres as a High-Performance Peroxymonosulfate Activator for Bisphenol A Degradation. *Ind. Eng. Chem. Res.* **2019**, *58*, 21304–21311, doi:10.1021/acs.iecr.9b03814.
68. Zhao, Z.; Zhao, J.; Yang, C. Efficient Removal of Ciprofloxacin by Peroxymonosulfate/Mn₃O₄-MnO₂ Catalytic Oxidation System. *Chem. Eng. J.* **2017**, *327*, 481–489, doi:10.1016/j.cej.2017.06.064.
69. Hu, L.; Deng, G.; Lu, W.; Lu, Y.; Zhang, Y. Peroxymonosulfate Activation by Mn₃O₄/Metal–Organic Framework for Degradation of Refractory Aqueous Organic Pollutant Rhodamine B. *Chinese J. Catal.* **2017**, *38*, 1360–1372, doi:10.1016/S1872-2067(17)62875-4.
70. Shokoohi, R.; Foroughi, M.; Latifi, Z.; Goljani, H.; Ansari, A.; Samarghandi, M.R.; Nematollahi, D. Comparing the Performance of the Peroxymonosulfate/Mn₃O₄ and Three-Dimensional Electrochemical Processes for Methylene Blue Removal from Aqueous Solutions: Kinetic Studies. *Colloid Interface Sci. Commun.* **2021**, *42*, 100394, doi:10.1016/j.colcom.2021.100394.
71. Oh, W.-D.; Dong, Z.; Lim, T.-T. Generation of Sulfate Radical through Heterogeneous Catalysis for Organic Contaminants Removal: Current Development, Challenges and Prospects. *Appl. Catal. B Environ.* **2016**, *194*, 169–201, doi:10.1016/j.apcatb.2016.04.003.
72. Yermakov, A.N.; Zhitomirsky, B.M.; Poskrebyshv, G.A.; Sozurakov, D.M. The Branching Ratio of Peroxomonosulfate Radicals (SO₅[•]) Self-Reaction Aqueous Solution. *J. Phys. Chem.* **1993**, *97*, 10712–10714, doi:10.1021/j100143a031.
73. Ghanbari, F.; Moradi, M. Application of Peroxymonosulfate and Its Activation Methods for Degradation of Environmental Organic Pollutants: Review. *Chem. Eng. J.* **2017**, *310*, 41–62, doi:10.1016/j.cej.2016.10.064.
74. Evans, D.F.; Upton, M.W. Studies on Singlet Oxygen in Aqueous Solution. Part 3. The Decomposition of Peroxy-Acids. *J. Chem. Soc. Dalton Trans.* **1985**, *6*, 1151–1153, doi:10.1039/DT9850001151.
75. Ball, D.L.; Edwards, J.O. The Kinetics and Mechanism of the Decomposition of Caro's Acid. I. *J. Am. Chem. Soc.* **1956**, *78*, 1125–1129, doi:10.1021/ja01587a011.
76. Chen, C.; Xie, M.; Kong, L.; Lu, W.; Feng, Z.; Zhan, J. Mn₃O₄ Nanodots Loaded G-C₃N₄ Nanosheets for Catalytic Membrane Degradation of Organic Contaminants. *J. Hazard. Mater.* **2020**, *390*, 122146, doi:10.1016/j.jhazmat.2020.122146.
77. Chen, G.; Nengzi, L.-C.; Gao, Y.; Zhu, G.; Gou, J.; Cheng, X. Degradation of Tartrazine by Peroxymonosulfate through Magnetic Fe₂O₃/Mn₂O₃ Composites Activation. *Chin. Chem. Lett.* **2020**, *31*, 2730–2736, doi:10.1016/j.ccllet.2020.02.033.
78. Saputra, E.; Muhammad, S.; Sun, H.; Ang, H.-M.; Tade, M.O.; Wang, S. A Comparative Study of Spinel Structured Mn₃O₄, Co₃O₄ and Fe₃O₄ Nanoparticles in Catalytic Oxidation of Phenolic Contaminants in Aqueous Solutions. *J. Colloid Interf. Sci.* **2013**, *407*, 467–473, doi:10.1016/j.jcis.2013.06.061.
79. Li, N.; Li, R.; Yu, Y.; Zhao, J.; Yan, B.; Chen, G. Efficient Degradation of Bentazone via Peroxymonosulfate Activation by 1D/2D γ-MnOOH-RGO under Simulated Sunlight: Performance and Mechanism Insight. *Sci. Total Environ.* **2020**, *741*, 140492, doi:10.1016/j.scitotenv.2020.140492.
80. Tian, N.; Tian, X.; Nie, Y.; Yang, C.; Zhou, Z.; Li, Y. Enhanced 2, 4-Dichlorophenol Degradation at PH 3–11 by Peroxymonosulfate via Controlling the Reactive Oxygen Species over Ce Substituted 3D Mn₂O₃. *Chem. Eng. J.* **2019**, *355*, 448–456, doi:10.1016/j.cej.2018.08.183.
81. Yao, Y.; Xu, C.; Yu, S.; Zhang, D.; Wang, S. Facile Synthesis of Mn₃O₄-Reduced Graphene Oxide Hybrids for Catalytic Decomposition of Aqueous Organics. *Ind. Eng. Chem. Res.* **2013**, *52*, 3637–3645, doi:10.1021/ie303220x.
82. Khan, A.; Zou, S.; Wang, T.; Ifthikar, J.; Jawad, A.; Liao, Z.; Shahzad, A.; Ngambia, A.; Chen, Z. Facile Synthesis of Yolk Shell Mn₂O₃@Mn₅O₈ as an Effective Catalyst for Peroxymonosulfate Activation. *Phys. Chem. Chem. Phys.* **2018**, *20*, 13909–13919, doi:10.1039/C8CP02080A.
83. Yang, B.; Tian, Z.; Wang, B.; Sun, Z.; Zhang, L.; Guo, Y.; Li, H.; Yan, S. Facile Synthesis of Fe₃O₄/Hierarchical-Mn₃O₄/Graphene Oxide as a Synergistic Catalyst for Activation of Peroxymonosulfate for Degradation of Organic Pollutants. *RSC Adv.* **2015**, *5*, 20674–20683, doi:10.1039/C4RA15873C.
84. Saputra, E.; Zhang, H.; Liu, Q.; Sun, H.; Wang, S. Egg-Shaped Core/Shell α-Mn₂O₃@α-MnO₂ as Heterogeneous Catalysts for Decomposition of Phenolics in Aqueous Solutions. *Chemosphere* **2016**, *159*, 351–358, doi:10.1016/j.chemosphere.2016.06.021.
85. Khan, A.; Wang, H.; Liu, Y.; Jawad, A.; Ifthikar, J.; Liao, Z.; Wang, T.; Chen, Z. Highly Efficient α-Mn₂O₃@α-MnO₂-500 Nanocomposite for Peroxymonosulfate Activation: Comprehensive Investigation of Manganese Oxides. *J. Mater. Chem. A* **2018**, *6*, 1590–1600, doi:10.1039/C7TA07942G.

86. Huang, Y.; Nengzi, L.; Zhang, X.; Gou, J.; Gao, Y.; Zhu, G.; Cheng, Q.; Cheng, X. Catalytic Degradation of Ciprofloxacin by Magnetic CuS/Fe₂O₃/Mn₂O₃ Nanocomposite Activated Peroxymonosulfate: Influence Factors, Degradation Pathways and Reaction Mechanism. *Chem. Eng. J.* **2020**, *388*, 124274, doi:10.1016/j.cej.2020.124274.
87. Shabanloo, A.; Salari, M.; Shabanloo, N.; Dehghani, M.H.; Pittman, C.U.; Mohan, D. Heterogeneous Persulfate Activation by Nano-Sized Mn₃O₄ to Degrade Furfural from Wastewater. *J. Mol. Liq.* **2020**, *298*, 112088, doi:10.1016/j.molliq.2019.112088.
88. Khan, A.; Zhang, K.; Sun, P.; Pan, H.; Cheng, Y.; Zhang, Y. High Performance of the A-Mn₂O₃ Nanocatalyst for Persulfate Activation: Degradation Process of Organic Contaminants via Singlet Oxygen. *J. Colloid Interf. Sci.* **2021**, *584*, 885–899, doi:10.1016/j.jcis.2020.10.021.
89. Li, Y.; Liu, L.-D.; Liu, L.; Liu, Y.; Zhang, H.-W.; Han, X. Efficient Oxidation of Phenol by Persulfate Using Manganite as a Catalyst. *J. Mol. Catal. A Chem.* **2016**, *411*, 264–271, doi:10.1016/j.molcata.2015.10.036.
90. Xu, X.; Zhang, Y.; Zhou, S.; Huang, R.; Huang, S.; Kuang, H.; Zeng, X.; Zhao, S. Activation of Persulfate by MnOOH: Degradation of Organic Compounds by Nonradical Mechanism. *Chemosphere* **2021**, *272*, 129629, doi:10.1016/j.chemosphere.2021.129629.
91. Zhang, T.; Chen, Y.; Wang, Y.; Roux, J.L.; Yang, Y.; Croué, J.-P. An Efficient Peroxydisulfate Activation Process Not Relying on Sulfate Radical Generation for Water Pollutant Degradation. *Environ. Sci. Technol.* **2014**, *48*, 5868–5875, doi:10.1021/es501218f.
92. Wang, X.; Qin, Y.; Zhu, L.; Tang, H. Nitrogen-Doped Reduced Graphene Oxide as a Bifunctional Material for Removing Bisphenols: Synergistic Effect between Adsorption and Catalysis. *Environ. Sci. Technol.* **2015**, *49*, 6855–6864, doi:10.1021/acs.est.5b01059.
93. Lee, H.; Lee, H.-J.; Jeong, J.; Lee, J.; Park, N.-B.; Lee, C. Activation of Persulfates by Carbon Nanotubes: Oxidation of Organic Compounds by Nonradical Mechanism. *Chem. Eng. J.* **2015**, *266*, 28–33, doi:10.1016/j.cej.2014.12.065.
94. Ahn, Y.-Y.; Yun, E.-T.; Seo, J.-W.; Lee, C.; Kim, S.H.; Kim, J.-H.; Lee, J. Activation of Peroxymonosulfate by Surface-Loaded Noble Metal Nanoparticles for Oxidative Degradation of Organic Compounds. *Environ. Sci. Technol.* **2016**, *50*, 10187–10197, doi:10.1021/acs.est.6b02841.
95. Cheng, X.; Guo, H.; Zhang, Y.; Wu, X.; Liu, Y. Non-Photochemical Production of Singlet Oxygen via Activation of Persulfate by Carbon Nanotubes. *Water Res.* **2017**, *113*, 80–88, doi:10.1016/j.watres.2017.02.016.
96. Liu, Y.; Luo, J.; Tang, L.; Feng, C.; Wang, J.; Deng, Y.; Liu, H.; Yu, J.; Feng, H.; Wang, J. Origin of the Enhanced Reusability and Electron Transfer of the Carbon-Coated Mn₃O₄ Nanocube for Persulfate Activation. *ACS Catal.* **2020**, *10*, 14857–14870, doi:10.1021/acscatal.0c04049.
97. Rizal, M.Y.; Saleh, R.; Taufik, A.; Yin, S. Photocatalytic Decomposition of Methylene Blue by Persulfate-Assisted Ag/Mn₃O₄ and Ag/Mn₃O₄/Graphene Composites and the Inhibition Effect of Inorganic Ions. *Environ. Nanotechnol. Monit. Manag.* **2021**, *15*, 100408, doi:10.1016/j.enmm.2020.100408.
98. Ma, Q.; Zhang, X.; Guo, R.; Zhang, H.; Cheng, Q.; Xie, M.; Cheng, X. Persulfate Activation by Magnetic γ -Fe₂O₃/Mn₃O₄ Nanocomposites for Degradation of Organic Pollutants. *Sep. Purif. Technol.* **2019**, *210*, 335–342, doi:10.1016/j.seppur.2018.06.060.
99. Yang, W.; Peng, Y.; Wang, Y.; Wang, Y.; Liu, H.; Su, Z.; Yang, W.; Chen, J.; Si, W.; Li, J. Controllable Redox-Induced in-Situ Growth of MnO₂ over Mn₂O₃ for Toluene Oxidation: Active Heterostructure Interfaces. *Appl. Catal. B Environ.* **2020**, *278*, 119279, doi:10.1016/j.apcatb.2020.119279.
100. Hazarika, K.K.; Talukdar, H.; Sudarsanam, P.; Bhargava, S.K.; Bharali, P. Highly Dispersed Mn₂O₃-Co₃O₄ Nanostructures on Carbon Matrix as Heterogeneous Fenton-like Catalyst. *Appl Organomet. Chem.* **2020**, *34*, e5512, doi:10.1002/aoc.5512.
101. Wang, Y.; Chen, L.; Cao, H.; Chi, Z.; Chen, C.; Duan, X.; Xie, Y.; Qi, F.; Song, W.; Liu, J.; et al. Role of Oxygen Vacancies and Mn Sites in Hierarchical Mn₂O₃/LaMnO_{3- δ} Perovskite Composites for Aqueous Organic Pollutants Decontamination. *Appl. Catal. B Environ.* **2019**, *245*, 546–554, doi:10.1016/j.apcatb.2019.01.025.
102. Shokoohi, R.; Salari, M.; Shabanloo, A.; Shabanloo, N.; Marofi, S.; Faraji, H.; Tabar, M.V.; Moradnia, M. Catalytic Activation of Persulfate with Mn₃O₄ Nanoparticles for Degradation of Acid Blue 113: Process Optimisation and Degradation Pathway. *Int. J. Environ. Anal. Chem.* **2020**, doi:10.1080/03067319.2020.1773810.
103. Liu, D.; Li, Q.; Hou, J.; Zhao, H. Mixed-Valent Manganese Oxide for Catalytic Oxidation of Orange II by Activation of Persulfate: Heterojunction Dependence and Mechanism. *Catal. Sci. Technol.* **2021**, *11*, 3715–3723, doi:10.1039/D1CY00087J.
104. Dong, Z.; Zhang, Q.; Chen, B.-Y.; Hong, J. Oxidation of Bisphenol A by Persulfate via Fe₃O₄- α -MnO₂ Nanoflower-like Catalyst: Mechanism and Efficiency. *Chem. Eng. J.* **2019**, *357*, 337–347, doi:10.1016/j.cej.2018.09.179.
105. Buxton, G.V.; Greenstock, C.L.; Helman, W.P.; Ross, A.B. Critical Review of Rate Constants for Reactions of Hydrated Electrons, Hydrogen Atoms and Hydroxyl Radicals (\cdot OH/ \cdot O) in Aqueous Solution. *J. Phys. Chem. Ref. Data* **1988**, *17*, 513–886, doi:10.1063/1.555805.
106. Wang, J.; Wang, S. Activation of Persulfate (PS) and Peroxymonosulfate (PMS) and Application for the Degradation of Emerging Contaminants. *Chem. Eng. J.* **2018**, *334*, 1502–1517, doi:10.1016/j.cej.2017.11.059.
107. Kosmulski, M. Compilation of PZC and IEP of Sparingly Soluble Metal Oxides and Hydroxides from Literature. *Adv. Colloid Interface Sci.* **2009**, *152*, 14–25, doi:10.1016/j.cis.2009.08.003.
108. Guan, Y.-H.; Ma, J.; Li, X.-C.; Fang, J.-Y.; Chen, L.-W. Influence of PH on the Formation of Sulfate and Hydroxyl Radicals in the UV/Peroxymonosulfate System. *Environ. Sci. Technol.* **2011**, *45*, 9308–9314, doi:10.1021/es2017363.
109. Chen, Z.; Li, X.; Zhang, S.; Jin, J.; Song, X.; Wang, X.; Tratnyek, P.G. Overlooked Role of Peroxides as Free Radical Precursors in Advanced Oxidation Processes. *Environ. Sci. Technol.* **2019**, *53*, 2054–2062, doi:10.1021/acs.est.8b05901.

110. He, D.; Niu, H.; He, S.; Mao, L.; Cai, Y.; Liang, Y. Strengthened Fenton Degradation of Phenol Catalyzed by Core/Shell Fe–Pd@C Nanocomposites Derived from Mechanochemically Synthesized Fe-Metal Organic Frameworks. *Water Res.* **2019**, *162*, 151–160, doi:10.1016/j.watres.2019.06.058.
111. Wang, L.; Jiang, J.; Pang, S.-Y.; Zhou, Y.; Li, J.; Sun, S.; Gao, Y.; Jiang, C. Oxidation of Bisphenol A by Nonradical Activation of Peroxymonosulfate in the Presence of Amorphous Manganese Dioxide. *Chem. Eng. J.* **2018**, *352*, 1004–1013, doi:10.1016/j.cej.2018.07.103.
112. Sun, S.P.; Hatton, T.A.; Chung, T.-S. Hyperbranched Polyethyleneimine Induced Cross-Linking of Polyamide–imide Nanofiltration Hollow Fiber Membranes for Effective Removal of Ciprofloxacin. *Environ. Sci. Technol.* **2011**, *45*, 4003–4009, doi:10.1021/es200345q.
113. Du, X.; Zhang, Y.; Hussain, I.; Huang, S.; Huang, W. Insight into Reactive Oxygen Species in Persulfate Activation with Copper Oxide: Activated Persulfate and Trace Radicals. *Chem. Eng. J.* **2017**, *313*, 1023–1032, doi:10.1016/j.cej.2016.10.138.
114. Shih, Y.; Su, Y.; Ho, R.; Su, P.; Yang, C. Distinctive Sorption Mechanisms of 4-Chlorophenol with Black Carbons as Elucidated by Different PH. *Sci. Total Environ.* **2012**, *433*, 523–529, doi:10.1016/j.scitotenv.2012.06.050.
115. Shah, N.S.; Ali Khan, J.; Sayed, M.; Ul Haq Khan, Z.; Sajid Ali, H.; Murtaza, B.; Khan, H.M.; Imran, M.; Muhammad, N. Hydroxyl and Sulfate Radical Mediated Degradation of Ciprofloxacin Using Nano Zerovalent Manganese Catalyzed S₂O₈²⁻. *Chem. Eng. J.* **2019**, *356*, 199–209, doi:10.1016/j.cej.2018.09.009.
116. Huie, R.E.; Clifton, C.L.; Neta, P. Electron Transfer Reaction Rates and Equilibria of the Carbonate and Sulfate Radical Anions. *Int. J. Radiat. Appl. Instrum. C Radiat. Phys. Chem.* **1991**, *38*, 477–481, doi:10.1016/1359-0197(91)90065-A.
117. Chen, S.-N.; Hoffman, M.Z.; Parsons, G.H. Reactivity of the Carbonate Radical toward Aromatic Compounds in Aqueous Solution. *J. Phys. Chem.* **1975**, *79*, 1911–1912, doi:10.1021/j100585a004.
118. Jiang, M.; Lu, J.; Ji, Y.; Kong, D. Bicarbonate-Activated Persulfate Oxidation of Acetaminophen. *Water Res.* **2017**, *116*, 324–331, doi:10.1016/j.watres.2017.03.043.
119. Fang, G.-D.; Dionysiou, D.D.; Wang, Y.; Al-Abed, S.R.; Zhou, D.-M. Sulfate Radical-Based Degradation of Polychlorinated Biphenyls: Effects of Chloride Ion and Reaction Kinetics. *J. Hazard. Mater.* **2012**, *227–228*, 394–401, doi:10.1016/j.jhazmat.2012.05.074.
120. Qi, C.; Liu, X.; Li, Y.; Lin, C.; Ma, J.; Li, X.; Zhang, H. Enhanced Degradation of Organic Contaminants in Water by Peroxydisulfate Coupled with Bisulfite. *J. Hazard. Mater.* **2017**, *328*, 98–107, doi:10.1016/j.jhazmat.2017.01.010.
121. Lei, Y.; Chen, C.-S.; Tu, Y.-J.; Huang, Y.-H.; Zhang, H. Heterogeneous Degradation of Organic Pollutants by Persulfate Activated by CuO-Fe₃O₄: Mechanism, Stability, and Effects of PH and Bicarbonate Ions. *Environ. Sci. Technol.* **2015**, *49*, 6838–6845, doi:10.1021/acs.est.5b00623.
122. Liang, C.; Wang, Z.-S.; Mohanty, N. Influences of Carbonate and Chloride Ions on Persulfate Oxidation of Trichloroethylene at 20 °C. *Sci. Total Environ.* **2006**, *370*, 271–277, doi:10.1016/j.scitotenv.2006.08.028.
123. Zhou, J.; Xiao, J.; Xiao, D.; Guo, Y.; Fang, C.; Lou, X.; Wang, Z.; Liu, J. Transformations of Chloro and Nitro Groups during the Peroxymonosulfate-Based Oxidation of 4-Chloro-2-Nitrophenol. *Chemosphere* **2015**, *134*, 446–451, doi:10.1016/j.chemosphere.2015.05.027.
124. Yang, Y.; Pignatello, J.J.; Ma, J.; Mitch, W.A. Comparison of Halide Impacts on the Efficiency of Contaminant Degradation by Sulfate and Hydroxyl Radical-Based Advanced Oxidation Processes (AOPs). *Environ. Sci. Technol.* **2014**, *48*, 2344–2351, doi:10.1021/es404118q.
125. Grebel, J.E.; Pignatello, J.J.; Mitch, W.A. Effect of Halide Ions and Carbonates on Organic Contaminant Degradation by Hydroxyl Radical-Based Advanced Oxidation Processes in Saline Waters. *Environ. Sci. Technol.* **2010**, *44*, 6822–6828, doi:10.1021/es1010225.
126. Yang, Y.; Pignatello, J.J.; Ma, J.; Mitch, W.A. Effect of Matrix Components on UV/H₂O₂ and UV/S₂O₈²⁻ Advanced Oxidation Processes for Trace Organic Degradation in Reverse Osmosis Brines from Municipal Wastewater Reuse Facilities. *Water Res.* **2016**, *89*, 192–200, doi:10.1016/j.watres.2015.11.049.
127. Minakata, D.; Kamath, D.; Maetzold, S. Mechanistic Insight into the Reactivity of Chlorine-Derived Radicals in the Aqueous-Phase UV–Chlorine Advanced Oxidation Process: Quantum Mechanical Calculations. *Environ. Sci. Technol.* **2017**, *51*, 6918–6926, doi:10.1021/acs.est.7b00507.
128. Wang, J.; Wang, S. Effect of Inorganic Anions on the Performance of Advanced Oxidation Processes for Degradation of Organic Contaminants. *Chem. Eng. J.* **2021**, *411*, 128392, doi:10.1016/j.cej.2020.128392.