



**HAL**  
open science

# **Magnetic Properties Evolution During Thermal Ageing of High Permeability Nanocrystalline FeSiCuNbB Alloys Annealed with Longitudinal Field**

Rania Saoudi, Laurent Morel, Marie-Ange Raulet

► **To cite this version:**

Rania Saoudi, Laurent Morel, Marie-Ange Raulet. Magnetic Properties Evolution During Thermal Ageing of High Permeability Nanocrystalline FeSiCuNbB Alloys Annealed with Longitudinal Field. INTERMAG 2021, Apr 2021, Lyon (virtuel), France. <hal-03350969>

**HAL Id: hal-03350969**

**<https://hal.science/hal-03350969v1>**

Submitted on 21 Sep 2021

**HAL** is a multi-disciplinary open access archive for the deposit and dissemination of scientific research documents, whether they are published or not. The documents may come from teaching and research institutions in France or abroad, or from public or private research centers.

L'archive ouverte pluridisciplinaire **HAL**, est destinée au dépôt et à la diffusion de documents scientifiques de niveau recherche, publiés ou non, émanant des établissements d'enseignement et de recherche français ou étrangers, des laboratoires publics ou privés.



HAL Authorization

# Magnetic Properties Evolution During Thermal Ageing of High Permeability Nanocrystalline FeSiNbCuB Alloys Annealed under Magnetic Longitudinal Field

Rania Saoudi<sup>1</sup>, Laurent Morel<sup>1</sup>, Marie-Ange Raulet<sup>1</sup>

1 : Univ Lyon, Université Claude Bernard Lyon 1, INSA Lyon, Ecole Centrale de Lyon, CNRS, Ampère, UMR5005, 69622 Villeurbanne, France

## Introduction

### Context

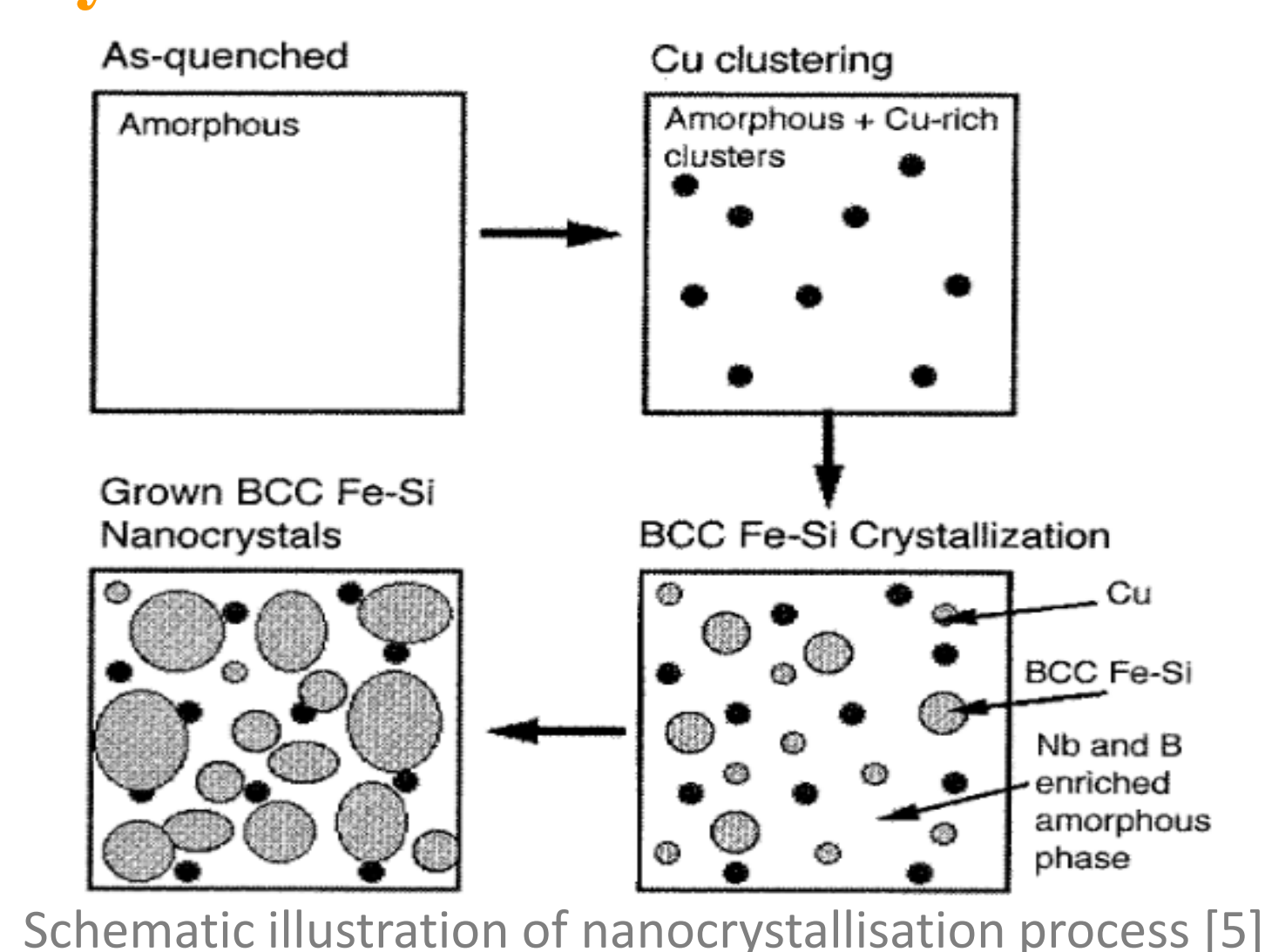
In aircraft applications and electric vehicles industry, the compactness of electrical systems is very important to increase energy efficiency but this reduction of masse and volume exposes magnetic components to high temperatures and decreases their magnetic properties over time. In this paper we study particularly nanocrystalline materials ageing at four temperatures.

### Objectives

- Nanocrystalline  $\text{Fe}_{73.5}\text{Cu}_1\text{Nb}_3\text{Si}_{15.5}\text{B}_7$  magnetic behavior during thermal ageing.
- Comparison between three nanocrystalline materials nuances (annealed differently).

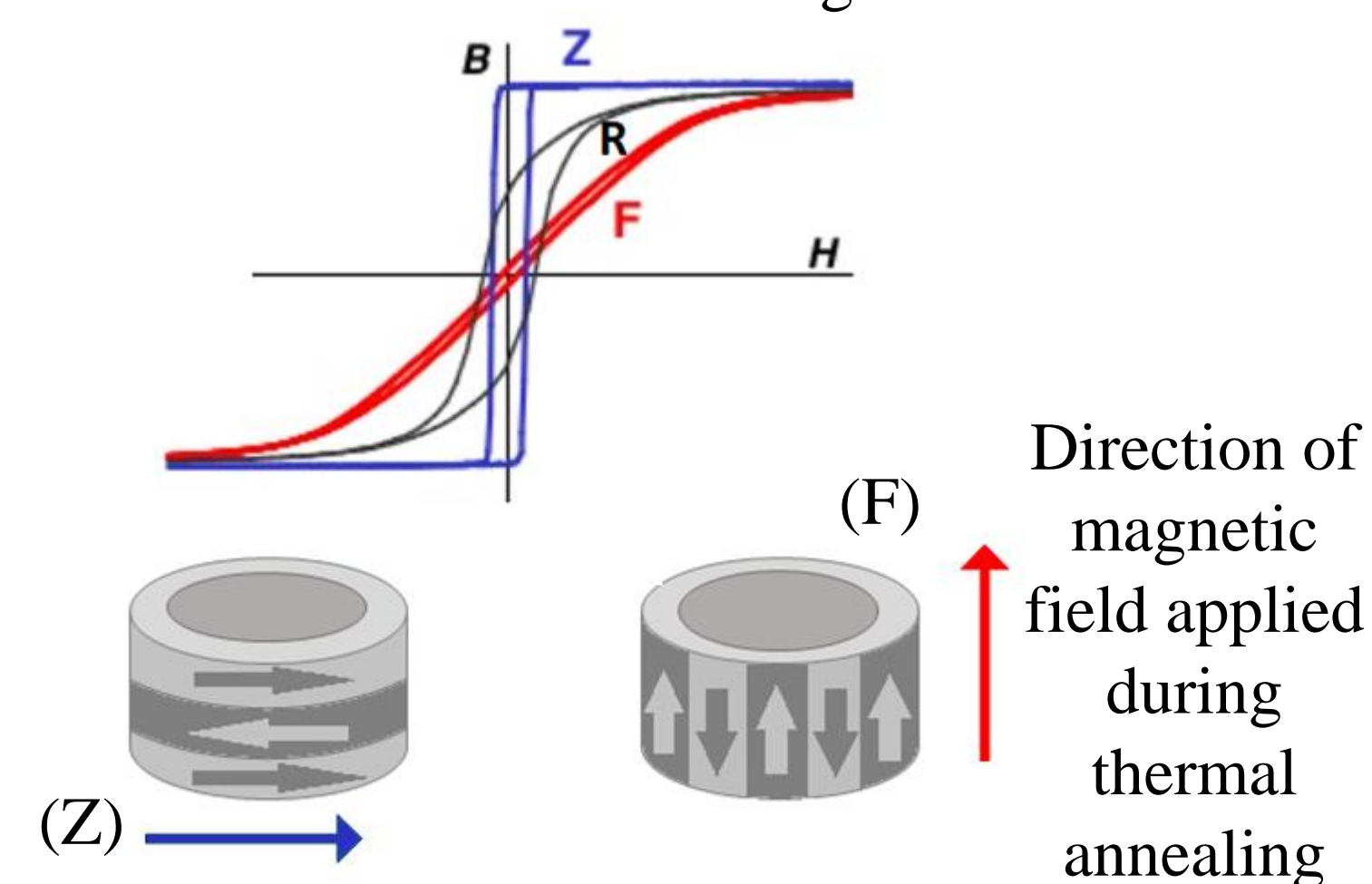
## Tested Materials & Methodology

### Nanocrystalline microstructure



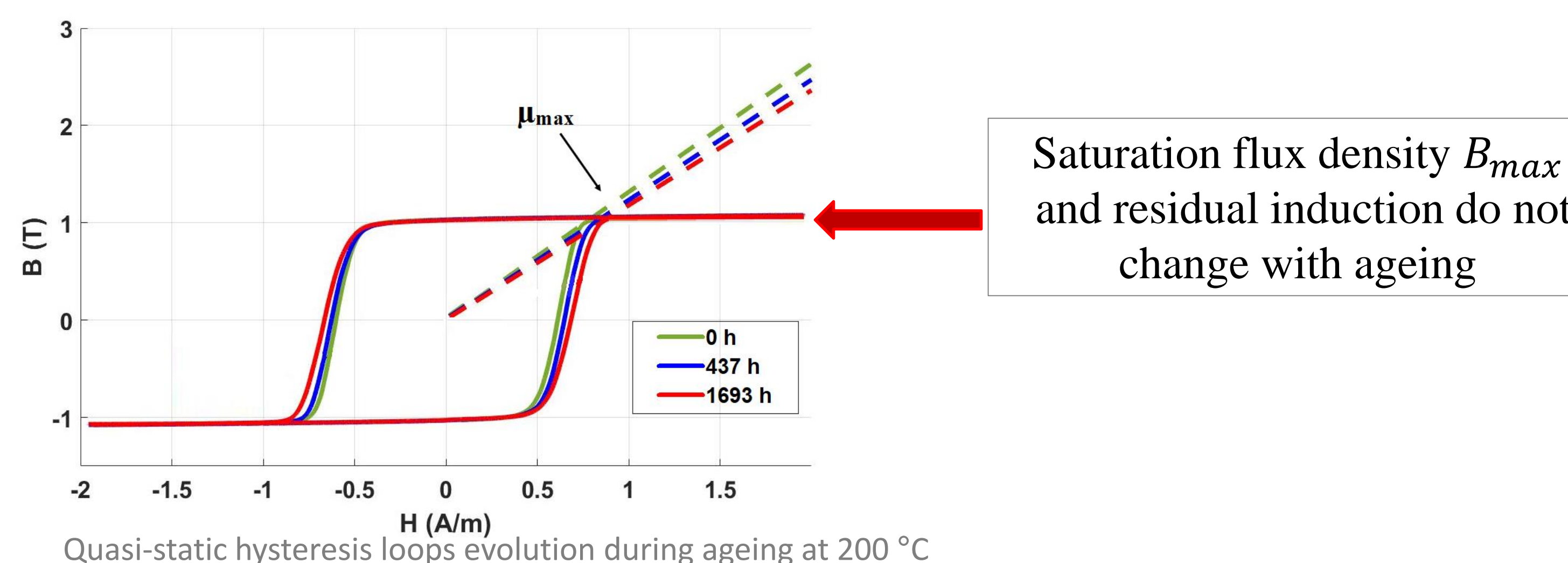
### Different annealing methods

- (R) : annealed without magnetic field
- (Z): annealed with longitudinal magnetic field
- (F): annealed with transversal magnetic field

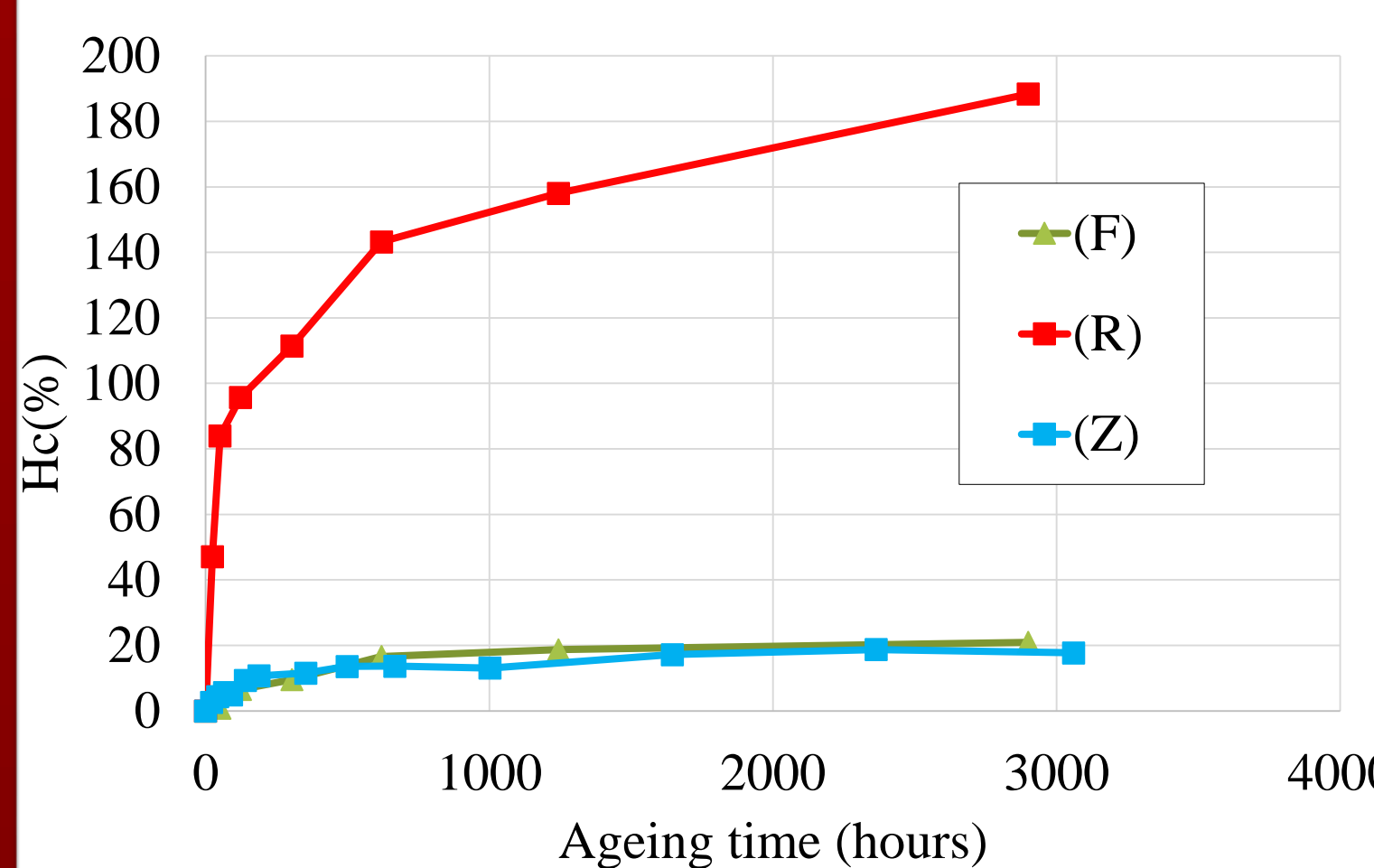
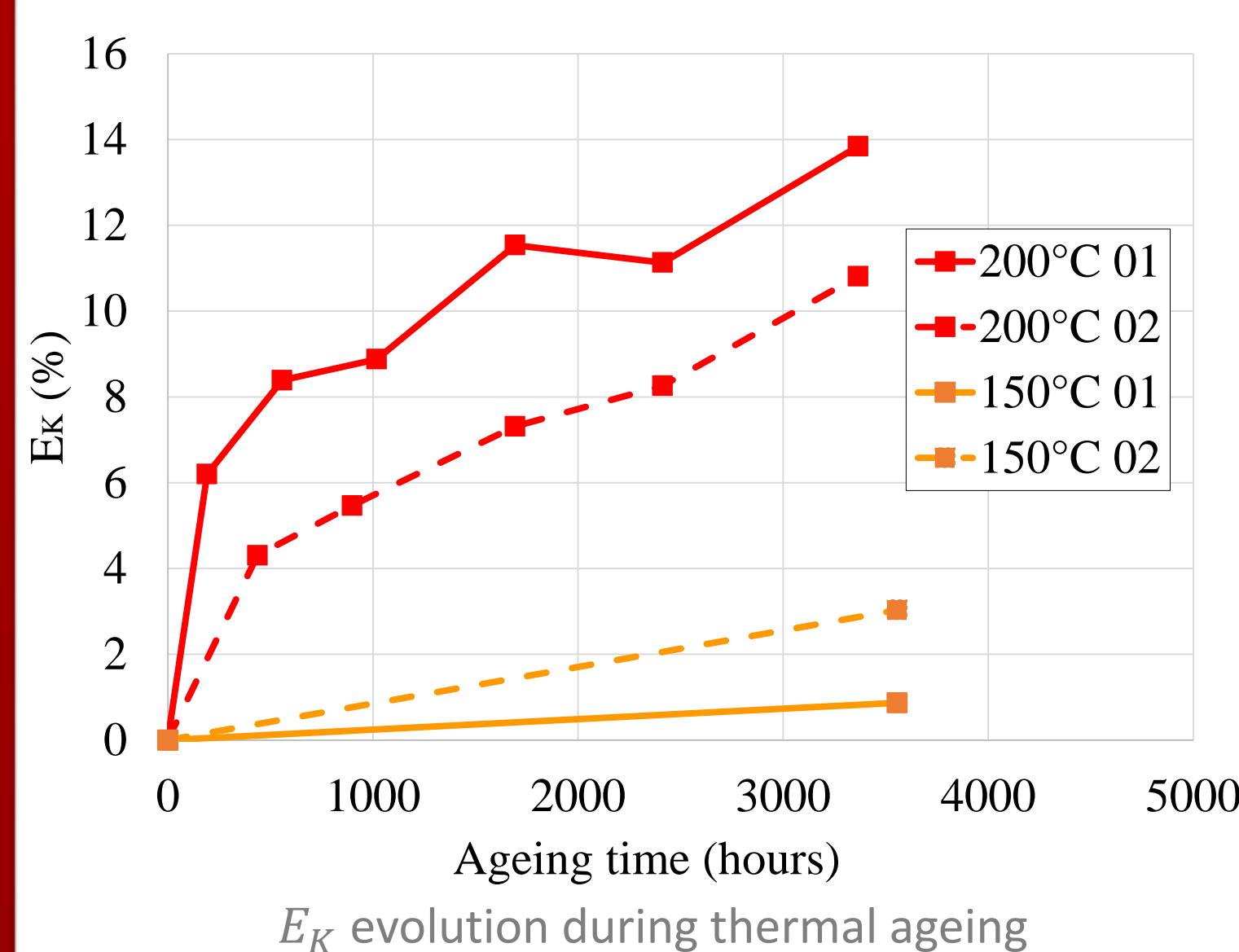
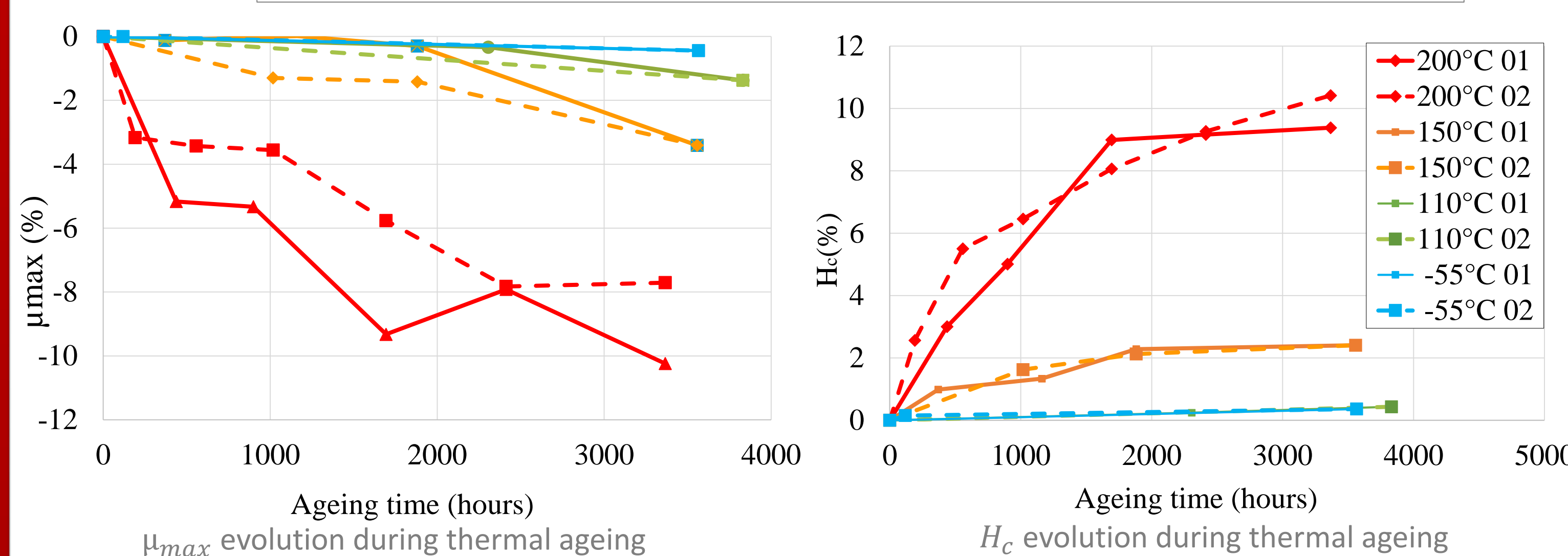


- Quasi-static hysteresis loops were measured on nanocrystalline (Z) cores.
- Monitoring macroscopique magnetic properties during ageing at four temperatures.

## Results & discussion



Remarkable degradation in coercive force  $H_c$  and maximal permeability  $\mu_{max}$  at 200 °C



Nanocrystalline (R) annealed without field aged a lot more than other nuances

## Conclusion & perspectives

- During ageing, the increase of total anisotropic energy doesn't come from the existing energies in the material. We suppose that a new energy appeared over time which disturbs domain patterns.
- Due to the applied field during the annealing, domains are forced to follow a specific direction so the new energy introduced by ageing disturbs the domain less than the case of materials annealed without field.
- We assume that the degree of this disturb depends on the competitiveness of the introduced energy with ageing compared to the anisotropy energy initially dominating in the material.
- Kerr images will be observed in further studies in aim to prove these hypotheses.

## References

- [1] Y. Yoshizawa, S. Oguma, and K. Yamauchi, "New Fe-based soft magnetic alloys composed of ultrafine grain structure," *J. Appl. Phys.*, vol. 64, no. 10, pp. 6044–6046, 1988.
- [2] G. Herzer, "Grain structure and magnetism of nanocrystalline ferromagnets," *IEEE Trans. Magn.*, vol. 25, no. 5, pp. 3327–3329, 1989.
- [3] A. Lekdim, L. Morel, and M. Raulet, "Magnetic ageing study of high and medium permeability nanocrystalline FeSiCuNbB alloys," *J. Magn. Magn. Mater.*, vol. 428, no. December 2016, pp. 260–268, 2017.
- [4] K. Yoshizawa, Y. Yamauchi, "Effect of magnetic field annealing on magnetic properties in ultrafine crystalline Fe-Cu-Nb-Si-B Alloys," *IEEE Trans. Magn.*, vol. 25, no. 5, pp. 3324–3326, 1989.
- [5] G. Herzer, Chapter 3 Nanocrystalline soft magnetic alloys, *Handb. Magn. Mater.* 10 (1997) 415–462.

Total anisotropic energy  $E_K$  increased with ageing, this energy calculated using the initial magnetization curve :

$$E_K = \int_0^{B_{sat}} H \cdot dB \approx \langle E_{K1} \rangle + E_{\lambda\sigma} + E_{Ku}$$

- Random magnetocrystalline energy

$$\langle E_{K1} \rangle \approx \langle K_1 \rangle = f_x^2 \cdot \frac{K_1 \cdot D^6}{A^2} \quad (\text{G. Herzer})$$

Microstructure measurements showed that this energy has not changed during ageing.

**This energy dominates in nanocrystalline (R)**

- Magnetoelastic energy

$$E_{\lambda\sigma} \approx K_{u\sigma} = -\frac{3}{2} \cdot \lambda_s \cdot \sigma$$

Supposing that internal stress  $\sigma$  is a constant, magnetostriction  $\lambda_s$  measurements showed that  $E_{\lambda\sigma}$  energy has decreased during ageing.

- Induced energy during annealing  $E_{Ku}$

**This energy dominates in nanocrystalline (F) and (Z)**