



HAL
open science

Structure-preserving discretization of port-Hamiltonian plate models

Andrea Brugnoli, Daniel Alazard, Valérie Pommier-Budinger, Denis Matignon

► **To cite this version:**

Andrea Brugnoli, Daniel Alazard, Valérie Pommier-Budinger, Denis Matignon. Structure-preserving discretization of port-Hamiltonian plate models. *Mathematical Theory of Networks and Systems*, Aug 2021, Cambridge, United Kingdom. pp.359-364, 10.1016/j.ifacol.2021.06.094 . hal-03349680

HAL Id: hal-03349680

<https://hal.science/hal-03349680>

Submitted on 20 Sep 2021

HAL is a multi-disciplinary open access archive for the deposit and dissemination of scientific research documents, whether they are published or not. The documents may come from teaching and research institutions in France or abroad, or from public or private research centers.

L'archive ouverte pluridisciplinaire **HAL**, est destinée au dépôt et à la diffusion de documents scientifiques de niveau recherche, publiés ou non, émanant des établissements d'enseignement et de recherche français ou étrangers, des laboratoires publics ou privés.



Open Archive Toulouse Archive Ouverte (OATAO)

OATAO is an open access repository that collects the work of some Toulouse researchers and makes it freely available over the web where possible.

This is a publisher's version published in: <https://oatao.univ-toulouse.fr/28280>

Official URL : <https://doi.org/10.1016/j.ifacol.2021.06.094>

To cite this version :

Brugnoli, Andrea and Alazard, Daniel and Pommier-Budinger, Valérie and Matignon, Denis Structure-preserving discretization of port-Hamiltonian plate models. (2021) In: Mathematical Theory of Networks and Systems, August 2021 - August 2021 (Cambridge, United Kingdom).

Any correspondence concerning this service should be sent to the repository administrator:

tech-oatao@listes-diff.inp-toulouse.fr

Structure-preserving discretization of port-Hamiltonian plate models ^{*}

Andrea Brugnoli ^{*} Daniel Alazard ^{*}
Valérie Pommier-Budinger ^{*} Denis Matignon ^{*}

^{*} ISAE-SUPAERO, Université de Toulouse, France.
10 Avenue Edouard Belin, BP-54032, 31055 Toulouse Cedex 4.
Andrea.Brugnoli@isae.fr, Daniel.Alazard@isae.fr,
Valerie.Budinger@isae.fr, Denis.Matignon@isae.fr

Abstract: Methods for discretizing port-Hamiltonian systems are of interest both for simulation and control purposes. Despite the large literature on mixed finite elements, no rigorous analysis of the connections between mixed elements and port-Hamiltonian systems has been carried out. In this paper we demonstrate how existing methods can be employed to discretize dynamical plate problems in a structure-preserving way. Based on convergence results of existing schemes, new error estimates are conjectured; numerical simulations confirm the expected behaviors.

Copyright © 2021 The Authors. This is an open access article under the CC BY-NC-ND license (<https://creativecommons.org/licenses/by-nc-nd/4.0/>)

Keywords: Port-Hamiltonian systems, Kirchhoff Plate, Mindlin-Reissner Plate, Mixed Finite Element Method, Numerical convergence

1. INTRODUCTION

Distributed port-Hamiltonian (dpH) systems, since their introduction in van der Schaft and Maschke (2002), have attracted a lot of attention. For simulation and control design purposes, a suitable, i.e. structure preserving, discretized model is needed. When dealing with higher geometrical dimensions, obtaining a finite-dimensional approximation is not an easy task. One possible strategy is to make use of finite element discretization. In Kotyczka et al. (2018) the authors provide a way to discretize systems of conservation laws using finite element exterior calculus. However, this methodology does not easily generalize to more complicated models (e.g. elasticity problems).

Thanks to Cardoso-Ribeiro et al. (2018), it has become evident that there is a strict link between discretization of port-Hamiltonian (pH) systems and mixed finite elements. Velocity-stress formulation for the wave dynamics and elastodynamics problems are indeed Hamiltonian and their mixed discretization preserves such a structure (cf. Kirby and Kieu (2015), where a symplectic in time and space scheme is constructed for the wave equation). This allows using known finite element scheme to preserve the pH structure at the discrete level.

Mixed finite elements for the wave equation have been studied in Geveci (1988); Bécache et al. (2000). For elastodynamics the construction of stable elements gets more complicated because of the presence of the symmetric stress tensor. Existing elements enforce symmetry either

strongly (Bécache et al. (2001)) or weakly (Arnold and Lee (2014); Beirão da Veiga et al. (2013)).

In this paper, the mixed finite element discretization of plate models in pH form is studied. These models have been recently presented in Brugnoli et al. (2019a,b), but without any convergence analysis. Here, available mixed finite elements for the wave dynamics and elastodynamics are adapted to the Mindlin plate problem. Error bounds are conjectured. For the Kirchhoff plate, the differential operator is of second order. Hence, more regular elements are required. The Hellan-Herrmann-Johnson scheme is used (Blum and Rannacher (1990); Arnold and Walker (2019)). It is conjectured that the convergence results valid for the static problem carry over to the dynamical case. Numerical simulations are implemented to confirm our conjectures.

The paper is organized as follows. In Section 2, plate models as port-Hamiltonian systems are briefly recalled. In Sec. 3, the weak formulation and corresponding finite element combinations are illustrated. The discretization relies on existing finite elements, hence the numerical implementation requires little effort. In Sec. 4, the numerical results, which confirm the expected behavior, are presented. The implementation is performed using the Firedrake python library (Rathgeber et al. (2017)).

2. PLATE MODELS IN PORT-HAMILTONIAN FORM

In this section the models under consideration are recalled. More details can be found in Brugnoli et al. (2019a) for the Mindlin plate and in Brugnoli et al. (2019b) for the Kirchhoff plate.

2.1 Notations

The space of all, symmetric and skew-symmetric $d \times d$ matrices are denoted by \mathbb{M} , \mathbb{S} , \mathbb{K} respectively. The space of

^{*} This work is supported by the project ANR-16-CE92-0028, entitled *Interconnected Infinite-Dimensional systems for Heterogeneous Media*, INFIDHEM, financed by the French National Research Agency (ANR) and the Deutsche Forschungsgemeinschaft (DFG). Further information is available at <https://websites.isae-supaeero.fr/infidhem/the-project>.

\mathbb{R}^d vectors is denoted by \mathbb{V} . $\Omega \subset \mathbb{R}^d$ is an open connected set. The geometric dimension of interest in this paper is $d = 2$. For a scalar field $u : \Omega \rightarrow \mathbb{R}$ the gradient is defined as

$$\text{grad}(u) = \nabla u := (\partial_{x_1} u \dots \partial_{x_d} u)^\top.$$

For a vector field $\mathbf{u} : \Omega \rightarrow \mathbb{V}$, with components u_j , the gradient (Jacobian) is defined as

$$\text{grad}(\mathbf{u})_{ij} := (\nabla \mathbf{u})_{ij} = \partial_{x_j} u_i.$$

The symmetric part of the gradient operator Grad (i. e. the deformation tensor in continuum mechanics) is thus given by

$$\text{Grad}(\mathbf{u}) := \frac{1}{2} (\nabla \mathbf{u} + \nabla^\top \mathbf{u}).$$

The Hessian operator of u is then computed as follows

$$\text{Hess}(u) = \nabla^2 u = \text{Grad}(\text{grad}(u)),$$

For a tensor field $\mathbf{U} : \Omega \rightarrow \mathbb{M}$, with components u_{ij} , the divergence is a vector, defined column-wise as

$$\text{Div}(\mathbf{U}) = \nabla \cdot \mathbf{U} := \left(\sum_{i=1}^d \partial_{x_i} u_{ij} \right)_{j=1, \dots, d}.$$

The double divergence of a tensor field \mathbf{U} is then a scalar field defined as

$$\text{div}(\text{Div}(\mathbf{U})) := \sum_{i,j=1}^d \partial_{x_i} \partial_{x_j} u_{ij}.$$

The L^2 inner products of scalar, vector and matrix fields are defined as

$$(u, v) = \int_{\Omega} u v \, d\Omega, \quad u, v : \Omega \rightarrow \mathbb{R},$$

$$(\mathbf{u}, \mathbf{v}) = \int_{\Omega} \mathbf{u} \cdot \mathbf{v} \, d\Omega, \quad \mathbf{u}, \mathbf{v} : \Omega \rightarrow \mathbb{V},$$

$$(\mathbf{U}, \mathbf{V}) = \int_{\Omega} \mathbf{U} : \mathbf{V} \, d\Omega, \quad \mathbf{U}, \mathbf{V} : \Omega \rightarrow \mathbb{M},$$

where $\mathbf{u} \cdot \mathbf{v} := \sum_i u_i v_i$ is the scalar product in \mathbb{V} and $\mathbf{U} : \mathbf{V} := \sum_{i,j} u_{ij} v_{ij}$ is the tensor contraction. The standard notation $H^m(\Omega)$ denotes the Sobolev space of square integrable functions with m^{th} derivative in L^2 and norm $\|\cdot\|_m$. In particular, $H_0^1(\Omega)$ is the space of weakly derivable functions with vanishing trace. For $\mathbb{X} \subseteq \mathbb{M}$, let

$$H(\text{div}, \Omega) = \{\mathbf{u} \in L^2(\Omega, \mathbb{V}) \mid \text{div}(\mathbf{u}) \in L^2(\Omega)\},$$

$$H(\text{Div}, \Omega; \mathbb{X}) = \{\mathbf{U} \in L^2(\Omega, \mathbb{X}) \mid \text{Div}(\mathbf{U}) \in L^2(\Omega; \mathbb{V})\},$$

which are Hilbert spaces with the norm $\|\mathbf{u}\|_{\text{div}}^2 = \|\mathbf{u}\|^2 + \|\text{div}(\mathbf{u})\|^2$, $\|\mathbf{U}\|_{\text{Div}}^2 = \|\mathbf{U}\|^2 + \|\text{Div}(\mathbf{U})\|^2$. The following abbreviations will be used

$$\begin{aligned} M &= H(\text{Div}, \Omega; \mathbb{M}), & D &= H(\text{div}, \Omega), & V &= L^2(\Omega; \mathbb{V}), \\ S &= H(\text{Div}, \Omega; \mathbb{S}), & L &= L^2(\Omega), & K &= L^2(\Omega; \mathbb{K}). \end{aligned}$$

Let \mathcal{X} be a Hilbert space, and t_f a positive real number. We denote by $L^\infty([0, t_f]; \mathcal{X})$ or $L^\infty(\mathcal{X})$ the space of functions $f : [0, t_f] \rightarrow \mathcal{X}$ for which the time-space norm $\|\cdot\|_{L^\infty([0, t_f]; \mathcal{X})}$ satisfies

$$\|f\|_{L^\infty([0, t_f]; \mathcal{X})} = \text{ess sup}_{t \in [0, t_f]} \|f\|_{\mathcal{X}} < \infty.$$

2.2 Mindlin-Reissner plate

The Mindlin model is a generalization to the 2D case of the Timoshenko beam model and is expressed by a system of

two coupled PDEs (Timoshenko and Woinowsky-Krieger (1959))

$$\begin{cases} \rho b \frac{\partial^2 w}{\partial t^2} &= \text{div}(\mathbf{q}) + f, & (\mathbf{x}, t) \in \Omega \times [0, t_f], \\ \frac{\rho b^3}{12} \frac{\partial^2 \boldsymbol{\theta}}{\partial t^2} &= \mathbf{q} + \text{Div}(\mathbf{M}) + \boldsymbol{\tau}, \end{cases} \quad (1)$$

where ρ is the mass density, b the plate thickness, w the vertical displacement, $\boldsymbol{\theta} = (\theta_x, \theta_y)^\top$ collects the deflection of the cross section along axes x and y respectively. The fields $f, \boldsymbol{\tau}$ represent distributed forces and torques. Variables \mathbf{M}, \mathbf{q} represent the momenta tensor and the shear stress. Hooke's law relates those to the curvature tensor and shear deformation vector

$$\mathbf{M} := \mathcal{D}\mathbf{K} \in \mathbb{S}, \quad \mathbf{K} := \text{Grad}(\boldsymbol{\theta}) \in \mathbb{S},$$

$$\mathbf{q} := \mathcal{C}\boldsymbol{\gamma}, \quad \boldsymbol{\gamma} := \text{grad}(w) - \boldsymbol{\theta},$$

Tensors \mathcal{D}, \mathcal{C} are symmetric positive

$$\mathcal{D}(\cdot) = \frac{E_Y b^3}{12(1-\nu^2)} [(1-\nu)(\cdot) + \nu \text{Tr}(\cdot)], \quad \mathcal{C}(\cdot) = \frac{E b k}{2(1+\nu)} (\cdot), \quad (2)$$

where E_Y is the Young modulus, ν is the Poisson modulus, k is the shear correction factor. The kinetic and potential energies E_c, E_p read

$$E_c = \frac{1}{2} \int_{\Omega} \left\{ \rho b \left(\frac{\partial w}{\partial t} \right)^2 + \frac{\rho b^3}{12} \frac{\partial \boldsymbol{\theta}}{\partial t} \cdot \frac{\partial \boldsymbol{\theta}}{\partial t} \right\} d\Omega, \quad (3)$$

$$E_p = \frac{1}{2} \int_{\Omega} \{ \mathbf{M} : \mathbf{K} + \mathbf{q} \cdot \boldsymbol{\gamma} \} d\Omega.$$

The Hamiltonian is easily written as $H = E_c + E_p$. To get a port-Hamiltonian formulation, suitable energy variables must be selected. The appropriate set is the following:

$$\alpha_w = \rho b \frac{\partial w}{\partial t}, \quad \alpha_\theta = \frac{\rho b^3}{12} \frac{\partial \boldsymbol{\theta}}{\partial t}, \quad (4)$$

$$\mathbf{A}_\kappa = \mathbf{K}, \quad \alpha_\gamma = \boldsymbol{\gamma}.$$

The co-energy variables are found by computing the variational derivatives of the Hamiltonian

$$e_w := \frac{\delta H}{\delta \alpha_w} = \frac{\partial w}{\partial t}, \quad e_\theta := \frac{\delta H}{\delta \alpha_\theta} = \frac{\partial \boldsymbol{\theta}}{\partial t}, \quad (5)$$

$$\mathbf{E}_\kappa := \frac{\delta H}{\delta \mathbf{A}_\kappa} = \mathbf{M}, \quad e_\gamma := \frac{\delta H}{\delta \alpha_\gamma} = \boldsymbol{\gamma}.$$

Energy and co-energy variables are related by a positive symmetric operator $\boldsymbol{\alpha} = \mathcal{Q}\mathbf{e}$

$$\mathcal{Q} = \text{diag}[(\rho b)^{-1}, (\rho b^3/12)^{-1}, \mathcal{D}, \mathcal{C}]. \quad (6)$$

The port-Hamiltonian system is expressed as follows

$$\frac{\partial}{\partial t} \begin{pmatrix} \alpha_w \\ \alpha_\theta \\ \mathbf{A}_\kappa \\ \alpha_\gamma \end{pmatrix} = \underbrace{\begin{bmatrix} 0 & 0 & 0 & \text{div} \\ 0 & 0 & \text{Div} & \mathbf{I}_{2 \times 2} \\ 0 & \text{Grad} & 0 & 0 \\ \text{grad} & -\mathbf{I}_{2 \times 2} & 0 & 0 \end{bmatrix}}_{\mathcal{J}} \begin{pmatrix} e_w \\ e_\theta \\ \mathbf{E}_\kappa \\ e_\gamma \end{pmatrix} + \begin{pmatrix} f \\ \boldsymbol{\tau} \\ 0 \\ 0 \end{pmatrix}. \quad (7)$$

Remark 1. The force and torque $f, \boldsymbol{\tau}$ define a distributed control \mathbf{u}_d . Together with the collocated distributed output $\mathbf{y}_d = [e_w, e_\theta]^\top$, this system defines a Dirac structure. By computing the power balance, it would be possible to add boundary variables $\mathbf{u}_\partial, \mathbf{y}_\partial$, and, consequently, to obtain a Stokes-Dirac structure. However, in this paper we focus on clamped boundary condition, i.e.

$e_w|_{\partial\Omega} = 0, \quad e_\theta|_{\partial\Omega} = 0 \implies \mathbf{u}_\partial = [e_w|_{\partial\Omega}, e_\theta|_{\partial\Omega}]^\top \equiv 0$.
More general boundary conditions may be treated as well.

2.3 Kirchhoff plate

The Kirchhoff plate model is a generalization to the 2D case of the Euler-Bernoulli beam model. The classical equations for this model are (Timoshenko and Woinowsky-Krieger (1959))

$$\rho b \frac{\partial^2 w}{\partial t^2} = -\operatorname{div}(\operatorname{Div}(\mathbf{M})) + f, \quad (\mathbf{x}, t) \in \Omega \times [0, t_f]. \quad (8)$$

As in the Mindlin model, the bending moment tensor and the curvature are related $\mathbf{M} = \mathcal{D}\mathbf{K} \in \mathbb{S}$ (with \mathcal{D} defined in (2)). Following the Kirchhoff assumption, the curvature tensor is the Hessian of the vertical displacement

$$\mathbf{K} := \operatorname{Grad}(\operatorname{grad}(w)) \in \mathbb{S}.$$

The kinetic and potential energy E_c, E_p read

$$E_c = \frac{1}{2} \int_{\Omega} \rho b \left(\frac{\partial w}{\partial t} \right)^2 d\Omega, \quad E_p = \frac{1}{2} \int_{\Omega} \mathbf{M} : \mathbf{K} d\Omega. \quad (9)$$

The Hamiltonian is then given by $H = E_c + E_p$. Selecting as energy variables

$$\alpha_w = \rho b \frac{\partial w}{\partial t}, \quad \mathbf{A}_{\kappa} = \mathbf{K}, \quad (10)$$

the co-energy variables are found by computing the variational derivatives of the Hamiltonian

$$e_w := \frac{\delta H}{\delta \alpha_w} = \frac{\partial w}{\partial t}, \quad \mathbf{E}_{\kappa} := \frac{\delta H}{\delta \mathbf{A}_{\kappa}} = \mathbf{M}. \quad (11)$$

The coercive operator linking energy and co-energy variables reads

$$\mathcal{Q} = \operatorname{diag}[(\rho b)^{-1}, \mathcal{D}]. \quad (12)$$

The port-Hamiltonian system is expressed as follows

$$\frac{\partial}{\partial t} \begin{pmatrix} \alpha_w \\ \mathbf{A}_{\kappa} \end{pmatrix} = \underbrace{\begin{bmatrix} 0 & -\operatorname{div} \circ \operatorname{Div} \\ \operatorname{Grad} \circ \operatorname{grad} & 0 \end{bmatrix}}_{\mathcal{J}} \begin{pmatrix} e_w \\ \mathbf{E}_{\kappa} \end{pmatrix} + \begin{pmatrix} f \\ 0 \end{pmatrix}. \quad (13)$$

Following Remark 1 this system would define a Stokes-Dirac if appropriate boundary variables were added. However, in this paper simply supported boundary conditions are considered, i.e.

$$e_w|_{\partial\Omega} = 0, \quad m_{nn}|_{\partial\Omega} := \mathbf{n}^{\top} \mathbf{E}_{\kappa} \mathbf{n}|_{\partial\Omega} = 0,$$

hence no boundary control is present. Differently from the Mindlin plate case, generic boundary conditions demand an accurate analysis, see for instance Blum and Rannacher (1990); Rafetseder and Zulehner (2018).

3. AVAILABLE MIXED FINITE ELEMENTS

In this section suitable semi-discretized models are derived. For the Mindlin model, two different formulation are presented: the first one enforces the symmetry of the momenta tensor strongly (§3.1), the second weakly (§3.2). For the Kirchhoff plate, the formulation is based on the non-conforming Hellan-Herrmann-Johnson method (HHJ) (§3.3).

Remark 2. System (7), (13) can be expressed using either the energy or the co-energy variables. The most adapted formulation to the existing mixed finite element literature is the co-energy one, which reads $\mathcal{Q}^{-1} \partial_t \mathbf{e} = \mathcal{J} \mathbf{e}$.

3.1 Mindlin plate with strongly imposed symmetry

The weak formulation with strongly imposed symmetry seeks $\{e_w, \mathbf{e}_{\theta}, \mathbf{E}_{\kappa}, \mathbf{e}_{\gamma}\} \in L \times V \times S \times D$ so that

$$\begin{aligned} (v_w, \rho b \dot{e}_w) &= (v_w, \operatorname{div} \mathbf{e}_{\gamma}) + (v_w, f), & v_w &\in L, \\ (\mathbf{v}_{\theta}, \rho b^3/12 \dot{e}_{\theta}) &= (\mathbf{v}_{\theta}, \operatorname{Div} \mathbf{E}_{\kappa} + \mathbf{e}_{\gamma}) + (\mathbf{v}_{\theta}, \boldsymbol{\tau}), & \mathbf{v}_{\theta} &\in V, \\ (\mathbf{V}_{\kappa}, \mathcal{D}^{-1} \dot{\mathbf{E}}_{\kappa}) &= -(\operatorname{Div} \mathbf{V}_{\kappa}, \mathbf{e}_{\theta}), & \mathbf{V}_{\kappa} &\in S, \\ (\mathbf{v}_{\gamma}, \mathcal{C}^{-1} \dot{\mathbf{e}}_{\gamma}) &= -(\operatorname{div} \mathbf{v}_{\gamma}, e_w) + (\mathbf{v}_{\gamma}, \mathbf{e}_{\theta}), & \mathbf{v}_{\gamma} &\in D. \end{aligned} \quad (14)$$

This formulation is obtained by multiplying each equation by a test function belonging to the same space as the corresponding unknown, and integrating over the domain. The final system is obtained by integrating by parts the last two lines of (7) and considering clamped boundary conditions. Obtaining stable finite elements that embed the symmetry of the stress tensor for the elastodynamics problem has proven to be a difficult task. The easiest implementation is the one presented in Bécache et al. (2000, 2001). The main disadvantage is that this scheme requires the domain to be given by a union of rectangles, as the mesh elements have to be square. However, this allows constructing a simple element for the momenta tensor. The polynomial spaces for the discretization are

$$N_k = \{p(x, y) \mid p(x, y) = \sum_{i \leq k, j \leq k} a_{ij} x^i y^j\}.$$

Given a regular mesh \mathcal{R}_h with square elements Q the following spaces are introduced as discretization spaces

$$\begin{aligned} L_h^{\text{BJT}} &= \{w_h \in L \mid \forall Q, w_h|_Q \in N_{k-1}\}, \\ V_h^{\text{BJT}} &= \{\boldsymbol{\theta}_h \in V \mid \forall Q, \boldsymbol{\theta}_h|_Q \in (N_{k-1})^2\}, \\ S_h^{\text{BJT}} &= \{m_{12} \in H^1(\Omega) \mid \forall Q, m_{12}|_Q \in N_k \\ &\quad \cup \{(m_{11}, m_{22}) \in D \mid \forall Q, (m_{11}, m_{22})|_Q \in N_k\}, \\ D_h^{\text{BJT}} &= \{\mathbf{q}_h \in D \mid \forall Q, \mathbf{q}_h|_Q \in N_k\}, \end{aligned} \quad (15)$$

where BJT stands for the initials of the authors in Bécache et al. (2000, 2001). Combining the results of both papers, the following error estimates are conjectured:

Conjecture 1. Assuming a smooth solution to problem (14), the following error estimates hold

$$\begin{aligned} \|e_w - e_w^h\|_{L^\infty(L^2)} &\lesssim h^k, \quad \|\mathbf{E}_{\kappa} - \mathbf{E}_{\kappa}^h\|_{L^\infty(L^2)} \lesssim h^k, \\ \|\mathbf{e}_{\theta} - \mathbf{e}_{\theta}^h\|_{L^\infty(L^2)} &\lesssim h^k, \quad \|\mathbf{e}_{\gamma} - \mathbf{e}_{\gamma}^h\|_{L^\infty(L^2)} \lesssim h^k, \end{aligned} \quad (16)$$

where the notation $a \lesssim b$ means $a \leq Cb$. The constant C depends only on the true solution and on the final time.

3.2 Mindlin plate with weakly imposed symmetry

Formulation (14) has to be modified to impose the symmetry of the momenta tensor weakly. Taking the weak form of the third equation in (7), we get

$$(\mathbf{V}_{\kappa}, \mathcal{D}^{-1} \dot{\mathbf{E}}_{\kappa}) = (\mathbf{V}_{\kappa}, \operatorname{Grad} \mathbf{e}_{\theta}).$$

The symmetric gradient can be rewritten as

$$\operatorname{Grad} \boldsymbol{\theta} = \operatorname{grad} \boldsymbol{\theta} - \operatorname{skw}(\operatorname{grad} \boldsymbol{\theta}),$$

where $\operatorname{skw}(\mathbf{A}) = (\mathbf{A} - \mathbf{A}^{\top})/2$ is the skew-symmetric part of matrix \mathbf{A} . Introducing the new variable $\mathbf{E}_r = \operatorname{skw}(\operatorname{grad} \boldsymbol{\theta})$, then $\{\mathbf{e}_{\theta}, \mathbf{E}_{\kappa}, \mathbf{E}_r\} \in V \times M \times K$ satisfy (remind that $\mathbf{e}_{\theta} = \partial_t \boldsymbol{\theta}$)

$$\begin{aligned} (\mathbf{V}_{\kappa}, \mathcal{D}^{-1} \dot{\mathbf{E}}_{\kappa}) &= (\mathbf{V}_{\kappa}, \operatorname{grad} \mathbf{e}_{\theta}) - (\mathbf{V}_{\kappa}, \dot{\mathbf{E}}_r), \\ &= -(\operatorname{Div} \mathbf{V}_{\kappa}, \mathbf{e}_{\theta}) - (\mathbf{V}_{\kappa}, \dot{\mathbf{E}}_r). \end{aligned}$$

The momenta tensor is weakly symmetric if $(\mathbf{V}_r, \mathbf{E}_\kappa) = 0$. The weak formulation then consists in finding $\{e_w, \mathbf{e}_\theta, \mathbf{E}_\kappa, \mathbf{e}_\gamma, \mathbf{E}_r\}$ in $L \times V \times M \times D \times K$ so that

$$\begin{aligned} (v_w, \rho b \dot{e}_w) &= (v_w, \text{div} \mathbf{e}_\gamma) + (v_w, f), & v_w &\in L, \\ (\mathbf{v}_\theta, \rho b^3 / 12 \dot{\mathbf{e}}_\theta) &= (\mathbf{v}_\theta, \text{Div} \mathbf{E}_\kappa + \mathbf{e}_\gamma) + (\mathbf{v}_\theta, \boldsymbol{\tau}), & \mathbf{v}_\theta &\in V, \\ (\mathbf{V}_\kappa, \mathcal{D}^{-1} \dot{\mathbf{E}}_\kappa) &= -(\text{Div} \mathbf{V}_\kappa, \mathbf{e}_\theta) - (\mathbf{V}_\kappa, \dot{\mathbf{E}}_r), & \mathbf{V}_\kappa &\in M, \\ (\mathbf{v}_\gamma, \mathcal{C}^{-1} \dot{\mathbf{e}}_\gamma) &= -(\text{div} \mathbf{v}_\gamma, e_w) + (\mathbf{v}_\gamma, \mathbf{e}_\theta), & \mathbf{v}_\gamma &\in D, \\ (\mathbf{V}_r, \dot{\mathbf{E}}_\kappa) &= 0, & \mathbf{V}_r &\in K, \end{aligned} \quad (17)$$

Consider a regular triangulation \mathcal{T}_h with elements T . The space of polynomials of order k on a mesh cell is denoted by P_k . The following spaces are used as discretization spaces

$$\begin{aligned} L_h^{\text{AFW}} &= \{w_h \in L \mid \forall T, w_h|_T \in P_{k-1}\}, \\ V_h^{\text{AFW}} &= \{\boldsymbol{\theta}_h \in V \mid \forall T, \boldsymbol{\theta}_h|_T \in (P_{k-1})^2\}, \\ M_h^{\text{AFW}} &= \{(m_{11}, m_{12}) \in D \mid \forall T, (m_{11}, m_{12})|_T \in BDM_{[k]}\} \\ &\quad \cup \{(m_{21}, m_{22}) \in D \mid \forall T, (m_{21}, m_{22})|_T \in BDM_{[k]}\}, \\ D_h^{\text{AFW}} &= \{\mathbf{q}_h \in D \mid \forall T, \mathbf{q}_h|_T \in RT_{[k-1]}\}, \\ K_h^{\text{AFW}} &= \{\mathbf{R}_h \in K \mid \forall T, w_h|_T \in P_{k-1}\}, \end{aligned} \quad (18)$$

where BDM are the Brezzi-Douglas-Marini elements and RT the Raviart-Thomas elements. The acronym AFW stands for Arnold-Falk-Winther. A convergence analysis for the general elastodynamics problem with weak symmetry in the $L^\infty(L^2)$ norm is detailed Arnold and Lee (2014). A convergence study for the wave equation with mixed finite elements in the $L^\infty(L^2)$ is presented in Geveci (1988). Combining the results of the two, the following error estimates are conjectured:

Conjecture 2. Assuming a smooth solution to problem (17), the following error estimates hold

$$\begin{aligned} \|e_w - e_w^h\|_{L^\infty(L^2)} &\lesssim h^k, \\ \|\mathbf{e}_\theta - \mathbf{e}_\theta^h\|_{L^\infty(L^2)} &\lesssim h^k, & \|\mathbf{E}_\kappa - \mathbf{E}_\kappa^h\|_{L^\infty(L^2)} &\lesssim h^k, \\ \|\mathbf{E}_r - \mathbf{E}_r^h\|_{L^\infty(L^2)} &\lesssim h^k, & \|\mathbf{e}_\gamma - \mathbf{e}_\gamma^h\|_{L^\infty(L^2)} &\lesssim h^k, \end{aligned} \quad (19)$$

3.3 The HHJ scheme for the Kirchhoff plate

For the Kirchhoff plate, the HHJ scheme can be used to obtain a structure-preserving discretization. The discussion follows Arnold and Walker (2019). Given the non conforming nature of this scheme, it is necessary to first introduce the discrete functional spaces and state the problem directly in discrete form. The vertical displacement is approximated using continuous Lagrange polynomials, while the momenta tensor is discretized using the HHJ element

$$\begin{aligned} W_h &= \{w_h \in H_0^1(\Omega) \mid \forall T, w_h|_T \in P_k\}, \\ U_h &= \{\mathbf{M}_h \in L^2(\Omega, \mathbb{S}) \mid \forall T, \mathbf{M}_h|_T \in P_{k-1}(\mathbb{S}), \\ &\quad \mathbf{M}_h \text{ is normal-normal continuous across elements}\}. \end{aligned} \quad (20)$$

The normal to normal continuity means that if two triangles T_1, T_2 share a common edge E then $\mathbf{n}^\top (\mathbf{M}_h|_{T_1}) \mathbf{n} = \mathbf{n}^\top (\mathbf{M}_h|_{T_2}) \mathbf{n}$ on E . Taking system (13) and multiplying the first equation by $v_w \in W_h$ and integrating over a triangle

$$\begin{aligned} -(v_w, \text{div} \text{Div} \mathbf{E}_\kappa)_T &= (\nabla v_w, \text{Div} \mathbf{E}_\kappa)_T =, \\ -(\nabla^2 v_w, \mathbf{E}_\kappa)_T &+ (\partial_n v_w, \mathbf{n}^\top \mathbf{E}_\kappa \mathbf{n})_{\partial T} + (\partial_s v_w, \mathbf{s}^\top \mathbf{E}_\kappa \mathbf{n})_{\partial T}. \end{aligned}$$

A double integration by parts is applied to get the final equation. Summing up over all triangles provides for the penultimate term

$$\sum_{T \in \mathcal{T}_h} (\partial_n v_w, \mathbf{n}^\top \mathbf{E}_\kappa \mathbf{n})_{\partial T} = \sum_{E \in \mathcal{E}_h} ([[\partial_n v_w]], m_{nn})_E,$$

where \mathcal{E}_h is the set of all edges belonging to the mesh and $[[a]] = a|_{T_1} + a|_{T_2}$ denotes the jump of a function across shared edges. For a boundary edge it is simply the value of the function. For the final term, it holds $(\partial_s v_w, \mathbf{s}^\top \mathbf{E}_\kappa \mathbf{n})_{\partial T} = 0$, since v_w is continuous across the edge boundaries and the normal switches sign. We are now in a position to state the final weak form. Given the definition

$$b_h(v_w, \mathbf{E}_\kappa) := - \sum_{T \in \mathcal{T}_h} (\nabla^2 v_w, \mathbf{E}_\kappa) + \sum_{E \in \mathcal{E}_h} ([[\partial_n v_w]], m_{nn})_E,$$

find $(e_w, \mathbf{E}_\kappa) \in W_h \times U_h$ such that

$$\begin{aligned} (v_w, \rho b \dot{e}_w) &= +b_h(v_w, \mathbf{E}_\kappa) + (v_w, f), & v_w &\in W_h, \\ (\mathbf{V}_\kappa, \mathcal{D}^{-1} \dot{\mathbf{E}}_\kappa) &= -b_h(e_w, \mathbf{V}_\kappa), & \mathbf{V}_\kappa &\in U_h. \end{aligned} \quad (21)$$

For the associated static problem, under the hypothesis of smooth solutions, optimal convergence of order $O(k)$ for $w \in H^1$ and $\mathbf{M} \in L^2$ has been established. So, it is natural to conjecture the following result for the dynamic problem:

Conjecture 3. Assuming a smooth solution for problem (21), the following error estimates hold

$$\|e_w - e_w^h\|_{L^\infty(H^1)} \lesssim h^k, \quad \|\mathbf{E}_\kappa - \mathbf{E}_\kappa^h\|_{L^\infty(L^2)} \lesssim h^k. \quad (22)$$

4. NUMERICAL EXPERIMENTS

In this section numerical test cases are used to verify the conjectured orders of convergence for the two problems. Upon discretization, system (14), (17), (21) assumes the form

$$M \dot{\mathbf{e}} = J \mathbf{e}.$$

Matrix J is skew-symmetric, matrix M is symmetric and positive definite for (14), (21) while it is symmetric but indefinite for (17), because of the multiplier that enforces the symmetry. The Firedrake library (Rathgeber et al. (2017)) is used to generate the matrices. To integrate the equations in time a Crank-Nicholson scheme has been used, for all simulations. The time step is set to $\Delta t = h/10$ to have a lower impact of the time discretization error with respect to the spatial error. The final time is set to one $t_f = 1$ [s] for all simulations. To compute the $L^\infty(\mathcal{X})$ space-time dependent norm the discrete norm $L_{\Delta t}^\infty(\mathcal{X})$ is used

$$\|\cdot\|_{L^\infty(\mathcal{X})} \approx \|\cdot\|_{L_{\Delta t}^\infty(\mathcal{X})} = \max_{t \in t_i} \|\cdot\|_{\mathcal{X}},$$

where t_i are the discrete simulation instants.

4.1 Numerical test for the Mindlin plate

Constructing an analytical solution for a vibrating Mindlin plate is far from trivial. Therefore, the solution for the static case presented in Beirão da Veiga et al. (2013) is exploited.

Step 1 Consider a distributed static force given by

$$f_s(x, y) = \frac{E_Y}{12(1 - \nu^2)} \{12y(y - 1)(5x^2 - 5x + 1)$$

$$\times [2y^2(y - 1)2 + x(x - 1)(5y^2 - 5y + 1)] + 12x(x - 1) \times (5y^2 - 5y + 1)[2x^2(x - 1)2 + y(y - 1)(5x^2 - 5x + 1)]\}.$$

The static displacement and rotation are given by

$$w_s(x, y) = \frac{1}{3}x^3(x - 1)^3y^3(y - 1)^3 - \frac{2b^2}{5(1 - \nu)}[y^3(y - 1)^3x(x - 1)(5x^2 - 5x + 1).$$

$$\theta_s(x, y) = \begin{pmatrix} y^3(y - 1)^3 x^2(x - 1)^2(2x - 1) \\ x^3(x - 1)^3 y^2(y - 1)^2(2y - 1) \end{pmatrix}$$

The static solution solves the following problem defined on the square domain $\Omega = (0, 1) \times (0, 1)$:

$$\begin{aligned} 0 &= \text{div } \mathbf{q}_s + f_s, & \mathcal{D}^{-1} \mathbf{M}_s &= \text{Grad } \theta_s, \\ 0 &= \text{Div } \mathbf{M}_s + \mathbf{q}_s, & \mathcal{C}^{-1} \mathbf{q}_s &= \text{grad } w_s - \theta_s. \end{aligned} \quad (23)$$

Step 2 Given the linear nature of the system a solution for the dynamic problem is found by multiplying the static solution by a time dependent term. For simplicity a sinus function is chosen

$$w_d(x, y, t) = w_s(x, y) \sin(t), \quad \theta_d(x, y, t) = \theta_s(x, y) \sin(t).$$

For the port-Hamiltonian system velocities are needed

$$e_w^{\text{ex}}(x, y, t) = w_s(x, y) \cos(t), \quad e_\theta^{\text{ex}}(x, y, t) = \theta_s(x, y) \cos(t).$$

The momenta and shear force are then defined by

$$\mathbf{M}_d = \mathbf{E}_\kappa^{\text{ex}} = \mathcal{D} \text{Grad } \theta_d, \quad \mathbf{q}_d = \mathbf{e}_\gamma^{\text{ex}} = \mathcal{C}(\text{grad } w_d - \theta_d)$$

Step 3 Appropriate forcing terms have to be introduced (i.e. f, τ in (1)). The force and torque in the dynamical case become

$$f_d = f_s \sin(t) + \rho b \partial_{tt} w_d, \quad \tau_d = \frac{\rho b^3}{12} \partial_{tt} \theta_d.$$

Variables ($e_w^{\text{ex}}, e_\theta^{\text{ex}}, \mathbf{E}_\kappa^{\text{ex}}, \mathbf{e}_\gamma^{\text{ex}}$) under excitations (f_d, τ_d) solve problem (7). The solution being smooth, the conjectured error estimates should hold. The numerical values of the physical parameters are reported in Table 1.

Plate parameters					
E	ρ	ν	k	h	
1 [Pa]	1 [kg/m ³]	0.3	5/6	0.1 [m]	

Table 1. Physical parameters for the Mindlin plate.

Results for the strong symmetry formulation The weak form (14) and its corresponding finite elements (15) was implemented using Firedrake extruded mesh functionality (McRae et al. (2016)). A direct solver based on an LU preconditioner is used. In Fig. 1 the errors for ($e_w, e_\theta, \mathbf{E}_\kappa, \mathbf{e}_\gamma$) are reported. As one can notice, the conjectured error estimates (16) are respected for all variables.

Results for the weak symmetry formulation Formulation (17) and its element (18) are considered here. A direct solver failed for high order cases (i.e. $k = 3$). For this reason a generalized minimal residual method is used with restart number of iterations equal to 100. In Fig. 2 the errors for variables ($e_w, e_\theta, \mathbf{E}_\kappa, \mathbf{e}_\gamma$) are reported. The errors for (e_w, e_θ, e_γ) respect the conjectured result (19). Variable \mathbf{E}_κ exhibit a superconvergence phenomenon for the case $k = 1$. In Arnold and Lee (2014) no numerical study was carried out for the case $k = 1$. The BDM elements might be responsible for such superconvergence.

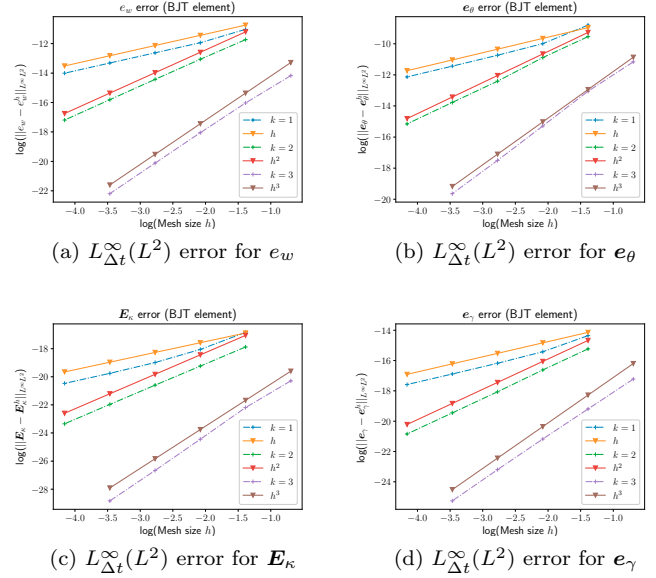


Fig. 1. Error for the Mindlin plate using the BJT elements

The convergence order of ($\mathbf{E}_\kappa, \mathbf{e}_\gamma$) deteriorates for $k = 3$ for the finest mesh. This must be linked to errors due to the underlying large saddle-point problem. Indeed in Arnold and Lee (2014) a hybridization method is used to transform the saddle-point problem into a symmetric positive definite one.

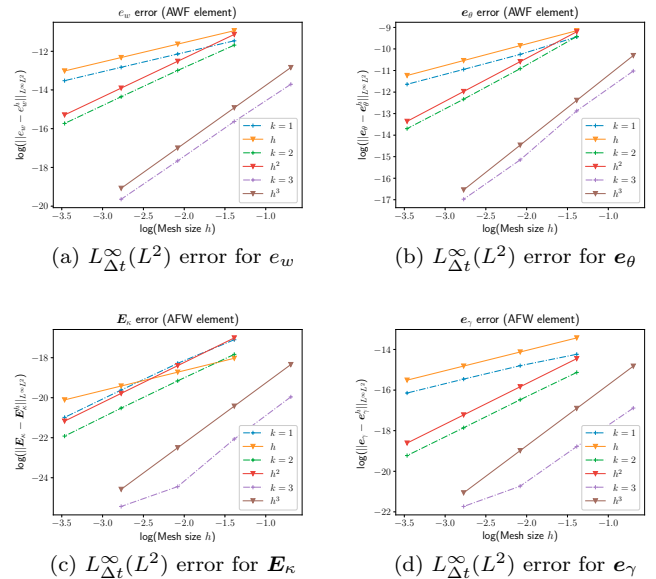


Fig. 2. Error for the Mindlin plate using the AFW elements

4.2 Numerical test for the Kirchhoff plate

An analytical solution for the Kirchhoff plate is readily available. Consider the following solution of problem (8) under simply supported conditions on a square unitary domain

$$w^{\text{ex}}(x, y, t) = \sin(\pi x) \sin(\pi y) \sin(t), \quad (x, y) \in (0, 1) \times (0, 1).$$

The forcing term is given by

$$f = (4D\pi^4 - \rho b) \sin(\pi x) \sin(\pi y) \sin(t), \quad D = \frac{E_Y b^3}{12(1 - \nu^2)}.$$

The corresponding variables in the port-Hamiltonian framework are

$$e_w^{\text{ex}} = \partial_t w^{\text{ex}}, \quad \mathbf{E}_\kappa^{\text{ex}} = \mathcal{D}\nabla^2 w^{\text{ex}}.$$

Variables $(e_w^{\text{ex}}, \mathbf{E}_\kappa^{\text{ex}})$ under excitation f solve problem (13). The physical parameters used in simulation are reported in Table 2. The weak form (21) and the finite elements (20) are considered. A direct solver with an LU preconditioner is used to compute the solution. Results are shown in Fig. 3. The conjectured error estimates are respected.

Plate parameters			
E	ρ	ν	h
136 [GPa]	5600 [kg/m ³]	0.3	0.001 [m]

Table 2. Physical parameters for the Kirchhoff plate.

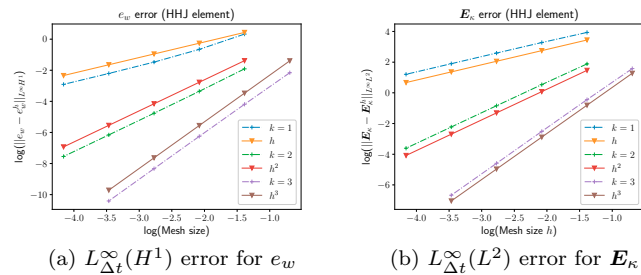


Fig. 3. Error for the Kirchhoff plate using HHJ elements

5. CONCLUSION

In this paper, the link between mixed finite element method and pH plate models has been studied. It was shown that existing elements can be used to obtain structure-preserving discretization. A rigorous error analysis is still to be done but it should be easy to prove, given the available results. Since the pH framework provides a powerful description of boundary controlled systems, it is important that numerical methods be capable of handling generic boundary conditions. The methods discussed here possess this feature in the Mindlin plate case. For the Kirchhoff plate, a promising methodology is detailed in Rafetseder and Zulehner (2018), but the dynamical case has not been considered yet. Future developments include the analysis and discretization of viscoelastic and thermoelastic problems in pH form.

ACKNOWLEDGEMENTS

The authors would like to thank Michel Salaün, Xavier Vasseur and Ghislain Haine from ISAE for the insightful and fruitful discussions.

REFERENCES

- D. Arnold and J. Lee. Mixed methods for elastodynamics with weak symmetry. *SIAM Journal on Numerical Analysis*, 52(6):2743–2769, 2014.
- D. N. Arnold and S. W. Walker. The Hellan-Herrmann-Johnson method with curved elements. *arXiv preprint arXiv:1909.09687*, 2019.
- L. Beirão da Veiga, D. Mora, and R. Rodríguez. Numerical analysis of a locking-free mixed finite element method for a bending moment formulation of Reissner-Mindlin plate model. *Numerical Methods for Partial Differential Equations*, 29(1):40–63, 2013. doi: 10.1002/num.21698.
- H. Blum and R. Rannacher. On mixed finite element methods in plate bending analysis. *Computational Mechanics*, 6(3):221–236, May 1990. ISSN 1432-0924. doi: 10.1007/BF00350239.
- A. Brugnoli, D. Alazard, V. Pommier-Budinger, and D. Matignon. Port-Hamiltonian formulation and symplectic discretization of plate models. Part I: Mindlin model for thick plates. *Applied Mathematical Modelling*, 75:940 – 960, 2019a. ISSN 0307-904X. doi: 10.1016/j.apm.2019.04.035.
- A. Brugnoli, D. Alazard, V. Pommier-Budinger, and D. Matignon. Port-Hamiltonian formulation and symplectic discretization of plate models. Part II: Kirchhoff model for thin plates. *Applied Mathematical Modelling*, 75:961 – 981, 2019b. ISSN 0307-904X. doi: 10.1016/j.apm.2019.04.036.
- E. Bécache, P. Joly, and C. Tsogka. An analysis of new mixed finite elements for the approximation of wave propagation problems. *SIAM Journal on Numerical Analysis*, 37(4):1053–1084, 2000. doi: 10.1137/S0036142998345499.
- E. Bécache, P. Joly, and C. Tsogka. A new family of mixed finite elements for the linear elastodynamic problem. *SIAM Journal on Numerical Analysis*, 39:2109–2132, 06 2001. doi: 10.1137/S0036142999359189.
- F. L. Cardoso-Ribeiro, D. Matignon, and L. Lefèvre. A structure-preserving partitioned finite element method for the 2D wave equation. In *6th IFAC Workshop on Lagrangian and Hamiltonian Methods for Nonlinear Control*, pages 1–6, Valparaíso, CL, 2018.
- T. Geveci. On the application of mixed finite element methods to the wave equations. *ESAIM: M2AN*, 22(2): 243–250, 1988. doi: 10.1051/m2an/1988220202431.
- R. C. Kirby and T. T. Kieu. Symplectic-mixed finite element approximation of linear acoustic wave equations. *Numerische Mathematik*, 130(2):257–291, Jun 2015. ISSN 0945-3245. doi: 10.1007/s00211-014-0667-4.
- P. Kotyczka, B. Maschke, and L. Lefèvre. Weak form of Stokes-Dirac structures and geometric discretization of port-Hamiltonian systems. *Journal of Computational Physics*, 361:442 – 476, 2018. ISSN 0021-9991. doi: 10.1016/j.jcp.2018.02.006.
- A. T. T. McRae, G.-T. Bercea, L. Mitchell, D. A. Ham, and C. J. Cotter. Automated generation and symbolic manipulation of tensor product finite elements. *SIAM Journal on Scientific Computing*, 38(5):S25–S47, 2016. doi: 10.1137/15M1021167.
- K. Rafetseder and W. Zulehner. A decomposition result for Kirchhoff plate bending problems and a new discretization approach. *SIAM Journal on Numerical Analysis*, 56(3):1961–1986, 2018. doi: 10.1137/17M1118427.
- F. Rathgeber, D.A. Ham, L. Mitchell, M. Lange, F. Luporini, A. T.T. McRae, G.T. Bercea, G. R. Markall, and P.H.J. Kelly. Firedrake: automating the finite element method by composing abstractions. *ACM Transactions on Mathematical Software (TOMS)*, 43(3):24, 2017.
- S. Timoshenko and S. Woinowsky-Krieger. *Theory of plates and shells*. Engineering societies monographs. McGraw-Hill, 1959.
- A.J. van der Schaft and B. Maschke. Hamiltonian formulation of distributed-parameter systems with boundary energy flow. *Journal of Geometry and Physics*, 42(1): 166 – 194, 2002. doi: 10.1016/S0393-0440(01)00083-3.