



**HAL**  
open science

## Improved impact assessment of micropollutants release from WWTPs

Rémi Servien, Coralie Leenknecht, Kevin Bonnot, Virginie Rossard, Eric Latrille, Laure Mamy, Pierre Benoit, Arnaud Hélias, Dominique Patureau

### ► To cite this version:

Rémi Servien, Coralie Leenknecht, Kevin Bonnot, Virginie Rossard, Eric Latrille, et al.. Improved impact assessment of micropollutants release from WWTPs. *Case Studies in Chemical and Environmental Engineering*, 2022, 5, pp.100172. 10.1016/j.cscee.2021.100172 . hal-03346134v2

**HAL Id: hal-03346134**

**<https://hal.science/hal-03346134v2>**

Submitted on 6 Dec 2021

**HAL** is a multi-disciplinary open access archive for the deposit and dissemination of scientific research documents, whether they are published or not. The documents may come from teaching and research institutions in France or abroad, or from public or private research centers.

L'archive ouverte pluridisciplinaire **HAL**, est destinée au dépôt et à la diffusion de documents scientifiques de niveau recherche, publiés ou non, émanant des établissements d'enseignement et de recherche français ou étrangers, des laboratoires publics ou privés.



Distributed under a Creative Commons Attribution - NonCommercial - NoDerivatives 4.0  
International License

# Improved impact assessment of micropollutants release from WWTP

Short communication

R. Servien<sup>a,b,\*</sup>, C. Leenknecht<sup>a</sup>, K. Bonnot<sup>a,c</sup>, V. Rossard<sup>a,b</sup>, E. Latrille<sup>a,b</sup>, L. Mamy<sup>c</sup>, P. Benoit<sup>c</sup>, A. Hélias<sup>d,e</sup>, D. Patureau<sup>a</sup>,

<sup>a</sup>INRAE, Univ. Montpellier, LBE, 102 Avenue des étangs, F-11000 Narbonne, France

<sup>b</sup>ChemHouse Research Group, Montpellier, France

<sup>c</sup> Université Paris-Saclay, INRAE, AgroParisTech, UMR ECOSYS, 78850, Thiverval-Grignon, France

<sup>d</sup>ITAP, Univ Montpellier, INRAE, Institut Agro, Montpellier, France

<sup>e</sup>ELSA, Research group for environmental life cycle sustainability assessment and ELSA-Pact industrial chair, Montpellier, France

\*corresponding author: [remi.servien@inrae.fr](mailto:remi.servien@inrae.fr)

## Highlights:

- Machine learning models were used to estimate missing characterization factors (CF).
- This allows complementing impact assessment of micropollutants release from WWTP.
- This impact resulted of a high-emitted mass or a high toxicological potential.

- 23 • It will help to select substances to work on for environmental restoration.
- 24 • It could be easily adapted to any other compartment or geographical context.

25

26

27

28 **Abstract:**

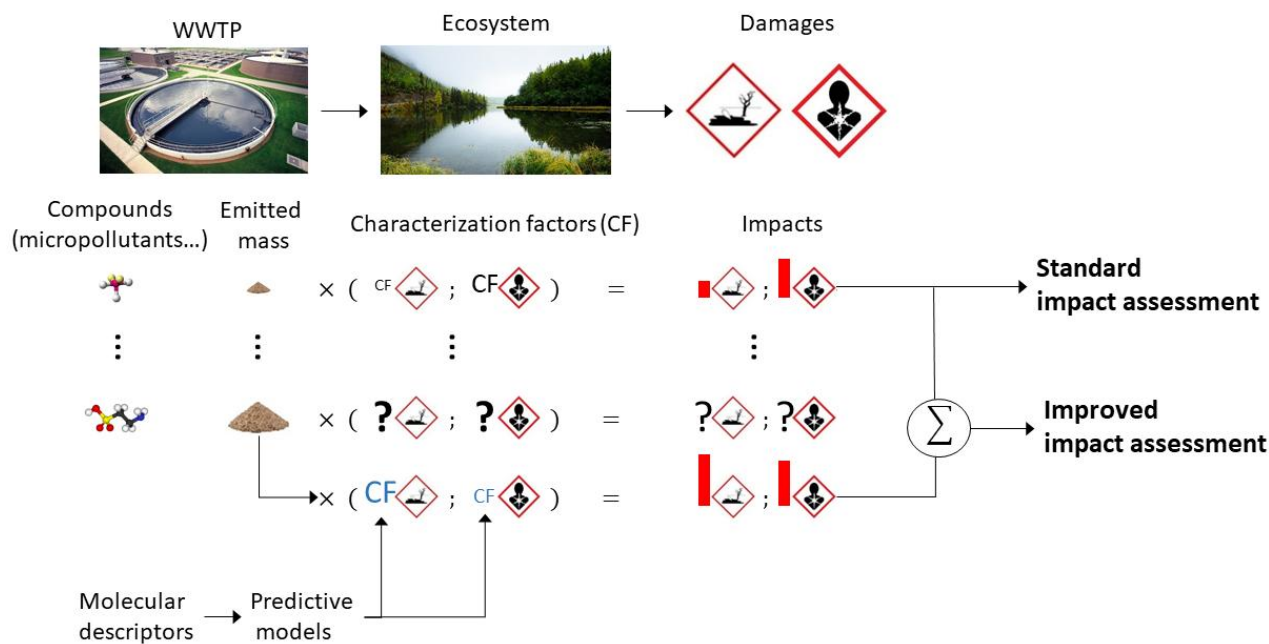
29 During wastewater treatment, incomplete elimination of micropollutants occurs..  
30 Recently, the potential impacts of the release of some micropollutants at the scale of  
31 France have been studied.. These impacts calculations were incomplete due to a  
32 lack of characterization factors. In the present study, we used already developed  
33 machine learning models to complement them. The conclusions were not modified  
34 for the impact on aquatic environment, but were mitigated for the human health  
35 impacts: the higher toxicological potential impact could be driven by a high-emitted  
36 mass, and a high number of compounds could take a significant part of the overall  
37 impact.

38

39

40

41 **Graphical Abstract:**



42

43 **Keywords:** characterization factors; (eco)-toxicity; continental freshwater; human  
 44 health; Life Cycle Assessment; machine learning.

45

46 **1. Introduction**

47 For several years, the presence of organic micropollutants such as pharmaceuticals,  
 48 pesticides, or Polycyclic Aromatic Hydrocarbons (PAH) in the effluents of wastewater  
 49 treatment plants (WWTP) is ubiquitous and has raised increasing concerns. More  
 50 than thousands of active substances are identified in wastewater and their treatment  
 51 within the plants remains incomplete (Addamo et al., 2005; Aemig et al., 2021). In  
 52 parallel, with increasingly accurate and efficient analytical technologies, more and  
 53 more compounds are detected at low concentrations ( $\text{ng.L}^{-1}$  to  $\mu\text{g.L}^{-1}$ ) in rivers,  
 54 groundwater, surface water, and drinking water (Bayer et al., 2014). Incomplete  
 55 removal and release of micropollutants into the aquatic environment represents a  
 56 potential danger to human health and to the aquatic environment of continental

57 freshwater. The identification and quantification of the potential impact of toxic  
58 substances induce the development of new sustainable process technologies of  
59 targeted substances and represent a great challenge for the safety of aquatic  
60 ecosystems (Rosenbaum et al., 2008; Zhu et al., 2015).

61 Recently, Aemig et al. (2021) identified 261 organic micropollutants in the effluents of  
62 French WWTP. The toxicological and ecotoxicological impacts of 94 and 88  
63 micropollutants, respectively, were quantified by multiplying the emitted mass of the  
64 compound in the total volume of effluents from French WWTPs by their  
65 characterization factors (Lindim et al., 2019). Characterization factors (CF) are used  
66 in the Life Cycle Assessment (LCA) framework to represent the fate, the exposure,  
67 the toxicity, and the ecotoxicity of compounds, addressing human toxicity and  
68 freshwater ecotoxicity (Hauschild and Huijbregts, 2015). Results showed that a  
69 molecule can be highly toxic for the aquatic environment without necessarily being  
70 toxic for human health, and vice versa. Moreover, a high concentration does not  
71 necessarily lead to a high impact, and in the same way, a molecule with a low  
72 concentration can lead to a significant impact. As stated by Oldenkamp et al. (2018),  
73 the CF seemed to be the most important variable to explain the potential impact of a  
74 substance because the differences in terms of CF were more important than in terms  
75 of mass. The authors also pointed out that there was a significant lack of toxicological  
76 and ecotoxicological CF for many substances to draw conclusions. Up to now, if a CF  
77 is missing for any substance, the potential impact of these substances could not be  
78 estimated (*i.e.* is set equal to zero) leading to an underestimation of the potential  
79 overall impacts.

80 Recently, machine learning algorithms have been used to predict hazardous  
81 concentration 50% (HC50) based on 14 physicochemical characteristics (Hou et al.,

82 2020a) or on 691 more various variables (Hou et al., 2020b). Nevertheless, their  
83 input variables need some experiments and could be difficult to collect. This problem  
84 was tackled by Song et al. (2021) who predicted Lethal Concentration 50 (LC50)  
85 based on 2000 easy-to-obtain molecular descriptors. The TEST software (U.S. EPA,  
86 2020) also performs predictions of LC50, among other environmental parameters,  
87 based on molecular descriptors. But their output variables are not directly the CFs  
88 that are closer to the endpoints (DALY and PDF) than the HC50 or the LC50 (i.e. the  
89 acute aquatic toxicity experimental threshold). More recently, Servien et al. (2021)  
90 developed a modeling method based on machine learning approaches and 40 easy-  
91 to-obtain molecular descriptors. This approach allowed the prediction of toxicological  
92 and ecotoxicological CF in continental freshwater with an acceptable margin of error.  
93 Applying these models to estimate the missing CF could bring the assessment of the  
94 overall potential impacts closer to reality.

95 The objective of this study was thus to predict missing toxicological and  
96 ecotoxicological factors using the machine learning models developed by Servien et  
97 al. (2021). This allowed a completed assessment of the overall potential impacts (on  
98 human health and on aquatic environment) of 153 organic micropollutants in  
99 continental freshwater at the scale of France.

100

## 101 **2. Materials and Methods**

### 102 **2.1 Molecules**

103 Aemig et al. (2021) identified 261 organic micropollutants (released by WWTP)  
104 representing a potential danger to human health and aquatic environment in  
105 continental freshwater. These molecules came from (i) the Waste Framework  
106 Directive (WFD, Directive 2008/105/CE), (ii) the RSDE national action for survey and

107 reduction of hazardous substances in water (INERIS, 2016), and (iii) the AMPERES  
108 French project in which micropollutants (registered in the WFD and pharmaceuticals)  
109 were analyzed in influents and effluents of 15 WWTP (Martin Ruel et al., 2012).  
110 Among these 261 organic micropollutants, the emitted mass of 153 was estimated  
111 with 90% of the measured data above the limit of quantification. The impacts of these  
112 153 compounds, whose names are gathered in Table S1, are assessed in this work.

113

## 114 **2.2 Characterization factors**

115 Among the 153 micropollutants, Aemig et al. (2021) identified 88 compounds with  
116 characterization factors for aquatic environment ( $CF_{ET}$ ) and 94 compounds with  
117 characterization factors for human health ( $CF_{HT}$ ) for emissions in continental  
118 freshwater. These impacts were complemented (for two molecules without  $CF_{ET}$  and  
119 one without  $CF_{HT}$ ) and updated using the USEtox<sup>®</sup> (Rosenbaum et al., 2008)  
120 database, version 2.12 with a default landscape (to remain consistent with Servien et  
121 al. (2021)). USEtox<sup>®</sup> is an international consensual for characterizing human and  
122 ecotoxicological impacts of chemicals (UNEP-SETAC, 2019). It was developed by life  
123 cycle initiative under the United Nations Environmental Programme (UNEP) and the  
124 Society for Environmental Toxicology and Chemistry (SETAC) (Henderson et al.  
125 2011) to produce a transparent and consensus characterization model. This model  
126 gathers in one single characterization factor the chemical fate, the exposure, and the  
127 effect for each of the several thousands of organic and inorganic compounds. If the  
128 structure of the USEtox<sup>®</sup> multimedia model is always the same, to determine the CF  
129 of a molecule, numerous physicochemical parameters (such as solubility,  
130 hydrophobicity, degradability) and detailed toxicological and ecotoxicological data  
131 must be provided. For example, EC50 values (i.e. the effective concentration at

132 which 50% of a population died) for at least three species from three different trophic  
133 levels are required for the ecotoxicological effect factor.

134 To perform the calculation of the impacts of the 153 compounds, we computed 63  
135 missing ecotoxicological characterization factors and 58 missing toxicological  
136 characterization factors, using the machine learning models developed by Servien et  
137 al. (2021). These models predict ecotoxicological or toxicological characterization  
138 factors using 40 selected easy-to-obtain molecular descriptors, provided in Table S2.  
139 For more details on the choice of these descriptors, the interested reader is referred  
140 to Servien et al. (2014). These models are based on a comparison between global  
141 and cluster-then-predict approaches with partial least squares, support vector  
142 machines, and random forest. These models were compared to USEtox<sup>®</sup> database,  
143 exhibited small differences, and were therefore considered to be comparable. The  
144 best approaches were then selected for each cluster and each characterization  
145 factor. To apply the cluster-then-predict approaches, the cluster of each new  
146 compound needs to be estimated using a supervised clustering approach based on  
147 the clusters already obtained in Servien et al. (2021). So, the cluster of each  
148 compound was estimated using the well-known k-nearest neighbor approach through  
149 the *knn* function of the R package *class* (Ripley, 1996). Then, the models selected in  
150 Servien et al. (2021) were applied without any modification, assuming they had been  
151 previously tested on a large diversity of molecules covering the diversity of the  
152 compounds assessed in the present study. These previous tests have shown the  
153 reliability of the models to predict CFs that are missing in USEtox<sup>®</sup>.

154

### 155 **2.3 Calculation of molecular descriptors**



156 CHEM-3D of ChemOffice Ultra 12.0 (2017) molecular modeling software was used to  
157 build three-dimensional chemical structures (3D-structures) in order to calculate the  
158 quantum-chemical molecular descriptors (see Table S2). The Excel function of  
159 ChemOffice was then used to calculate the molecular weights and the Connolly  
160 surface areas. Finally, the constitutional (except the molecular weight) and the  
161 topological descriptors were calculated with Dragon 7.0 (2017).

162

#### 163 **2.4 Quantification of the potential impacts**

164 The annual volume of water effluent released into the environment by WWTP was  
165 estimated to be  $5.10^9$  m<sup>3</sup>, in France (Aemig et al., 2021). This volume was  
166 determined by multiplying the daily flow arriving at the WWTP during 365 days,  
167 assuming that it was equal to the effluent. The emitted mass of micropollutants was  
168 estimated by multiplying each concentration of the 153 micropollutants by the volume  
169 of effluent. The mass was expressed in kilograms or tons of micropollutants  
170 discharged by the WWTP effluents in one year at the national scale. The  
171 concentrations and masses are those of the Supplemental Material of Aemig et al.  
172 (2021) and are gathered in Tables S1 and S3. Total impacts on human health and  
173 aquatic environment in continental freshwater were quantified by summing the  
174 impacts of all the compounds, as it is usually done in LCA (Heijungs and Suh, 2002).  
175 Human impact is expressed in DALY (Disability-Adjusted Life Years) representing the  
176 number of negatively impacted human years, and the ecotoxicological impact is  
177 expressed in PDF (Potentially Disappeared Fraction of species) representing the  
178 potential fraction of disappeared species.

179

### 180 **3. Results and discussion**

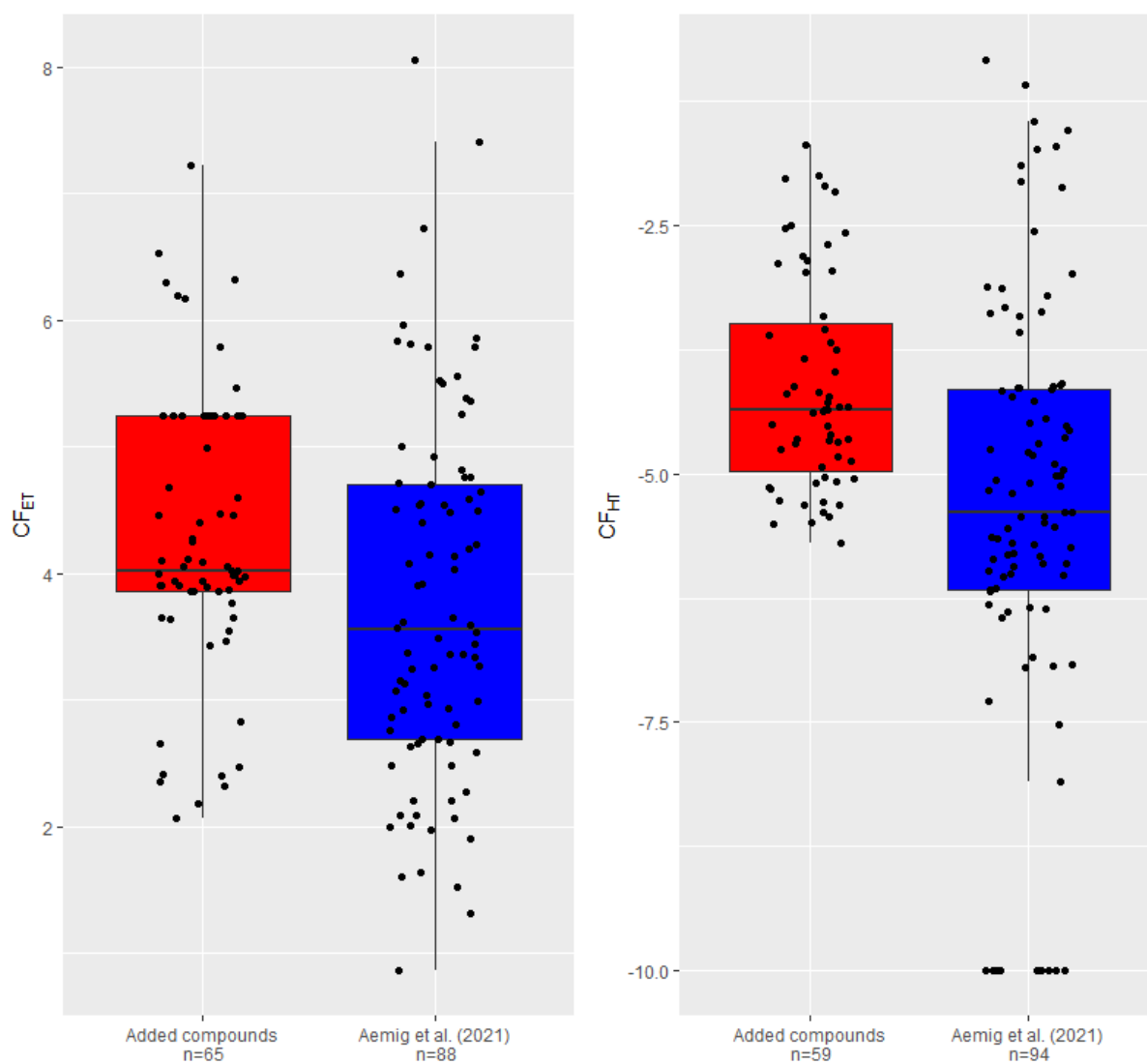
181       **3.1 Global analysis**

182       The addition of new molecules (+59 for human toxicity and +65 for ecotoxicity) more  
183       than doubled the total emitted mass (from 71.1 and 64.5 tons to 147.1 tons) of  
184       micropollutants released into freshwater in one year. We can notice in Table S1 that  
185       valsartan (137862-53-4), dichloromethane (75-09-2), irbesartan (138402-11-6),  
186       ranitidine (66357-35-5), hydrochlorothiazide (58-93-5), and AMPA (1066-51-9)  
187       represent 51% of the total mass released, and less than 4% of the micropollutants  
188       identified.

189       Regarding the CFs, the different values are reported in the boxplots of Figure 1. As  
190       usual, the CFs are log-transformed with the addition of  $1e-10$  for the  $CF_{HT}$  to avoid a  
191       computational problem with  $\log_{10}(0)$ .  $1e-10$  has been chosen to be below the  
192       minimum of the USEtox database ( $5e-9$ ).

193

194



195

196

197 **Figure 1.** Comparison of the  $\log_{10}(CF_{HT}+1e-10)$  and  $\log_{10}(CF_{ET})$  for the compounds  
 198 taken into account in Aemig et al. (2021) and the added compounds for which the  
 199 CFs are calculated using the models in Servien et al. (2021).

200

201 Figure 1 suggests that the added compounds have globally a higher CF than those of  
 202 Aemig et al. (2021), but that the more extreme compounds, with the highest CF  
 203 values, were already included in their study.

204 In more details, for the  $CF_{HT}$  (resp.  $CF_{ET}$ ), the  $\log_{10}$  median of the value of the  
 205 compounds of Aemig et al. (2021) is 1.1  $\log_{10}$  (resp. 0.5  $\log_{10}$ ) smaller than that of the  
 206 added compounds. For the  $CF_{HT}$ , the minimum, the first and third quartiles, the mean,  
 207 and the median values of the compounds of Aemig et al. (2021) are all more than 0.7  
 208  $\log_{10}$  smaller than those of the added compounds. The differences are somewhat  
 209 similar for the  $CF_{ET}$ . But, for both CF, the maxima were higher in the compounds of  
 210 the study of Aemig et al. (2021). All these descriptive values are given in Table S4.

211

### 212 3.2 Impact on the aquatic environment

213 Aemig et al. (2021) showed that 99% of the total impact was induced by only 2% of  
 214 the total emitted mass and 10 molecules. Thus, as a comparison with the addition of  
 215 65 molecules:

- 216 • 99% of the impact is now induced by 38 molecules and 26% of the total mass,
- 217 • the 10 molecules with the highest impact represent 95% of the impact and 13%  
 218 of the total mass (Table 1),
- 219 • among the 10 most impactful, four were different from the previous study
- 220 • the total impact has increased by only 10%.

221

222 **Table 1.** List of the 10 molecules with the highest aquatic environment impact. The  
 223 underlined molecules were not taken into account in Aemig et al. (2021).

CAS Number	Name	Impact (%)	Emitted		$CF_{ET}$ (PDF·m <sup>3</sup> ·d)	PDF
			mass (%)	mass (kg)		
52315-07-8	Cypermethrin	77,16	0,47	7,0E+02	2,5E+07	1,8E+10
50-28-2	17-beta-estradiol	4,76	0,01	9,6E+00	1,1E+08	1,1E+09

<u>154-21-2</u>	<u>Lincomycin</u>	3,97	0,31	4,5E+02	2,0E+06	9,0E+08
<u>42399-41-7</u>	<u>Diltiazem</u>	2,54	0,02	3,5E+01	1,6E+07	5,8E+08
26787-78-0	Amoxicillin	2,33	0,07	1,0E+02	5,3E+06	5,3E+08
	1,2,5,6,9,10-					
3194-55-6	Hexabromocyclododecane	1,21	0,20	3,0E+02	9,3E+05	2,7E+08
74070-46-5	Aclonifene	0,95	0,44	6,5E+02	3,3E+05	2,2E+08
<u>58-93-5</u>	<u>Hydrochlorothiazide</u>	0,88	4,64	6,8E+03	2,9E+04	2,0E+08
188425-85-6	Boscalid	0,86	0,22	3,2E+02	6,1E+05	1,9E+08
<u>66357-35-5</u>	<u>Ranitidine</u>	0,57	6,80	1,0E+04	1,3E+04	1,3E+08
Total		95.22	13.17	-	-	-

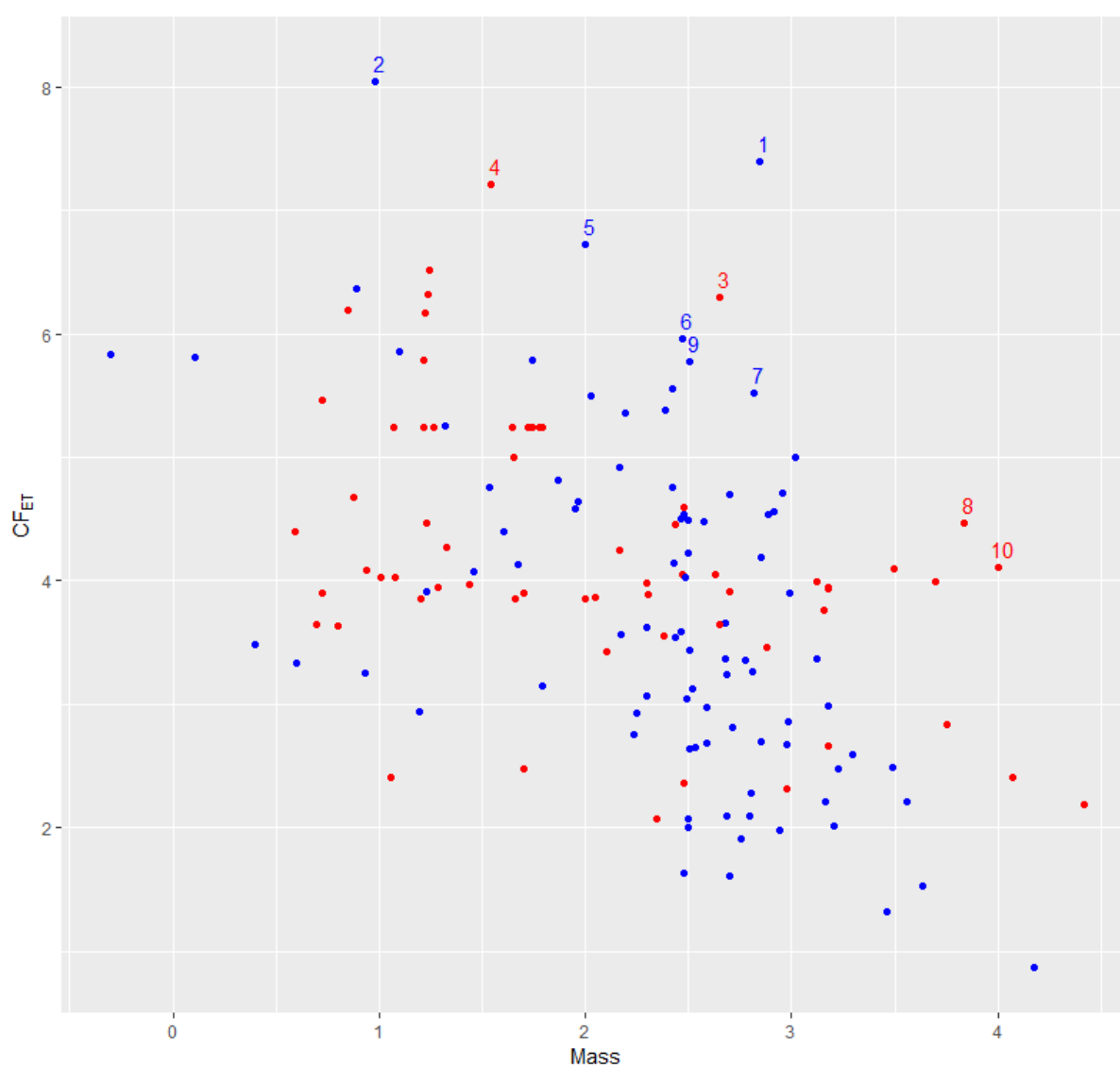
224

225 According to Aemig et al. (2021), cypermethrin accounted for 82% of the total impact.  
226 In this work, the addition of the 65 compounds slightly decreased this percentage to  
227 77%. If cypermethrin is not taken into account in the calculation of the total impact,  
228 the first nine most impactful compounds represent 80% of the total impact and 13%  
229 of the total emitted mass, highlighting that the total impact is due to only a small  
230 number of molecules and a small amount of the total mass. The four molecules  
231 added in the top ten are pharmaceuticals: one antibiotic (lincomycin from the  
232 lincosamide class), one calcium channel blocker (diltiazem), one diuretic usually used  
233 in combination with irbesartan for the treatment of hypertensive disease  
234 (hydrochlorothiazide), and one acid-reflux treatment (ranitidine). For the two latter,  
235 the released mass is quite high, representing near 12% of the total mass, but their  
236 low CF led to a net contribution to the impact of less than 1%. As the most impactful  
237 compounds (with impacts greater than 1%) represent only a very small percentage of  
238 the total mass, the impact is mainly due to their high ecotoxicological value, given by  
239 the  $CF_{ET}$ . According to Figure 1, it can be expected that the addition of a set of

240 compounds with higher  $CF_{ET}$  would increase a lot the global impacts. However, these  
241 impacts are mainly due to extreme values of  $CF_{ET}$  that are not present in our new set  
242 of compounds, as shown in Figure 2. We could also see that some added  
243 compounds have a high mass but a too low  $CF_{ET}$  to have a significant effect on the  
244 overall impact.

245

246



247

248 **Figure 2** – $CF_{ET}$  of the 153 studied compounds as a function of the emitted mass  
249 (both in log scale). Compounds of Aemig et al. (2021) are in blue, the new ones are

250 in red. The numbers represent the 10 most impactful compounds, in decreasing order  
251 (*i.e.* the same order as Table 1).

252 The detailed results for all the 153 compounds can be found in Table S1.

253

254

### 255 **3.2 Impact on Human health**

256 As for the aquatic environment, a very important part of the total impact (94%) was  
257 induced by a very small percentage of the total emitted mass (4%) and a very few  
258 numbers of molecules (only eight) (Aemig et al., 2021). Thus, as a comparison, with  
259 the addition of the 59 new molecules:

- 260 • 94% of the impact is now induced by 20 molecules and 33% of the total mass,
- 261 • the eight molecules with the highest impact represent 82% of the impact and 27%  
262 of the total mass (Table 2),
- 263 •
- 264 • the total impact has increased of 25%.

265

266 **Table 2.** List of the 10 molecules with the highest human health impact. The  
267 underlined molecules were not taken into account in Aemig et al. (2021).

CAS Number	Name	Impact	Emitted	Emitted	CF <sub>HT</sub> (DALY/kg)	DALY
		(%)	mass (%)	mass (kg)		
53-86-1	Indomethacin	25,77	0,64	9,4E+02	7,5E-03	7,06
205-99-2	Benzo(b)fluoranthene	18,34	0,04	6,2E+01	8,1E-02	5,02
115-32-2	Dicofol	16,33	0,17	2,4E+02	1,8E-02	4,47
207-08-9	Benzo(k)fluoranthene	6,67	0,04	5,3E+01	3,5E-02	1,83

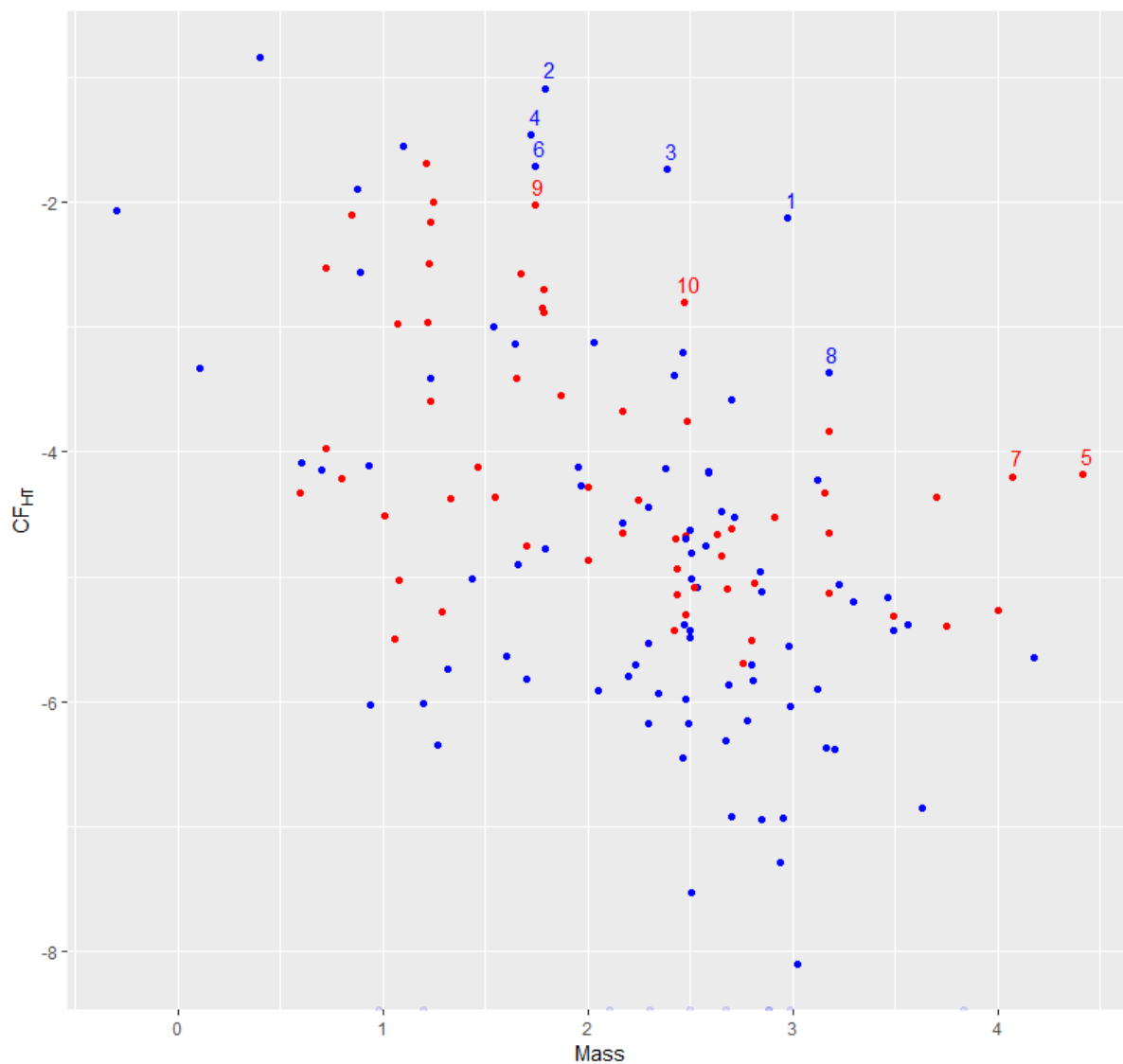
<u>137862-53-4</u>	<u>Valsartan</u>	6,23	17,71	2,6E+04	6,5E-05	1,71
193-39-5	Indeno(1,2,3-cd)pyrene	3,94	0,04	5,5E+01	1,9E-02	1,08
<u>138402-11-6</u>	<u>Irbesartan</u>	2,75	8,05	1,2E+04	6,3E-05	0,75
15307-86-5	Diclofenac	2,33	1,01	1,5E+03	4,3E-04	0,64
<u>465-73-6</u>	<u>Isodrin</u>	1,88	0,04	5,5E+01	9,4E-03	0,52
	<u>1,3,5,7,9,11-</u>					
<u>25637-99-4</u>	<u>Hexabromocyclododecane</u>	1,69	0,20	3,0E+02	1,6E-03	0,46
Total		85.94	27.94			

268

269 The main conclusion of the study of Aemig et al. (2021) (only a small number of  
270 molecules and a small percentage of the mass led to nearly all the impact) has now  
271 to be seriously mitigated for the  $CF_{HT}$ . Depending on the compound, a high impact  
272 (*i.e.* higher than 1%) could be driven by a high mass, a high  $CF_{HT}$ , or a combination  
273 of both (Figure 3).

274





275  
 276 **Figure 3** -  $CF_{HT}$  of the 153 compounds as a function of the emitted mass (both in log  
 277 scale). Compounds of Aemig et al. (2021) are in red, the new ones are in blue. The  
 278 numbers represent the 10 most impactful compounds, in decreasing order (*i.e.* the  
 279 same order as Table 2). The transparent points at the bottom are the compounds  
 280 with a  $CF_{HT}$  equal to zero.

281  
 282 Second, the number of molecules needed to reach 94% of the total impact has been  
 283 multiplied by more than two (8 to 20) highlighting a more equal distribution of the  
 284 impacts among the compounds. In the ten most impactful molecules, four have been

285 added by the present study. Among these four compounds, two are anti-hypertensive  
286 drugs, valsartan, and irbesartan, which contributed to the impact (Table 2) thanks to  
287 their very high masses released in the environment that could be linked to their high  
288 uses and low removal in WWTP (Boix et al., 2016). Two other molecules, the isodrin  
289 organochlorine insecticide (present in the WFD registered list with environmental  
290 quality standards and no more used in France) and the hexabromocyclododecane  
291 (HBCDD) flame retardant (included in the persistent mobile toxic (PBT) substances  
292 list of very high concern requiring authorization before use in EU and progressively  
293 banned since 2011(ECHA, 2008)) contributed to the impact because of their high  
294 toxicity, similarly to the first two PAHs (benzo(b)fluoranthene and  
295 benzo(k)fluoranthene) (Table 2).

296 By conclusion, evaluating the human health impacts based only on the available  
297  $CF_{HT}$  could provide very uncompleted impacts (Table S3).

298

#### 299 **4 Conclusion**

300 In a previous study, 261 organic micropollutants were selected to study their potential  
301 impacts on human health and aquatic environment in continental freshwater at the  
302 scale of France. However, the lack of data did not allow quantifying the impacts for  
303 more than 1/3 of these substances (88 for aquatic environment and 94 for human  
304 health). In this work, and using a new modeling approach, we were able to estimate  
305 the impact of 153 organic micropollutants, *i.e.* for all with an estimated mass released  
306 in the environment. These results could be used to select substances on which a  
307 special effort should be made on the tertiary treatments to implement in WWTP. Also,  
308 it has been shown that, depending on the substances, a high potential impact could  
309 be due to a high emitted mass and/or a high characterization factor, especially for

310 human health. Using the machine learning models, any characterization factors can  
311 be easily estimated from the 40 easy-to-obtain molecular descriptors. Therefore, to  
312 estimate the impacts of 100% of the substances, the lack of data on the mass  
313 emitted in the environment is now the only remaining limitation. It has to be  
314 underlined that this whole methodology can be adapted to any other compartment  
315 and any other geographical context, with predictive models still to develop.

316

## 317 **Bibliography**

318

319 Addamo, M. Augugliaro, V. Di Paola, A. García-López, E. Loddo, V. Marcì, G.,  
320 Palmisano, L., 2005. Removal of drugs in aqueous systems by photoassisted  
321 degradation. *Journal of Applied Electrochemistry*, 35(7-8):765–774,  
322 <https://doi.org/10.1007/S10800-005-1630-Y>.

323 Aemig, Q., Hélias, A., Patureau, D., 2021. Impact assessment of a large panel of  
324 organic and inorganic micropollutants released by wastewater treatment plants at the  
325 scale of France. *Water Research*, 188, 116524,  
326 <https://doi.org/10.1016/j.watres.2020.116524>.

327 Bayer, A., Asner, R., Schüssler, W., Kopf, W., Weiß, K., Sengl, M., Letzel, M., 2014.  
328 Behavior of sartans (antihypertensive drugs) in wastewater treatment plants, their  
329 occurrence and risk for the aquatic environment. *Environmental Science and  
330 Pollution Research*, 21(18):10830–10839, [https://doi.org/10.1007/s11356-014-3060-  
z](https://doi.org/10.1007/s11356-014-3060-<br/>331 z).

332 Boix, C., Ibáñez, M., Sancho, J., Parsons, J., de Voogt, P., Hernández, F., 2016.  
333 Biotransformation of pharmaceuticals in surface water and during waste water  
334 treatment: Identification and occurrence of transformation products. *Journal of*  
335 *Hazardous Materials*, 302, 175-187, <https://doi.org/10.1016/j.jhazmat.2015.09.053>.

336 ChemOffice, 2017. ChemOffice Ultra 12.0 molecular modelling software, Cambridge  
337 Soft, Perkin Elmer.

338 Directive 2008/105/CE, 2008. Directive 2008/105/CE du 16/12/08 établissant des  
339 normes de qualité environnementales dans le domaine de l'eau, modifiant et  
340 abrogeant les directives du Conseil 82/176/CEE, 83/513/CEE, 84/156/CEE,  
341 84/491/CEE, 86/280CEE et modifiant la directive 20 0 0/60/CE,  
342 <https://www.legifrance.gouv.fr/jorf/id/JORFTEXT000020127782/>.

343 Dragon 7.0, 2017. Software for the calculation of molecular descriptors. Talete s.r.l.,  
344 <http://www.talete.mi.it/>.

345 ECHA, 2008. European Chemicals Agency. Member state committee support  
346 document for identification of hexabromocyclododecane and all major  
347 diastereoisomers as a substance of very high concern,  
348 [http://echa.europa.eu/chem\\_data/authorisation\\_process/candidate\\_list\\_table\\_en.asp](http://echa.europa.eu/chem_data/authorisation_process/candidate_list_table_en.asp).

349 Hauschild M.Z., and Huijbregts M.A.J., editors, 2015. Life cycle impact assessment  
350 Dordrecht:Springer Science+Business Media, [https://doi.org/10.1007/978-94-017-](https://doi.org/10.1007/978-94-017-9744-3)  
351 [9744-3](https://doi.org/10.1007/978-94-017-9744-3).

352 Henderson, A.D., Hauschild, M.Z., Van De Meent, D., Huijbregts, M.A.J., Larsen,  
353 H.F., Margni, M., McKone, T.E., Payet, J., Rosenbaum, R.K., Jolliet O., 2011.  
354 USEtox® fate and ecotoxicity factors for comparative assessment of toxic emissions  
355 in life cycle analysis: sensitivity to key chemical properties, *The International Journal*

356 of Life Cycle Assessment, 16, pp. 701-709 [https://doi.org/10.1007/s11367-011-0294-](https://doi.org/10.1007/s11367-011-0294-6)  
357 [6.](https://doi.org/10.1007/s11367-011-0294-6)

358

359 Heijungs, R., and Suh, S., 2002. *The Computational Structure of Life Cycle*  
360 *Assessment*. The Netherlands: Kluwer Academic Publisher Dordrecht,  
361 <https://doi.org/10.1007/978-94-015-9900-9>.

362 Hou, P., Jolliet, O., Zhu, J., Xu, M., 2020a. Estimate ecotoxicity characterization  
363 factors for chemicals in life cycle assessment using machine learning models.  
364 *Environment International*, 135, 105393.  
365 <https://doi.org/10.1016/j.envint.2019.105393>.

366

367 Hou, P., Zhao, B., Jolliet, O., Zhu, J., Wang, P., Xu, M., 2020b. Rapid Prediction of  
368 Chemical Ecotoxicity Through Genetic Algorithm Optimized Neural Network Models,  
369 *ACS Sustainable Chemistry & Engineering*, 8 (32), 12168-12176.  
370 <https://dx.doi.org/10.1021/acssuschemeng.0c03660>.

371

372 INERIS, 2016. Les substances dangereuses pour le milieu aquatique dans les re-  
373 jets des stations de traitement des eaux usées urbaines - action nationale de  
374 recherche et de réduction des rejets de substances dangereuses dans l'eau par les  
375 stations de traitement des eaux,  
376 [https://www.ineris.fr/sites/ineris.fr/files/contribution/Documents/rapport-drc-15-](https://www.ineris.fr/sites/ineris.fr/files/contribution/Documents/rapport-drc-15-136871-11867e-rsde-steu-v-publique-1466157070.pdf)  
377 [136871-11867e-rsde-steu-v-publique-1466157070.pdf](https://www.ineris.fr/sites/ineris.fr/files/contribution/Documents/rapport-drc-15-136871-11867e-rsde-steu-v-publique-1466157070.pdf).

378 Lindim, C., de Zwart, D., Cousins, I.T., Kutsarova, S., Kühne, R., Schüürmann, G.,  
379 2019. Exposure and ecotoxicological risk assessment of mixtures of top pre- scribed

380 pharmaceuticals in Swedish freshwaters. *Chemosphere*, 220, 344–352,  
381 <https://doi.org/10.1016/j.chemosphere.2018.12.118>.

382 Martin Ruel, S, Choubert, J.-M.M., Budzinski, H., Miège, C., Esperanza, M., Coquery,  
383 M., 2012. Occurrence and fate of relevant substances in wastewater treatment plants  
384 regarding water framework directive and future legislations. *Water Science and*  
385 *Technology*, 65, 1179–1189, <https://doi.org/10.2166/wst.2012.943>.

386 Oldenkamp, R., Hoeks, S., Cengic, M., Barbarossa, V., Burns, E.E., Boxall, A.B.A.,  
387 Ragas, A.M.J., 2018. A high-resolution spatial model to predict exposure to  
388 pharmaceuticals in European surface waters: ePiE. *Environmental Science and*  
389 *Technology*, 52, 12494–12503, <https://doi.org/10.1021/acs.est.8b03862>.

390 Ripley, B.D., 1996. *Pattern Recognition and Neural Networks*. Cambridge.

391 Rosenbaum, R.K., Margni, M., Jolliet, O., 2007. A flexible matrix algebra framework  
392 for the multimedia multipathway modelling of emission to impacts, *Environment*  
393 *International*, 33(5),624-634, <https://doi.org/10.1016/j.envint.2007.01.004>.

394 Servien, R., Mamy, L., Li, Z., Rossard, V., Latrille, E., Bessac, F., Patureau, D.,  
395 Benoit, P., 2014. TyPol - a new methodology for organic compounds clustering based  
396 on their molecular characteristics and environmental behaviour, *Chemosphere*, 111,  
397 613–622, <https://doi.org/10.1016/j.chemosphere.2014.05.020>.

398 Servien, R., Latrille, E., Patureau, D., and Hélias, A., 2021. Machine learning models  
399 based on molecular descriptors to predict human and environmental toxicological  
400 factors in continental freshwater. *Submitted*,  
401 <https://doi.org/10.1101/2021.07.20.453034>.

402 Song, R., Li, D., Chang, A., Tao, M., Qin, Y., Keller, A., Suh, S., 2021. Accelerating  
403 the pace of ecotoxicological assessment using artificial intelligence. *Ambio*.  
404 <https://doi.org/10.1007/s13280-021-01598-8>.

405  
406 UNEP-SETAC, 2019. Global Guidance for Life Cycle Impact Assessment Indicators:  
407 Volume 2, [https://www.lifecycleinitiative.org/training-resources/global-guidance-for-](https://www.lifecycleinitiative.org/training-resources/global-guidance-for-life-cycle-impact-assessment-indicators-volume-2/)  
408 [life-cycle-impact-assessment-indicators-volume-2/](https://www.lifecycleinitiative.org/training-resources/global-guidance-for-life-cycle-impact-assessment-indicators-volume-2/).

409 U.S. EPA (2020). "[User's Guide for T.E.S.T. \(version 5.1\) \(Toxicity Estimation](#)  
410 [Software Tool\): A Program to Estimate Toxicity from Molecular Structure.](#)"

411 Zhu, B., Zonja, B., Gonzalez, O., Sans, C., Pérez, S., Barceló, C., Esplugas, S., Xu,  
412 K., and Qiang, Z., 2015. Degradation kinetics and pathways of three calcium channel  
413 blockers under UV irradiation. *Water Research*, 86:9–16,  
414 <https://doi.org/10.1016/j.watres.2015.05.028>.