



HAL
open science

Believing, Bonding, Behaving, and Belonging: The Cognitive, Emotional, Moral, and Social Dimensions of Religiousness across Cultures

Vassilis Saroglou, Magali Clobert, Adam Cohen, Kathryn Johnson, Kevin Ladd, Matthieu van Pachterbeke, Lucia Adamovova, Joanna Blogowska, Pierre-Yves Brandt, Cem Safak Çukur, et al.

► To cite this version:

Vassilis Saroglou, Magali Clobert, Adam Cohen, Kathryn Johnson, Kevin Ladd, et al.. Believing, Bonding, Behaving, and Belonging: The Cognitive, Emotional, Moral, and Social Dimensions of Religiousness across Cultures. *Journal of Cross-Cultural Psychology*, 2020, 51 (7-8), pp.551-575. 10.1177/0022022120946488 . hal-03341192

HAL Id: hal-03341192

<https://hal.science/hal-03341192v1>

Submitted on 3 Jun 2024

HAL is a multi-disciplinary open access archive for the deposit and dissemination of scientific research documents, whether they are published or not. The documents may come from teaching and research institutions in France or abroad, or from public or private research centers.

L'archive ouverte pluridisciplinaire **HAL**, est destinée au dépôt et à la diffusion de documents scientifiques de niveau recherche, publiés ou non, émanant des établissements d'enseignement et de recherche français ou étrangers, des laboratoires publics ou privés.

AperTO - Archivio Istituzionale Open Access dell'Università di Torino

Believing, Bonding, Behaving, and Belonging: The Cognitive, Emotional, Moral, and Social Dimensions of Religiousness across Cultures

This is a pre print version of the following article:

Original Citation:

Availability:

This version is available <http://hdl.handle.net/2318/1749529> since 2020-09-14T12:34:26Z

Published version:

DOI:10.1177/0022022120946488

Terms of use:

Open Access

Anyone can freely access the full text of works made available as "Open Access". Works made available under a Creative Commons license can be used according to the terms and conditions of said license. Use of all other works requires consent of the right holder (author or publisher) if not exempted from copyright protection by the applicable law.

(Article begins on next page)

Journal of Cross-Cultural Psychology

Believing, Bonding, Behaving, and Belonging: The Cognitive, Emotional, Moral, and Social Dimensions of Religiousness across Cultures

Journal:	<i>Journal of Cross-Cultural Psychology</i>
Manuscript ID	Draft
Manuscript Type:	Original Manuscripts
Keyword:	Religion/Morality, Personality, Values, Attitudes, Beliefs, Cultural Psychology, Religious Dimensions, Life Satisfaction, Cross-Religious Differences

SCHOLARONE™
Manuscripts

1
2
3
4
5
6
7
8
9
10
11
12
13
14
15 Believing, Bonding, Behaving, and Belonging: The Cognitive, Emotional, Moral, and Social
16
17 Dimensions of Religiousness across Cultures
18
19
20
21
22
23
24
25
26
27
28
29
30
31
32
33
34
35
36
37
38
39
40
41
42
43
44
45
46
47
48
49
50
51
52
53
54
55
56
57
58
59
60

For Peer Review

RELIGIOUSNESS, PERSONALITY, AND CULTURE

2

Abstract

Based on theorization on the four basic dimensions of religiousness, *Believing*, *Bonding*, *Behaving*, and *Belonging*, and corresponding cognitive, emotional, moral, and social motives and functions of religion (Saroglou, 2011), we developed a measure and investigated cross-cultural consistency of the four dimensions as well interindividual and cross-cultural variability. Data were collected from 15 countries varying in religious heritage: Catholicism, Protestantism, Christian Orthodoxy, Judaism, Islam, and Buddhism/Taoism ($N = 3,218$). Beyond their high interrelation and common personality correlates (agreeableness and conscientiousness) due to the underlying global religiosity, the four dimensions were distinct across cultures and religions, less interrelated in Eastern Asia compared to the West, differentially preferred across cultural zones, and characterized by distinct features. Believing and bonding were related to spirituality and were preferred in Western secular societies. Behaving and belonging were related to fundamentalism, need for closure, and low openness, and were not disfavored in more religious societies. Furthermore, bonding, belonging, and behaving predicted increased life satisfaction through, respectively, agreeableness, extraversion, and low existential quest, whereas believing predicted decreased life satisfaction through high existential quest. Thus, the multidimensionality of religiousness seems deeply rooted in distinct psychological dispositions attestable at both the individual and the cultural levels.

Keywords

Religious Dimensions, Big Five Personality Traits, Cross-Cultural Differences, Life Satisfaction, Closed-Mindedness

Believing, Bonding, Behaving, and Belonging: The Cognitive, Emotional, Moral, and Social
Dimensions of Religiousness across Cultures

Religiousness can be conceived as a global orientation of overall positive versus negative--or indifferent--attitudes regarding religion. Global religiousness predicts many psychological outcomes at the intraindividual, interpersonal, and intergroup levels, especially if the key comparison is between believers and non-believers (Tsang & McCullough, 2003). These outcomes are often similar across cultures (Saroglou & Cohen, 2013).

However, one must also acknowledge multidimensionality in religiousness and interindividual and cross-cultural variation in religious forms (Hill, 2013; Saroglou & Cohen, 2013). For instance, religiosity can be intrinsic or extrinsic in the underlying motivations, valuing doubt or fundamentalist, inclusive or exclusive of others, and colored by positive or negative emotionality. At the cultural level too, some groups are more strongly characterized by, for instance, intrinsic versus extrinsic (Cohen, Gorvine, & Gorvine, 2013), or inclusive versus exclusive (Clobert, Saroglou, & Hwang, 2017) religiosity. Typically, religiosity that is intrinsic, questing, inclusive, and of positive emotionality is considered as positive and mature. The opposite kinds of religiosity usually predict negative outcomes.

We argue that beyond such variability that distinguishes between positive and negative forms of religiosity, researchers should also be interested in a more basic distinction between four dimensions of religiosity: believing, bonding, behaving, and belonging. These dimensions reflect different in *nature* (cognitive, emotional, moral, and social), and not in *quality* (positive versus negative), motives and processes. The present work focuses on this distinction, its measurement, and interindividual and cultural variability.

Four Basic Religious Dimensions: Believing, Bonding, Behaving, and Belonging

These four dimensions reflecting the cognitive, emotional, moral, and social aspects of religiousness are facets of the same global religiosity, but it is psychologically relevant to also

RELIGIOUSNESS, PERSONALITY, AND CULTURE

4

1
2
3 consider their distinctiveness. Integrating and extending previous theory (Glock, 1962; see
4 also Atran & Norenzayan, 2004; Hervieu-Léger, 1999; Hinde 1999), Saroglou (2011)
5 developed theorization where religion and religiousness are defined as including four basic
6 dimensions, named, for convenience, as *Believing*, *Bonding*, *Behaving*, and *Belonging*.
7
8 According to this theorization, the co-existence of the four dimensions within religion makes
9 religion unique with regard to proximal domains such as art, paranormal beliefs, non-
10 organized spirituality, or ideology. However, these dimensions should also reflect distinct
11 psychological characteristics and imply interindividual and cross-cultural variability.
12
13

14
15
16
17
18
19
20
21 Each of these dimensions corresponds to a specific aspect of religion, kinds of
22 religious products, and underlying ideals; as well as specific motives to become, continue, or
23 stop being religious, different ways to express religiousness, and distinct functions of religion.
24
25 The *believing* dimension refers to the cognitive aspects of religion, beliefs related to the
26 transcendence, the ideal of truth, especially regarding the big existential questions, and
27 motives and functions such as search for meaning and epistemic certainty. The *bonding*
28 dimension refers to the emotional aspects involved in the connection with the transcendence
29 and the co-religionists through religious rituals; search for oneness, awe, and inner peace; and
30 motives and functions such as emotional regulation and attachment security. The *behaving*
31 dimension refers to the moral aspect of religion implying norms and moral rules; ideals of
32 virtue, purity, and moral order; and search for self-control and a values hierarchy. Finally, the
33 *belonging* dimension refers to the social aspects of religion, insertion into a community,
34 continuity with a tradition, and the search for collective identity and social self-esteem by
35 belonging to a group with a glorious past and an eternal future.
36
37
38
39
40
41
42
43
44
45
46
47
48
49
50
51
52

53
54 Theoretically, these four dimensions not only detail *how* and *why* people *are* religious,
55 but also how and why people *become* religious (see for conversion motives: Rambo &
56 Farhadian, 2014), or *exit from* religion (see for deconversion motives: Streib, Keller, Csöff, &
57
58
59
60

Silver, 2008). For instance, nonbelievers may find religious beliefs irrational, religious rituals unsatisfactory, religious morality hypocritical, and the religious group as inhibiting autonomy (Saroglou, 2012). Moreover, these four dimensions point to different mechanisms explaining the religion-well-being link: meaning and purpose in life (Park & Slattery, 2013), positive emotions experienced in rituals (Van Cappellen, Toth-Gauthier, Saroglou, & Fredrickson, 2016), moral order-related hygienic behaviors (McCullough & Willoughby, 2009), and identification with and social support from the group (Hayward & Krause, 2013).

Psychological Distinctiveness and Cultural Variability of the Four Religious Dimensions

This work investigates the degree to which the four dimensions are, beyond their overlap due to the common underlying global religiosity, distinct from each other, and the extent to which they demonstrate psychologically meaningful variability between individuals, religions, and cultures. We hypothesized that each dimension would differentially relate to (1) specific religious orientations, (2) basic personality traits, (3) socio-cognitive orientations, and (4) well-being. Furthermore, cultural/religious groups may differ (5) in the degree to which the four dimensions are interrelated and (6) on the relative importance attributed to each of the four dimensions. To test our hypotheses, we created a measure aiming to tap the four religious dimensions in the general population and carried out an international study to address the above questions with samples from 15 countries varying in religious heritage: Catholic, mixed Protestant/Catholic, Christian Orthodox, Jewish, Muslim, and Buddhist/Taoist.

Measuring the Four Basic Dimensions of Religiousness

We created a brief measure aiming to tap the four basic dimensions of believing, bonding, behaving, and belonging. The scale's 12 items are provided in Table 1. The items were created by were created by Western European psychologists in collaboration with psychologists in the US, all of them familiar with extant measures of religiousness. The items were intended to be psychological in nature by referring to motives and functions rather than

RELIGIOUSNESS, PERSONALITY, AND CULTURE

6

1
2
3 to specific religious beliefs and practice. The number of items was limited in order to have a
4
5 measure that could easily be administered to both religious and non-religious participants, the
6
7 latter being often reluctant to answer lengthy religious measures. The measure aimed not to
8
9 exclude nonbelievers, since the various items provided the possibility to eventually express
10
11 some degree of valuing one or another aspect of religion. Similarly, the religionists can highly
12
13 endorse some, and not necessarily all, religious dimensions.
14
15

16
17 Note that our conceptualization departs in several ways from the (sociological)
18
19 classification of aspects of religiosity into belief, practice, and affiliation (Voas, 2007). In our
20
21 model, (1) the believing dimension refers not to specific religious beliefs but to religion as
22
23 meaning and connection with an abstract transcendence, (2) the bonding dimension denotes
24
25 attachment to emotions and aesthetics and not frequency of religious practice, (3) a moral
26
27 dimension is added, and (4) the focus is on attachment to a religious heritage and not
28
29 affiliation with a denomination. These specificities of our conceptualization also apply with
30
31 regard to the *Centrality of Religiosity Scale* (Huber & Huber, 2012). This 15-item scale
32
33 aggregates five dimensions, called “ideological” (beliefs), “intellectual” (acquiring religious
34
35 knowledge), “experiential” (connection with God), public practice (religious attendance), and
36
37 private practice (prayer). Moreover, our aim is to measure *distinct* types of *psychological*
38
39 *motives*, whereas the goal of the *Centrality of Religiosity Scale* is to capture religiosity as the
40
41 *aggregation* of beliefs, practice, affiliation, and religious knowledge.
42
43
44
45
46

47 Finally, our operationalization of the four religious dimensions intends to be not only
48
49 religiously “content-free”, but also fully descriptive and non-evaluative. Distinguishing
50
51 between intrinsic versus extrinsic religiosity, religion of a loving versus punishing God, and
52
53 religion-as-quest versus fundamentalism, presents the risk of some evaluative biases in favor
54
55 of a “good” versus “bad” religion. Departing from such perspective, we intended to
56
57 operationalize the four dimensions in a neutral way. We thus measured (1) religion as
58
59
60

RELIGIOUSNESS, PERSONALITY, AND CULTURE

7

1
2
3 meaning-making, be it in a fundamentalist or symbolic way, (2) religion as an experience
4
5 through rituals, replete with positive emotions or not, (3) religion as a set of values and norms,
6
7 whether favoring collectivist and “hygienic” morality or promoting care for others and justice,
8
9 and (4) religion as attachment to a community, with identity being inclusivist or exclusivist.

Distinct Psychological Characteristics

14 We expected the four religious dimensions, especially after controlling for the
15
16 common variance on general religiosity, to be only moderately inter-related and show
17
18 differential associations with two key (quasi)religious orientations--spirituality and
19
20 fundamentalism--and key psychological individual differences. The latter included the Big
21
22 Five personality traits, subjective and objective indicators of well-being, and three socio-
23
24 cognitive orientations denoting rigidity-flexibility in the existential, epistemic, and socio-
25
26 political domains, i.e., respectively, existential quest, need for closure, and authoritarianism.

Spirituality and fundamentalism

31
32
33 Before controlling for religiosity, all four dimensions should be importantly related to
34
35 spirituality, which typically correlates with religiosity since most religious people consider
36
37 spirituality as an important part of their religion (Zinnbauer & Pargament, 2005). However,
38
39 after controlling for religiosity, we hypothesized *spirituality* to be primarily associated with
40
41 the *believing* and *bonding* dimensions (see also Saroglou, 2011). This is because spirituality,
42
43 respectively, (1) is defined by the belief in transcendence and a search for meaning, and (2)
44
45 implies a strong experiential dimension, connection with the transcendence, and
46
47 interconnectedness with all beings and the world (MacDonald, 2000). The behaving
48
49 dimension could be less involved since, unlike religiosity, spirituality reflects a questing
50
51 attitude toward existential issues and is not associated with the endorsement of strict and
52
53 collectivistic morality (Deak & Saroglou, 2015). Moreover, the belonging dimension should
54
55 be unrelated to spirituality, since modern spirituality emphasizes autonomy and individuality
56
57
58
59
60

RELIGIOUSNESS, PERSONALITY, AND CULTURE

8

1
2
3 and often indifference toward institutionalized forms of religion (Johnson, Sharp, Okun,
4
5 Shariff, & Cohen, 2018; Zinnbauer & Pargament, 2005).
6

7
8 Similarly, before controlling for religiosity, our four dimensions should be highly
9
10 related to *fundamentalism*, which is an authoritarian religiosity (Rowatt, Shen, LaBouff, &
11
12 Gonzalez, 2013). High versus low fundamentalism, in the general population, maps onto high
13
14 versus low religiosity, and there exist cognitive, emotional, moral, and social forms of
15
16 fundamentalism (Saroglou, 2016). As examples, respectively, the meaning-making process is
17
18 made intra-textually (Hood, Hill, & Williamson, 2005), religious experience is marked by fear
19
20 and hate (Strozier, Terman, & Jones, 2010), collectivistic and self-control-oriented norms are
21
22 preferred over prosocial values (Johnson et al., 2016), and ingroup favoritism becomes
23
24 outgroup derogation (Rowatt et al., 2013). However, because fundamentalism is greatly
25
26 concerned with moral order, group exclusivity, and social conformity, we expected the
27
28 *behaving* and *belonging* dimensions to be more strongly related to fundamentalism than the
29
30 *believing* and *bonding* dimensions after controlling for global religiosity.
31
32
33
34

Big five personality traits

35
36
37 Previous research has shown that religiousness, across its several forms, including
38
39 fundamentalism and spirituality, is typically, though weakly, related to agreeableness and
40
41 conscientiousness. Closed-minded forms of religiosity like orthodoxy and fundamentalism,
42
43 and sometimes traditional religiosity too, are additionally related negatively to openness to
44
45 experience, whereas spirituality is positively associated with this factor. Overall, religiosity is
46
47 unrelated to neuroticism and extraversion, though in some cultures it may reflect positive
48
49 emotionality, i.e. high extraversion and/or low neuroticism (Saroglou, 2010, 2017).
50
51
52
53

54 We thus expected all four religious dimensions to relate positively to agreeableness
55
56 and conscientiousness. It is through beliefs and narratives, experiences in rituals, values and
57
58 norms, and the formation of a community that religion enhances oneness with (proximal)
59
60

1
2
3 others and self-control and life goals to achieve. Similarly, religion attracts people with
4
5 prosocial and order-oriented tendencies in the cognitive, emotional, moral, and/or social
6
7 domains. Nevertheless, compared to the other three religious dimensions, the *bonding*
8
9 dimension, because of its emotional character and the eminently social aspect of the emotions
10
11 in collective rituals, should reflect *agreeableness* in a stronger way; and the *behaving*
12
13 dimension, as it involves moral clarity and hierarchy between various norms, should be more
14
15 clearly related to *conscientiousness*. Moreover, the *behaving* and *belonging* dimensions,
16
17 because of the underlying social conformity and attachment to a tradition, should be
18
19 negatively related to *openness to experience*. *Extraversion* could be positively related to the
20
21 *bonding* and the *belonging* dimensions, because of their social aspect. Finally, we had no
22
23 reason to expect *neuroticism* to particularly relate to any specific religious dimension, because
24
25 we had operationalized the measure to tap religious dimensions that neither are colored by a
26
27 fundamentalist or liberal tendency, nor denote specifically positive or negative emotionality.
28
29
30
31
32

33 **Rigidity versus flexibility: Existential quest, need for closure, and** 34 35 **authoritarianism**

36
37 Religious orthodoxy and fundamentalism typically relate to socio-cognitive
38
39 orientations denoting rigidity and closed-mindedness such as low existential quest and high
40
41 need for closure, dogmatism, and authoritarianism. In contrast, religious quest, symbolic
42
43 belief, and modern spirituality, are either unrelated to the above constructs or related to them
44
45 in the opposite direction from orthodoxy or fundamentalism (Rowatt et al., 2013).
46
47
48

49 What about mere religiosity, i.e. the common believing and practicing of most
50
51 believers, who are neither dogmatic nor social rebels? Research in Western societies indicates
52
53 that common religiosity reflects need for closure, i.e. epistemic motivation for answers and a
54
55 search for order and predictability in one's own internal and external world (Duriez, 2003).
56
57 Similarly, common religiosity is often related to authoritarianism, though to a lesser extent
58
59
60

1
2
3 than fundamentalism (Wink, Dillon, & Prettyman, 2007), and is not accompanied by high
4
5 existential quest (Deak & Saroglou, 2015; Van Pachterbeke, Keller, & Saroglou, 2012).
6

7
8 Thus, we expected all four dimensions, because of the underlying global religiosity, to
9
10 denote low flexibility in the existential domain (not highly valuing doubt and openness to the
11
12 possibility of changing beliefs in the future), the epistemic domain (need for closure, in terms
13
14 of order and predictability), and the sociopolitical orientation of authoritarianism. However,
15
16 after controlling for global religiosity, we expected the *behaving* and *belonging* dimensions to
17
18 be associated with low existential quest and high need for closure and authoritarianism.
19

20 21 **Indicators of well-being**

22
23 We also investigated whether the four religious dimensions differentially predict well-
24
25 being. We used two indicators, one more subjective, life satisfaction, and the other, somewhat
26
27 more objective, frequency of medical visits. In principle, all four religious dimensions could
28
29 contribute to well-being. As previously mentioned, the link between religiousness and well-
30
31 being can be at least partly explained by religious beliefs, emotional experience in rituals,
32
33 self-control-oriented “hygienic” practices, and group-based factors (Park & Slattery, 2013).
34
35
36

37
38 However, the *belonging* and the *bonding* dimensions of religiousness may have a
39
40 major role given their direct influences on well-being through respectively, social support and
41
42 social identity (Hayward & Krause, 2014), and experience of and regulation of emotions
43
44 (Park & Slattery, 2013). The influences of the *behaving* and the *believing* dimensions may be
45
46 less obvious because it is unclear whether (high) clarity and certainty in existential beliefs and
47
48 normative practices is associated with well-being (Napier & Jost, 2008) or with high anxiety
49
50 (Lewis & Loewenthal, 2018). Finally, in line with the idea that the religiosity-well-being links
51
52 can be partly explained by the underlying personality traits (McCullough & Willoughby,
53
54 2009), we investigated possible differential pathways from the four religious dimensions to
55
56 well-being through the respective different personality characteristics.
57
58
59
60

Cross-Cultural/Religious Variation

Based on previous theorization having identified these four aspects (beliefs, emotions in rituals, values, and community) across religions (Glock, 1962; see also Atran & Norenzayan, 2004; Hinde, 1999), as well as emerging research indicating similar functions of religiousness across cultural contexts (Saroglou & Cohen, 2013), we first expected the four dimensions to be identifiable across religions and countries (see also Saroglou, 2011). Furthermore, beyond their universality, the four dimensions should allow us to identify meaningful and interesting cross-cultural/religious differences. Religious cultures should differ (1) in the degree to which the four dimensions are interrelated and (2) in the relative importance they attach to the four dimensions.

Degree of interrelations between the religious dimensions across cultures

The different aspects of religion seem to be more integrated in Western monotheistic contexts compared to Eastern Asian contexts (Saroglou, 2011). Eastern religions, compared to the monotheisms, imply a weaker connection between a personal god and moral order (Stark, 2001). The search for personal control is less relevant in Eastern Asian religious contexts, compared to what is the case among Western Christians (Sasaki & Kim, 2011). Similarly, Eastern Asian religiosity, compared to Christian religiosity, predicts tolerance rather than prejudice of ethnic and religious outgroups and this is because of Easterners' higher tolerance of contradiction (Clobert et al., 2017). Thus, we hypothesized that the interrelations between the four dimensions should be weaker in a cultural context marked by Buddhism/Taoism (in this study, Taiwan) compared to Western societies marked by monotheistic religions.

Differences in the relative importance of the four dimensions across cultures

An interesting source of cross-cultural variance should be the emphasis that a specific religious culture gives to one or the other religious dimension (Saroglou, 2011). First, Protestantism in the West strongly accentuates the importance of faith, belief, and meaning-

1
2
3 making, assumed to be at the heart of intrinsic religiosity (Cohen, Hall, Koenig, & Meador,
4 2005). We thus expected the *believing* dimension to be preponderant in countries of Protestant
5 tradition, including ones with mixed Catholic and Protestant influences. Second, because of
6 the importance of rituals in connecting people, the *bonding* dimension should be preponderant
7 in contexts emphasizing the role of collective rituals in maintaining tradition and culture, such
8 as Judaism and Christian Orthodoxy, which emphasize orthopraxy (Cohen et al., 2013;
9 Roudometov, 2010). Moreover, because of its emphasis on emotions, the bonding dimension
10 should be strong in cultural contexts valuing religious individual experience and favoring
11 charismatic religious forms (e.g., US). Third, a major specificity of Islam across countries,
12 compared to other religious civilizational zones, is its emphasis on traditional morality (Norris
13 & Inglehart, 2004). We thus expected the *behaving* dimension to be preponderant in a Muslim
14 cultural context (here, Turkey). Finally, given the significant role of religion with respect to
15 the ethnic identity in some nations for historical and geographical reasons (Saroglou, 2017),
16 we expected the *belonging* dimension to be preponderant in Israel and Greece.

Summary of the Expectations

17
18
19
20
21
22
23
24
25
26
27
28
29
30
31
32
33
34
35
36
37 Four religious dimensions, i.e. believing, bonding, behaving, and belonging, denoting,
38 respectively, the cognitive, emotional, moral, and social aspects of religiousness, would be
39 distinct and explain interindividual and cultural variability overall and above a unidimensional
40 conception of religiosity. We expected that: (1) the four-factor structure of the scale we
41 created to measure the four dimensions would be observable across individuals and countries
42 (here: 15 countries, six religious traditions); (2) the four dimensions would be less interrelated
43 and less strongly related to other religious measures--spirituality and fundamentalism--after
44 controlling for general religiosity; (3) the believing and bonding dimensions would
45 characterize spirituality, especially in secular contexts, and (4) all dimensions would
46 contribute to fundamentalism, but in particular the behaving and belonging dimensions.

1
2
3 Further, we expected agreeableness and conscientiousness to be positively associated
4 with all dimensions, but more clearly (5) agreeableness, to the bonding dimension, (6)
5 conscientiousness, to the behaving dimension, and (7) extraversion, to the bonding and
6 belonging dimensions. Moreover, though all four dimensions should reflect order-oriented
7 socio-cognitive orientations (low existential quest and high need for closure and
8 authoritarianism), we expected (8) the behaving and belonging dimensions to most clearly
9 reflect these socio-cognitive orientations and low openness to experience. Further, (9) all four
10 dimensions should be associated with well-being, particularly the bonding and belonging
11 dimensions, and (10) these links would be partly mediated by respective personality traits.

12
13
14
15
16
17
18
19
20
21
22
23 Finally, we expected cross-cultural differences, that is: (11) the four dimensions would
24 be more strongly interrelated in Western monotheistic compared to East Asian contexts; and
25 (12a) believing would be predominant in Protestantism, (12b) bonding in the US, (12c)
26 bonding and belonging in Christian Orthodoxy and Judaism, and (12d) behaving in Islam.

Method

Participants

27
28
29
30
31
32
33
34
35
36
37
38 In total, 3,218 participants ($M_{age} = 21.82$, $SD = 4.95$, 70.8% female), all students,
39 mostly in the humanities and social sciences, from 15 different countries or states (hereafter:
40 countries) took part voluntarily in the study. The countries included were Belgium (BE),
41 Costa Rica (CR), France (FR), Germany (DE), Greece (GR), Israel (IL), Italy (IT), Poland
42 (PL), Slovakia (SK), Spain (ES), Switzerland (CH), USA-Arizona (US-AZ), USA-Indiana
43 (US-IN), Turkey (TK), and Taiwan (TW). The sample sizes, by country, and demographics
44 are detailed in Supplementary Material Table 1. Following the general recommendations
45 made by Wolf and colleagues (Wolf, Harrington, Clark, & Miller, 2013) regarding the sample
46 size requirements for CFAs, we estimated that a sample size of 150 participants per country
47 was necessary to evaluate a four-factor model with three indicators per factor (with loadings
48
49
50
51
52
53
54
55
56
57
58
59
60

set at .80) to obtain statistical power at the recommended .80 level (Cohen, 1988). In all but one country, the sample size varied from 150 to 271 (500 in Spain).

Measures

The Four Basic Dimensions of Religiousness scale

Participants completed the 12-item scale designed to measure four distinct dimensions of religiousness, with three items per dimension (see Table 1). The scale measures positive attitudes toward and endorsement of (interest on, attachment to, investment on, valuing) (1) religious meaning-beliefs, i.e. the Believing dimension (α s ranging from .772 to .914 across countries), (2) religious ritual-emotions, i.e. the Bonding dimension (α s ranging from .727 to .940), (3) religious morality-norms, i.e. the Behaving dimension (α s ranging from .787 to .946), and (4) religious community-tradition, i.e. the Belonging dimension (α s ranging from .714 to .924). Participants rated on a 7-point Likert scale their agreement (from 1 = *totally disagree* to 7 = *totally agree*) with each item.¹

Religiosity, spirituality, and fundamentalism

We provided participants with a widely used three-item index of general, personal *religiosity* (7-point Likert scales) measuring the importance of God in life, the importance of religion in life, and the frequency of prayer (across countries, α s ranged from .80 to .95), and a one-item index of the importance of *spirituality* in their life (7-point Likert scale). *Religious fundamentalism* was measured using the short, 12-item, form of the widely used scale of Altemeyer and Hunsberger (2004) (α s ranged from .75 to .95 across countries).

Personality and well-being

The Ten-Item Personality Inventory (Gosling, Rentfrow, & Swann, 2003) was used to measure the *Big Five personality traits*: extraversion, agreeableness, conscientiousness, neuroticism, and openness to experience. As *indicators of well-being*, we used the Satisfaction with Life Scale (Diener, Emmons, Larsen, & Griffin, 1985), of five items and a 7-point Likert

1
2
3 format (α s ranging from .78 to .87 across countries), as well as the number of visits to a
4
5 doctor over the past year (from 1 = *none* to 5 = *a lot*).

8 **Socio-cognitive orientations**

9
10 Participants completed measures of *existential quest*, *need for closure*, and
11
12 *authoritarianism*. To measure flexibility on one's own attitudes toward existential issues, i.e.
13
14 valuing doubt and being open to the possibility of change one's own beliefs, we used the 9-
15
16 item Existential Quest Scale (Van Pachterbeke et al., 2012) (α s ranged from .64 to .82 across
17
18 countries). To measure the epistemic need for order and structure in the internal world and for
19
20 "an answer on a given topic, any answer ... compared to confusion and ambiguity", we used
21
22 nine items from the need for order and need for predictability subscales of the Need for
23
24 Closure Scale (Webster & Kruglanski, 1994) (α s ranged from .57 to .84 across countries).
25
26 These two facets are known to constitute the most representative dimensions of the construct
27
28 and clearly relate to religiosity per se, not necessarily a rigid one (Duriez, 2003). Finally, we
29
30 administered 12 items from the Right-Wing Authoritarianism scale (Funke's, 2005, adapted
31
32 here for the international context) comprising the three authoritarian dimensions of
33
34 conventionalism, submission, and aggression (α s ranged from .52 to .73 across countries).
35
36
37
38

39 **Results**

40 **Factorial Structure and Convergent Validity**

41
42 To confirm the distinctiveness of the four hypothesized religious dimensions, two
43
44 confirmatory factor analyses (CFAs) that compared the fit of two nested models were
45
46 conducted using AMOS, version 20. The first model was a single factor model in which all
47
48 items included in the scale contributed to a single underlying factor, i.e. religiousness. The
49
50 second model was a four-factor model corresponding to the four dimensions of religiousness
51
52 theorized. Parameters were estimated by using maximum likelihood. To account for the
53
54 nested structure of the data, we run multi-group CFAs (unconstrained model). Finally, we
55
56
57
58
59
60

RELIGIOUSNESS, PERSONALITY, AND CULTURE

16

1
2
3 conducted a chi-square difference test and compared the Akaike information criterion (AIC)
4 values (Bollen, 1989) to determine whether the two models were significantly different.
5
6

7
8 The four-factor model (Supplementary Material, Figure 1) provided an acceptable to
9 good fit ($RMSEA = .026$, $CFI = .952$, $IFI = .953$, $NFI = .932$), while the one-factor solution
10 presented a relatively poor fit to the data, according to the usual indices ($RMSEA = .043$, CFI
11 $= .854$, $IFI = .856$, $NFI = .835$). A significant difference between the chi-square for each
12 model indicated that the four-factor model was significantly better than the one-factor model:
13 four-factor model, $\chi^2(720, N = 3218) = 2264.939$; one-factor model, $\chi^2(810, N = 3218) =$
14 5519.660 ; $\Delta\chi^2 = 3254.721$, $\Delta df = 90$, $p < .001$. The four-factor model also had a much smaller
15 AIC value (3524.939) than the one-factor model (6599.660). Thus, overall, the four-factor
16 model provided a better fit for the data than the single factor solution suggesting that the Four
17 Basic Dimensions of Religiousness Scale measures well four components of religiousness.
18
19

20
21 Moreover, to ensure that the four dimensions items capture well the breath of global
22 personal religiosity, we specified in AMOS (version 20) a hierarchical model (see Supplement
23 Material, Figure 2) accounting for the nested structure of the data in which the four
24 dimensions captured by the scale's items serve as an indicator of one global latent variable
25 (G-factor). Another latent variable representing global religiosity as captured by the three-
26 item index of religiosity was then added in the model. The latent correlation between the
27 latent G-factor and global religiosity was therefore computed. The specified model
28 (unconstrained) presented a good fit to the data, $\chi^2 = 3107.994$, $df = 1120$, $RMSEA = .024$, CI
29 $= [.023-.025]$, $CFI = .952$, $IFI = .952$, $NFI = .927$, and revealed a mean correlation across
30 groups (weighted for sample size) of $r = .898$, $p < .001$, $CI = [.886, .909]$, between our latent
31 variables suggesting that the two constructs can be regarded as indistinguishable ($> r = .80$).
32
33 These results suggest that the hypothesized four factors capture well the breath of religiosity.
34
35
36
37
38
39
40
41
42
43
44
45
46
47
48
49
50
51
52
53
54
55
56
57

58 **Cross-Cultural/Religious Measurement Equivalence**

59
60

RELIGIOUSNESS, PERSONALITY, AND CULTURE

To ensure that the model described above was equivalent across countries and individuals' religious affiliations, multi-group Confirmatory Factor Analyses (CFAs) using AMOS v. 20, were conducted. We followed the analytical strategy described by Cheung and Rensvold (2002) and compared between an unconstrained model and a model constrained to present equal structural weights: (1) across the 15 countries/states varying in religious heritage, i.e. BE, CR, FR, IT, PL, SK, ES (Catholic tradition), DE, CH, US-AZ, US-IN (mixed Catholic and Protestant tradition), GR (Christian Orthodox tradition), IL (Jewish tradition), TK (Islamic tradition), and TW (Eastern religious traditions; and (2) across convictional affiliations of participants: Catholics, Protestants, Jewish, Muslims, Orthodox, Buddhists/Taoists, agnostics, atheists, and "others".

The multigroup CFAs for the 15 countries showed that the fit indices for the unconstrained model, $\chi^2 = 2264.939$, $df = 720$, $p < .001$; $CFI = .952$, $RMSEA = .026$, McDonald's $NCI = .786$, $Gamma Hat = .998$, were overall comparable to those obtained for the model constrained to present equal structural weights, $\chi^2 = 2582.693$, $df = 832$, $p < .001$; $CFI = .946$, $RMSEA = .026$, McDonald's $NCI = .762$, $Gamma Hat = .998$. The difference between the constrained and unconstrained model was not significant according to most indexes [$\Delta CFI = -.006$ (difference $< .01$), $\Delta RMSEA = .000$ (difference $< .01$), Δ McDonald's $NCI = -.02$ (difference $< -.02$), $\Delta Gamma Hat = .000$ (difference $< -.005$), except for the Chi-square test ($\Delta\chi^2 = 317.754$, $\Delta df = 112$, $p < .001$). Thus, the Four Basic Dimensions of Religiousness Scale shows dimensional invariance (four factors) and configural invariance (items' correspondence with the appropriate factor) across the 15 countries.

The multi-group CFAs for the different convictional affiliations of participants showed that the fit indices for the unconstrained model, $\chi^2 = 1773.588$, $df = 432$, $p < .001$; $CFI = .946$, $RMSEA = .032$, McDonald's $NCI = .798$, $Gamma Hat = .998$, and for the model constrained to present equal structural weights, $\chi^2 = 2033.424$, $df = 496$, $p < .001$; $CFI = .938$, $RMSEA$

= .032, McDonald's $NCI = .774$, $Gamma Hat = .997$, were quite similar. The difference between the constrained and unconstrained model was not significant: $\Delta CFI = -.008$ (difference < .01), $\Delta RMSEA = .000$ (difference < .01), Δ McDonald's $NCI = -.02$ (difference < -.02), Δ $Gamma Hat = -.001$ (difference < -.005), except for the Chi-square difference ($\Delta\chi^2 = 259.836$, $\Delta df = 64$, $p < .001$). Multi-group CFA analyses therefore showed the structural (dimensional and configural) equivalence of the Four Basic Dimensions of Religiousness Scale across religious/convictional groups.²

Correlations Between the Religious Measures across Cultures

We subsequently examined the intercorrelations between the four dimensions as well as the correlations between the four dimensions and the three other religious measures, i.e. religiosity, fundamentalism, and spirituality. To account for the nested structure of the data, instead of simple correlations we computed the mean of correlations across countries weighted by the sample size (for such an approach, see Gebauer, Sedikides, & Schrade, 2017). The four dimensions were highly intercorrelated, with coefficients of intercorrelations ranging from .67 to .81 in the total sample (see Table 2), obviously because of the common underlying religiosity distinguishing between believers and non-believers in the total population. When controlling for religiosity, the coefficients decreased and varied from .37 to .54 (see also Table 3). Similarly, all four dimensions were highly related to the general index of religiosity and importantly to spirituality and fundamentalism. However, when controlling for religiosity, spirituality was almost unrelated to the behaving and belonging dimensions (.06 and .05) and weakly related to the believing and bonding ones (.16 and .12). Fundamentalism was related weakly to the bonding and belonging dimensions (.12 and .18) and moderately to the believing and behaving ones (.23 and .25) (see also Table 2).

To test the hypotheses that the degree of intercorrelations between the four dimensions, as well of their relationship with the other three religious measures, would be

RELIGIOUSNESS, PERSONALITY, AND CULTURE

19

1
2
3 moderated by the monotheistic versus non-monotheistic character of the country's religious
4 tradition and by the religious versus secular character of the country, we created three cultural
5 groups: (1) the religious countries (of various religious monotheistic traditions), i.e. CR, GR,
6 IL, IT, PL, SK, TK, and the US; (2) the secular Western European countries, all of Catholic
7 tradition, i.e. BE, ES, and FR, or mixed Protestant-Catholic tradition, i.e. CH and DE); and (3)
8 Taiwan, a country of Eastern (Buddhist/Taoist) religious tradition.
9

10
11 To check whether significant differences exist between these three cultural groups, we
12 ran multi-group CFAs in which we compared an unconstrained model to a model constraining
13 all correlations to be equal across groups (see Supplement Material, Figure 3). Compared to
14 the unconstrained model, $\chi^2 = 5989.629$, $df = 990$, $p < .001$; $CFI = .926$, $RMSEA = .040$,
15 $McDonald's NCI = .460$, $Gamma Hat = .989$, the model constrained to present equal
16 structural correlations, $\chi^2 = 8830.565$, $df = 1144$, $p < .001$; $CFI = .887$, $RMSEA = .046$,
17 $McDonald's NCI = .303$, $Gamma Hat = .970$, presented a worse fit to the data, $\Delta\chi^2 =$
18 2840.936 , $\Delta df = 154$, $p < .001$, $\Delta CFI = -.039$ (difference $> .01$), $\Delta RMSEA = .006$ (difference
19 $< .01$), $\Delta McDonald's NCI = -.157$ (difference $> -.02$), $\Delta Gamma Hat = -.019$ (difference $>$
20 $-.005$). Thus, the intercorrelations between the four dimensions as well as their relationships
21 with other religious measures varied significantly across groups.
22

23
24 The subsequent correlations, distinct by cultural group (see Supplementary Material,
25 Table 2), showed that the four religious dimensions were importantly interrelated with each
26 other and with religiosity and spirituality in both the religious and the secular countries of
27 monotheistic traditions, but did it only moderately in Taiwan. When controlling for global
28 religiosity, all the inter-religious associations decreased in size and the above-mentioned
29 differences between the cultural zones were clearly observed. These analyses also revealed
30 that, in (religious or secular) countries of monotheistic tradition, spirituality is rather related to
31 the believing and the bonding dimensions and not to the behaving and the belonging ones (but
32
33
34
35
36
37
38
39
40
41
42
43
44
45
46
47
48
49
50
51
52
53
54
55
56
57
58
59
60

1
2
3 relates, like religiosity, to all four dimensions in Taiwan). Moreover, fundamentalism relates
4
5 to all four dimensions in the religious countries of monotheistic tradition, to the three
6
7 dimensions but not to the bonding dimension in the secularized countries, and to the
8
9 belonging one but negatively to the bonding one in East Asia (Taiwan).

12 Mean Differences by Cultural/Religious Zone

14 We distinguished, across the 15 countries, seven cultural zones: religious Catholic
15
16 countries (CR, IT, PL, SK), secular Western European countries (BE, FR, DE, ES, CH; all of
17
18 Catholic or mixed Protestant-Catholic tradition), USA (predominantly Protestant but also
19
20 Catholic), Greece (Christian Orthodox), Israel (Jewish), Turkey (Muslim), and Taiwan
21
22 (Buddhism/Taoism). To test for significant differences between the four religious dimensions
23
24 within each cultural-religious zone, we computed for each zone a repeated measure ANOVA
25
26 analysis and subsequent paired t-tests when the results were significant.

27
28 Means of the four religious dimensions by cultural zone, as well as the F s, df s, and η^2 s
29
30 of the ANOVAs, are detailed in Table 3 (see also Figure 1). In all cultural zones, the ANOVA
31
32 results were significant, as well many of the subsequent paired t-tests (see detailed statistical
33
34 information in Supplementary Material, Table 3).

35
36 Specifically, in the *secularized Western European* countries, believing and bonding
37
38 were evaluated higher than the behaving and the belonging dimensions. The behaving
39
40 dimension was even lower than the belonging dimension. In the *religious Catholic* countries,
41
42 the believing dimension was higher than the bonding and behaving dimensions, which in turn
43
44 were higher than the belonging dimension. Similarly, in *Greece*, believing was more
45
46 important than bonding, which in turn was higher than the belonging dimension; the behaving
47
48 dimension was in the middle, not differing from the believing and the bonding dimensions.

49
50 In *Israel*, the bonding dimension was the highest compared to the other three, which
51
52 did not differ with each other on importance. In *the US*, the bonding dimension was of slightly
53
54

1
2
3 higher importance compared to the behaving dimension, which in turn was higher than the
4
5 belonging dimension; the believing dimension located between, not differing from, the
6
7 bonding and the behaving dimensions. In *Turkey*, the behaving dimension was scored the
8
9 highest, being thus higher than the believing dimension, which in turn was higher than the
10
11 bonding dimension, followed by the lowest belonging dimension. Finally, in *Taiwan*, the
12
13 believing and bonding dimensions were invested to a more important degree than the
14
15 behaving and belonging dimensions, with the latest one being lower than behaving.
16
17
18

19 In sum, belonging was the lowest in almost all zones. Bonding was the highest in
20
21 Israel, whereas behaving was the highest in Turkey. In the religious Catholic countries, the
22
23 US, and Greece, with slight differences in the rank order, believing, bonding, and behaving
24
25 were overall equally valued, more than the belonging dimension. In secular Europe and
26
27 Taiwan, the believing and bonding dimensions were more valued than the other two
28
29 dimensions, with the behaving being slightly preferred over the belonging in Taiwan, whereas
30
31 the opposite being the case in secular Europe.³
32
33
34

35 **Relationships with Relevant Psychological Constructs**

36
37 To examine possible similarities and differences between the four religious
38
39 dimensions in their psychological characteristics (personality traits, socio-cognitive
40
41 orientations, and indicators of well-being), we first computed correlational analyses, in which
42
43 we also included, for comparison reasons, global religiosity and the index of spirituality.
44
45 Mean correlations across countries weighted by sample size were used to account for the
46
47 hierarchical structure of the data. Second, we investigated, using Generalized Structural
48
49 Equation Modeling (accounting for the nested structure of the data) including the random
50
51 effect of country, the unique relations of each religious dimension with the above variables
52
53 while controlling for the other ones. Third, we investigated whether relevant personality
54
55 characteristics can mediate the links between the religious dimensions and well-being.
56
57
58
59
60

Correlations between the religious dimensions and psychological constructs

All six religious measures were positively associated with *agreeableness*, *conscientiousness*, and certainty- and order-related socio-cognitive orientations in the existential (low *existential quest*), epistemic (high *need for closure*), and sociopolitical (high *right-wing authoritarianism*) domains (see Table 4). Religiosity and spirituality were related to high *extraversion*, which was also characteristic of the belonging dimension. *Neuroticism* was unrelated to any religious measure. *Openness to experience* was related positively to spirituality, but negatively to the behaving and the belonging religious dimensions. Finally, all religious measures (except spirituality) were positively associated with *life satisfaction*.⁴

Unique effects of the four religious dimensions

To further investigate unique relationships of the four religious dimensions, data were analyzed via generalized structural equation modeling (path analyses) using the Stata software, version 15. To account for the nested structure of the data, the random effect of country was included in each model. Given the number of dependent variables and as a means of streamlining the presentation of results and reducing inflation of the alpha level (due to a wide number of analyses run), three models were tested. They grouped, respectively, (1) the personality traits (extraversion, agreeableness, conscientiousness, neuroticism, and openness to experience) as predictors, (2) the two health indicators (life satisfaction and visits to doctor), and (3) the three socio-cognitive orientations (existential quest, need for closure, and authoritarianism) as outcomes. In each model, all four religious dimensions were entered as outcomes (Model 1) or predictors (Models 2 and 3) and the random effects of country, age, and gender were added as control variables.⁵ Regression coefficients are provided in Figure 2.

As far as the *basic personality traits* are concerned, paralleling the correlational analyses, the first model (Figure 2, top) showed that agreeableness and conscientiousness were associated with all four dimensions of religiosity. Extraversion was uniquely related to

the belonging dimension while neuroticism was not predictive of any religious dimension.

Finally, openness to experience negatively predicted the behaving and belonging dimensions.

Regarding *well-being* (Figure 2, middle panel), the frequency of medical visits was positively predicted by the believing dimension and negatively by the behaving one. Life satisfaction was predicted positively by the bonding and belonging dimensions and negatively by the believing one. Finally, the model including the *socio-cognitive orientations* (Figure 2, bottom) showed that the believing dimension was uniquely related to high existential quest, whereas the behaving and belonging dimension were predicting low existential quest and high authoritarianism. Moreover, the behaving dimension of religiosity was uniquely predictive of high need for closure. The bonding dimension was unrelated to any socio-cognitive construct.

Indirect effects of the religious dimensions on well-being through personality

In light of the above correlational and GSEM analyses results, we additionally explored the indirect effects of the religious dimensions on well-being through personality⁶. Prior to multilevel mediation analyses, linear mixed regression models including the random effect of country and controlling for gender and age were run to investigate the effects of personality traits and socio-cognitive orientations on health (see Supplementary Material, Tables 4 and 5). Four indirect effects of the dimensions of religiosity through personality or socio-cognitive constructs on life satisfaction (but not on the frequency of medical visits) were found, using a SPSS macro (MLmed) designed by Rockwood and Hayes (2017) to test for multilevel mediations (see Figure 3 for the regression coefficients).

First, the effect of the *bonding* dimension on high life satisfaction was partially mediated by *agreeableness*, $IE = .005$, $SE = .002$, $Z = 2.15$, $p = .032$, Monte Carlo (MC) 95% $CI = [.001, .009]$ (Figure 3, top panel). Second, there existed a significant indirect effect of the *belonging* dimension on increased life satisfaction through high *extraversion*, $IE = .012$, $SE = .004$, $Z = 2.84$, $p = .004$, Monte Carlo (MC) 95% $CI = [.004, .021]$ (Figure 3, second panel).

Moreover, an indirect effect of the *behaving* dimension on increased life satisfaction through *reduced existential quest* was found, $IE = .013$, $SE = .004$, $Z = 3.37$, $p < .001$, MC 95% $CI = [.006, .021]$ (Figure 3, third panel). Finally, the effect of the *believing* dimension on *decreased* life satisfaction was significantly mediated by *increased existential quest*, $IE = -.013$, $SE = .004$, $Z = -3.53$, $p < .001$, MC 95% $CI = [-.021, -.006]$ (Figure 3, bottom panel).

Discussion

With data from 15 countries, mostly in Europe, but also in the Americas and Asia, we provided evidence that religiousness can be conceived and measured as a multidimensional construct of individual differences, with four interrelated but distinct dimensions: *believing*, *bonding*, *behaving*, and *belonging*. These dimensions concern, respectively, the cognitive, emotional, moral, and social aspects, motives, and functions of religiousness.

We provided first evidence of the psychometric qualities of the measure, in terms of reliability, convergent and discriminant validity, and generalizability of the factorial structure across samples. Second, we found both similar and differential relationships of the four dimensions with other religious orientations, i.e. spirituality and fundamentalism, and psychological variables, i.e. personality traits, well-being, and the socio-cognitive orientations of existential quest, need for closure, and authoritarianism. Third, this work indicated both generalizability of the four dimensions across individuals and countries differing in religious affiliation and heritage (predominantly Catholic, mixed Protestant-Catholic, Christian Orthodox, Jewish, Muslim, and Buddhist/Taoist) and cross-cultural variation on the degree of their interrelation and their relative importance within various cultural zones.

As sharing common variance on global religiosity distinguishing between believers and nonbelievers in the general population, the four dimensions were highly interrelated with each other and with spirituality and fundamentalism. Moreover, they were similarly and uniquely (after controlling for common variance) associated with high agreeableness and

1
2
3 conscientiousness; and were similarly (before controlling for common variance) associated
4 with life satisfaction and low flexibility (low existential quest, high need for closure and
5 authoritarianism). These similar associations underline the idea that the religious dispositional
6 preferences for prosociality, self-control, and order preservation involve all four levels--
7 cognitive, emotional, moral, and social--and subsequent pathways for well-being. However,
8 when controlling for common variance, each of the four dimensions uniquely compared to the
9 other three, or some of them additionally, predicted distinct religious orientations and
10 psychological characteristics (for a synthesis, see Figure 5).
11
12
13
14
15
16
17
18
19
20

21 The believing and bonding dimensions were the important components of *spirituality*
22 and were preponderant in the secularized Western European countries—of Catholic or mixed
23 Catholic-Protestant traditions. The behaving and the belonging dimensions, and to some
24 extent the believing one, were associated with *fundamentalism*. The behaving dimension was
25 preponderant in a Muslim context (Turkey), and the belonging one, which was, across
26 cultures, the least endorsed, was to some degree important in a Jewish context (Israel). This
27 overall grouping of the four dimensions into two poles reminds of the two complementary
28 aspects of religion, the devotional and coalitional ones.
29
30
31
32
33
34
35
36
37
38
39

40 The above findings confirm ideas earlier developed where the combination of some of
41 the four dimensions was supposed to underline specific religious forms (Saroglou, 2011,
42 Table 3). In that model, believing *and* bonding were hypothesized to underline *spirituality*
43 (supported here), believing *and* behaving should underline *orthodoxy*, and behaving *and*
44 belonging should underline group moralism—we can call it *orthopraxy*. The latter assumption
45 was also supported here pointing out fundamentalism, primarily in its moralistic coalitional
46 aspect: behaving *and* belonging predicted authoritarianism, low openness to experience, and
47 low existential quest--fundamentalism was additionally predicted by the believing dimension.
48 It was also postulated (Saroglou, 2011) that the interrelations between the four dimensions
49
50
51
52
53
54
55
56
57
58
59
60

1
2
3 should be stronger in monotheistic contexts compared to Eastern religious ones, because of
4 the integrative character, within the former religions, of dogmas, ethics, rites, and community
5 into a unified set. The present work also provided evidence supporting this hypothesis.
6
7
8

9
10 Distinct patterns were observed of the effects of the four dimensions on life
11 satisfaction through specific individual differences. The *bonding* dimension uniquely
12 predicted life satisfaction through agreeableness. Because this dimension encompasses
13 connectedness with the transcendence and others through shared emotions experienced in
14 rituals, it is not surprising that this dimension was associated with healthy prosocial
15 orientations and thus favored well-being. There may also exist a more intrapersonal emphasis
16 on a search, through rituals, for experiencing positive emotions and/or regulation of negative
17 emotions. This dimension was slightly preponderant in an Eastern Asian religious context
18 privileging meditation, as well as in the US, where individual religious experience is favored.
19
20
21
22
23
24
25
26
27
28
29

30 The *believing* dimension showed interesting plasticity and a paradox. This dimension
31 seemed to underline fundamentalism, but it was also the only one that uniquely predicted high
32 existential quest. This variability is in principle in line with our operationalization of this
33 dimension as qualitatively neutral, i.e. as possibly denoting literal or symbolic forms of
34 religion. However, to the point it implied, in our data, high existential quest, i.e. valorization
35 of doubt, the believing dimension turned out to predict decreased life satisfaction. Though
36 unexpected, this finding seems in line with research indicating the vulnerability hidden behind
37 religion-as-quest (Burriss, Jackson, Tarpley, & Smith, 1996).⁷
38
39
40
41
42
43
44
45
46
47
48

49 The *behaving* dimension was also measured in a neutral way, i.e. not positioning the
50 items' content explicitly toward a morality of care and justice or toward collectivist and self-
51 control-oriented values. The items broadly referred to "values", "ethics", and "moral
52 dilemmas". However, this dimension uniquely predicted high need for closure; and, as noted
53 above, together with the belonging dimension, high authoritarianism and low existential quest
54
55
56
57
58
59
60

RELIGIOUSNESS, PERSONALITY, AND CULTURE

1
2
3 and openness to experience. These findings suggest a somewhat conservative, moralistic
4 interpretation of this dimension by participants; or simply confirm the idea that religious
5 morality is closer to normative deontology rather than prosocial consequentialism (Deak &
6 Saroglou, 2015; Piazza & Landy, 2013). Thus, in a process theoretically similar but in
7 direction opposite to the one of the believing dimension, the behaving dimension indirectly
8 led to increased life satisfaction through low existential quest. This seems in line with
9 research suggesting a conservatism-well-being association (Napier & Jost, 2008).

10
11
12
13
14
15
16
17
18
19 The last, *belonging*, dimension, seemed, as noted earlier, to be appreciated less than
20 the other three dimensions. This may reflect a broad contemporary tendency within religion
21 (Molteni & Biolcati, 2018) since it hold in almost all cultural zones of the present study;
22 and/or may be due to the young age of participants. Finally, the belonging dimension was
23 uniquely related to extraversion—a factor encompassing gregariousness and sociability,
24 which partly explained the belonging dimension's effect on high life satisfaction. This
25 positive role on well-being may be interpreted as pointing to the critical importance social
26 support and other variables like social identity have for the religion-well-being positive links
27 (Hayward & Krause, 2014).

28
29
30
31
32
33
34
35
36
37
38
39
40 Though, we think, innovative and potentially fruitful, this work has several limitations.
41 The questionnaire we developed is brief, making each of the four dimensions, despite good
42 reliability and promising distinctiveness, perhaps not the broadest possible to capture the full
43 extent of each construct. Nevertheless, we developed a short measure for ease of
44 administration in samples including both believers and non-believers. Moreover, all samples
45 were composed of students.⁸ Thus, the results may not generalize to an older adult
46 population. Young adults' familiarity with religion, as well as their religious attitudes and
47 behavior, are often weaker compared to older adults (Dillon, 2007). Similarly, differentiation
48 between the four dimensions at the individual level may increase with age; and in parallel,
49
50
51
52
53
54
55
56
57
58
59
60

1
2
3 indiscriminate a-religious or antireligious attitudes, higher among the young, may decrease.
4
5 Other limitations include the self-reported character of the measures, including the religious
6
7 ones, what may be a source of some biases. Because of cross-culturally different social
8
9 desirability and pressure, in religious countries, people tend to over-evaluate their religious
10
11 attitudes (Rossi & Scappini, 2014), whereas this is not the case in secular countries (Brenner,
12
13 2011). Finally, the relationships of the religious measures with personality traits and well-
14
15 being were weak, but this is consistent with previous research.
16
17
18

19 A subtler limitation is that the four dimensions did not behave fully differently. Note
20
21 though that the four dimensions were conceptualized as very broad and abstract to include
22
23 various possible ways through which the respective cognitive, emotional, moral, and social
24
25 motives are expressed within a religion. In other words, this is a different operationalization
26
27 compared to other approaches that distinguish between qualitatively positive versus negative
28
29 aspects of religion, in terms, for instance, of motivation (intrinsic versus extrinsic), thinking
30
31 style (symbolic versus literal), or identity (inclusivist versus exclusivist). It is thus likely that
32
33 the present operationalization will provide quantitatively weaker differential findings, also
34
35 because the four dimensions are interconnected in human functioning.
36
37
38

39
40 However, beyond—or before—variability between fundamentalists and questers, or
41
42 between the intrinsic and the extrinsic believers, it is also theoretically important, from a
43
44 psychological point view, to elucidate the personality and cultural similarities and differences
45
46 between the cognitive, emotional, moral, and social dimensions of being or becoming
47
48 religious—or irreligious. Understanding individual differences in religiousness on these four
49
50 levels can be integrated into more general distinctiveness in humans' motives (understanding,
51
52 trusting, controlling, self-enhancing, and belonging: Fiske, 2014), orientation in individual
53
54 differences (see, for instance, the cognitive-experiential theory: Epstein, 2014), and
55
56 dimensions of human development: cognitive, emotional, moral, and social.
57
58
59
60

Footnotes

¹ Since the early creation of the measure years ago, work using this measure has been published, either, in two cases, by coauthors of the present work having used their own national data from Costa Rica and Taiwan, or by other scholars with data from Netherlands, Italy, France, Mexico, Nicaragua, Iran, and India (for references, see Supplementary Material, Appendix 1). Also, the data presented here are part of a larger survey that included data on inter-religious prejudice, impossible to include here for space reasons.

² More conservative constrained models were additionally tested to establish scalar (i.e., factor loadings and intercepts equals across countries) and strict (i.e., factor loadings, intercepts, and variances equals across countries) measurement invariance but significantly deteriorated the model fit. Adequate configural and metric invariances suggest that correlation and regression analyses can be confidently conducted using this scale across countries but that we should be cautious when interpreting mean difference across countries as scalar and strict invariances are not achieved (Steenkamp & Baumgartner, 1998).

³ We also computed exploratory factor analyses, asking for extraction of four factors, distinctly for the seven cultural/religious zones, and repeated the same analyses only on the religious participants. Overall, across cultural zones, the items of the bonding and the belonging dimensions consistently had their highest loadings on the respective factors (only item 5 occasionally had its first loading on the belonging dimension). The items of the believing and the behaving dimensions in most cases had their first loading on the respective factors, but they could also interchange (in particular, item 1), though still having their second loading on the appropriate dimension. The total variance explained was each time high, varying from 80% to 85% in most cases and from 72% to 79% in Greece, Taiwan, and Turkey. Thus, in a future single study with a limited number of participants, the exact structure of the measure may not be perfectly reproduced.

⁴ Religiousness being conceived as the thoughts, feelings, values, and identity of people in reference to perceived transcendence, one could also conceive of the Four Basic Religious Dimensions scale as composing a global measure of religiousness, with all the items contributing to the average score (see, for studies having used the total score, references in the Supplementary material, Appendix 1). In our data, correlational analyses between the aggregate score of religiousness (reliability of $\alpha = .96$) and the psychological variables under study showed associations similar to the ones with the three-item index of religiosity (as in Table 6): extraversion (.04), agreeableness (.14), conscientiousness (.10), existential quest (-.19), need for closure (.30), and right-wing authoritarianism (.42).

⁵ Among the four dimensions, no VIF value exceeded 4.5 which is below the value of 5, a commonly recommended threshold in the context of SEM, above which multicollinearity may be problematic (Hair, Black, & Babin, 2009; Kline, 1998).

⁶ We do not postulate that religiosity precedes, chronologically and causally, personality. Given the cross-sectional nature of the data, it is meaningful to test whether religiosity's effects on well-being can be statistically partly explained, for instance, by the (some) religious people's agreeableness rather than to assume that, in the study's societies, (all) agreeable people become religious and thus have better life satisfaction.

⁷ In line with research showing that culture moderates the religion-well-being association (Diener, Tay, & Myers, 2011), mixed-model analyses revealed a cross-level interaction between the believing dimension and country-level religiosity in predicting existential quest, $b = -.0717$, $SE = .017$, $t(3011,787) = -4.148$, $p < .001$, so that the association was positive in less religious countries but negative in more religious countries.

⁸ In this international study, participants were students for practical reasons, since the collection of the data across the 15 countries did not benefit from a specific grant.

1
2
3
4
5
6
7
8
9
10
11
12
13
14
15
16
17
18
19
20
21
22
23
24
25
26
27
28
29
30
31
32
33
34
35
36
37
38
39
40
41
42
43
44
45
46
47
48
49
50
51
52
53
54
55
56
57
58
59
60

Declaration of Conflicting Interests

The authors declared no potential conflicts of interest with respect to the research, authorship, and/or publication of this article.

Funding

The authors received no financial support for the research, authorship, and/or publication of this article.

For Peer Review

References

- 1
2
3
4
5
6
7
8
9
10
11
12
13
14
15
16
17
18
19
20
21
22
23
24
25
26
27
28
29
30
31
32
33
34
35
36
37
38
39
40
41
42
43
44
45
46
47
48
49
50
51
52
53
54
55
56
57
58
59
60
- Altemeyer, B., & Hunsberger, B. (2004). A revised Religious Fundamentalism Scale: The short and sweet of it. *International Journal for the Psychology of Religion, 14*, 47-54.
- Atran, S., & Norenzayan, A. (2004). Religion's evolutionary landscape: Counterintuition, commitment, compassion, communion. *Behavioral and Brain Sciences, 27*, 713-770.
- Bollen, K. A. (1989). A new incremental fit index for general structural equation models. *Sociological Methods and Research, 17*, 303-316.
- Brenner, P. S. (2011). Exceptional behavior or exceptional identity? Overreporting of church attendance in the U.S. *Public Opinion Quarterly, 75*, 19-41.
- Burris, C., Jackson, L., Tarpley, W., & Smith, G. (1996). Religion as quest: The self-directed pursuit of meaning. *Personality and Social Psychology Bulletin, 22*, 1068-1076.
- Cheung, G. W., & Rensvold, R. B. (2002). Evaluating goodness-of-fit indexes for testing measurement invariance. *Structural Equation Modeling, 9*, 233-255.
- Clobert, M., Saroglou, V., & Hwang, K.-K. (2017). East Asian religious tolerance vs. Western monotheist prejudice: The role of (in)tolerance of contradiction. *Group Processes and Intergroup Relations, 20*, 216-232.
- Cohen, A. B., Gorvine, B. J., & Gorvine, H. (2013). The religion, spirituality, and psychology of Jews. In K. I. Pargament, J. J. Exline, & J. W. Jones (Eds.), *APA handbook of psychology, religion, and spirituality* (Vol. 1, pp. 665-679). Washington, DC: American Psychological Association.
- Cohen, A. B., Hall, D. E., Koenig, H. G., & Meador, K. G. (2005). Social versus individual motivation: Implications for normative definitions of religious orientation. *Personality and Social Psychology Review, 9*, 48-61.
- Cohen, J. (1988). *Statistical power analysis for the behavioral sciences* (2nd ed.). Hillsdale, NJ: Erlbaum.

RELIGIOUSNESS, PERSONALITY, AND CULTURE

33

- 1
2
3 Deak, C., & Saroglou, V. (2015). Opposing abortion, gay adoption, euthanasia, and suicide:
4
5 Compassionate openness or self-centered moral rigorism? *Archive for the Psychology*
6
7 *of Religion, 37*, 267-294.
8
9
- 10 Diener, E., Emmons, R. A., Larsen, R. J., & Griffin, S. (1985). The Satisfaction With Life
11
12 Scale. *Journal of Personality Assessment, 49*, 71-75.
13
14
- 15 Diener, E., Tay, L., & Myers, D. G. (2011). The religion paradox: If religion makes people
16
17 happy, why are so many dropping out? *Journal of Personality and Social Psychology,*
18
19 *101*, 1278-1290.
20
21
- 22 Dillon, M. (2007). Age, generation, and cohort in American religion and spirituality. In J. A.
23
24 Beckford & N. J. Demerath, III (Eds.), *The Sage handbook of the sociology of religion*
25
26 (pp. 526-546). London, UK: Sage.
27
28
- 29 Duriez, B. (2003). Vivisecting the religious mind: Religiosity and motivated social cognition.
30
31 *Mental Health, Religion and Culture, 6*, 79-86.
32
33
- 34 Epstein, S. (2014). *Cognitive-experiential theory: An integrative theory of personality.*
35
36 Oxford, UK: Oxford University Press.
37
38
- 39 Fiske, S. T. (2014). *Social beings: Core motives in social psychology* (3rd ed.). New York,
40
41 NY: Wiley.
42
43
- 44 Funke, F. (2005). The dimensionality of right-wing authoritarianism: Lessons from the
45
46 dilemma between theory and measurement. *Political Psychology, 26*, 195-218.
47
48
- 49 Gebauer, J. E., Sedikides, C., & Schrade, A. (2017). Christian self-enhancement. *Journal of*
50
51 *Personality and Social Psychology, 113*, 786-809.
52
53
- 54 Glock, C. Y. (1962). On the study of religious commitment. *Religious Education,*
55
56 *57*(Research Suppl.), S98-S110.
57
58
- 59 Gosling, S. D., Rentfrow, P. J., & Swann, W. B., Jr. (2003). A very brief measure of the Big-
60
Five personality domains. *Journal of Research in Personality, 37*, 504-528.

RELIGIOUSNESS, PERSONALITY, AND CULTURE

34

- 1
2
3 Hair, J. F., Black, W. C., Babin, B. J., & Anderson, R. E. (2009). *Multivariate data analysis*.
4
5 Upper Saddle River, NJ: Prentice Hall.
6
7
8 Hayward, D. & Krause, N. (2014). Religion, mental health, and well-being: Social aspects. In
9
10 V. Saroglou (Ed.), *Religion, personality, and social behavior* (pp. 254-280). New
11
12 York, NY: Psychology Press.
13
14
15 Hervieu-Léger, D. (1999). *Le pèlerin et le converti: La religion en mouvement [The pilgrim*
16
17 *and the convert: Religion in movement]*. Paris, France: Flammarion.
18
19
20 Hill, P. C. (2013). Measurement assessment and issues in the psychology of religion and
21
22 spirituality. In R. F. Paloutzian & C. L. Park (Eds), *Handbook of the psychology of*
23
24 *religion and spirituality* (pp. 48-74). New York, NY: Guilford.
25
26
27 Hinde, R. A. (1999). *Why gods persist: A scientific approach to religion*. London, UK:
28
29 Routledge.
30
31 Hood, R. W., Jr., Hill, P. C., & Williamson, W. P. (2005). *The psychology of religious*
32
33 *fundamentalism*. New York, NY: Guilford.
34
35
36 Huber, S., & Huber, O. W. (2012). The Centrality of Religiosity Scale (CRS). *Religions*, 3,
37
38 710-724.
39
40 Johnson, K. A., Hook, J. N., Davis, D. E., Van Tongeren, D. R., Sandage, S. J., & Crabtree, S.
41
42 A. (2016). Moral foundation priorities reflect US Christians' individual differences in
43
44 religiosity. *Personality and Individual Differences*, 100, 56-61.
45
46
47 Johnson, K. A., Sharp, C. A., Okun, M. A., Shariff, A. F., & Cohen, A. B. (2018). SBNR
48
49 identity: The role of impersonal God representations, individualistic spirituality, and
50
51 dissimilarity with religious groups. *International Journal for the Psychology of*
52
53 *Religion*, 28, 121-140.
54
55
56 Kline, R. B. (1998). *Principles and practice of structural equation modeling*. New York, NY:
57
58 Guilford.
59
60

RELIGIOUSNESS, PERSONALITY, AND CULTURE

35

- 1
2
3 Lewis, C. A., & Loewenthal, K. M. (Eds.). (2018). Religion and obsessionality: Obsessive
4 actions and religious practices (special issue). *Mental Health, Religion, and Culture*,
5
6 21(2).
7
8
9
- 10 MacDonald, D. A. (2000). Spirituality: Description, measurement, and relation to the Five
11 Factor model of personality. *Journal of Personality*, 68, 153-197.
12
13
- 14 Marsh, H. W., Hau, K. T., & Wen, Z. (2004). In search of golden rules: Comment on
15 hypothesis-testing approaches to setting cutoff values for fit indexes and dangers in
16 overgeneralizing Hu and Bentler's (1999) findings. *Structural Equation Modeling*, 11,
17 320-341.
18
19
20
21
22
- 23 McCullough, M. E., & Willoughby, B. L. B. (2009). Religion, self-control, and self-
24 regulation: Associations, explanations, and implications. *Psychological Bulletin*, 135,
25 69-93.
26
27
28
29
- 30 Molteni, F., & Biolcati, F. (2018). Shifts in religiosity across cohorts in Europe: A multilevel
31 and multidimensional analysis based on the European Values Study. *Social Compass*,
32 65, 413-432.
33
34
35
36
- 37 Napier, J. L., & Jost, J. T. (2008). Why are conservatives happier than liberals? *Psychological*
38 *Science*, 19, 565-72.
39
40
41
- 42 Norris, P., & Inglehart, R. (2004). *Sacred and secular: Religion and politics worldwide*. New
43 York, NY: Cambridge University Press.
44
45
- 46 Park, C. L., & Slattery, J. M. (2013). Religion, spirituality, and mental health. In R. F.
47 Paloutzian & C. L. Park (Eds.), *Handbook of the psychology of religion and*
48 *spirituality* (2nd ed., pp. 540-559). New York, NY: Guilford.
49
50
51
52
- 53 Piazza, J., & Landy, J. F. (2013). "Lean not on your own understanding": Belief that morality
54 is founded on divine authority and non-utilitarian moral thinking. *Judgment and*
55 *Decision Making*, 8, 639-661.
56
57
58
59
60

RELIGIOUSNESS, PERSONALITY, AND CULTURE

36

- 1
2
3 Rambo, L. R., & Farhadian, C. (Eds.). (2014). *The Oxford handbook of religious conversion*.
4
5 Oxford, UK: Oxford University Press.
6
7
8 Rockwood, N. J., & Hayes, A. F. (2017, May). *MLmed: An SPSS macro for multilevel*
9
10 *mediation and conditional process analysis*. Poster presented at the Annual Meeting of
11
12 the Association of Psychological Science, Boston, MA.
13
14
15 Rossi, M., & Scappini, E. (2014). Church attendance, problems of measurement, and
16
17 interpreting indicators: A study of religious practice in the United States, 1975–2010.
18
19 *Journal for the Scientific Study of Religion*, 53, 249-267.
20
21
22 Roudometof, V. (2010). The evolution of Greek Orthodoxy in the context of world historical
23
24 globalization. In V. Roudometof & V. N. Makrides (Eds.), *Orthodox Christianity in*
25
26 *21st century Greece* (pp. 23-38). Furham, UK: Ashgate.
27
28
29 Rowatt, W. C., Shen, M. J., LaBouff, J. P., & Gonzalez, A. (2013). Religious
30
31 fundamentalism, right-wing authoritarianism, and prejudice: Insights from meta-
32
33 analyses, implicit social cognition, and social neuroscience. In R. F. Paloutzian & C.
34
35 L. Park (Eds.), *Handbook of the psychology of religion and spirituality* (2nd ed., pp.
36
37 457-475). New York, NY: Guilford.
38
39
40 Saroglou, V. (2010). Religiousness as a cultural adaptation of basic traits: A Five Factor
41
42 Model perspective. *Personality and Social Psychology Review*, 14, 108-125.
43
44
45 Saroglou, V. (2011). Believing, bonding, behaving, and belonging: The big four religious
46
47 dimensions and cultural variation. *Journal of Cross-Cultural Psychology*, 42, 1320-
48
49 1340.
50
51
52 Saroglou, V. (2012). Adolescents' social development and the role of religion: Coherence at
53
54 the detriment of openness. In G. Trommsdorff & X. Chen (Eds.), *Values, religion, and*
55
56 *culture in adolescent development* (pp. 391-423). Cambridge, UK: Cambridge
57
58 University Press.
59
60

RELIGIOUSNESS, PERSONALITY, AND CULTURE

37

- 1
2
3 Saroglou, V. (2016). Intergroup conflict, religious fundamentalism, and culture. *Journal of*
4
5 *Cross-Cultural Psychology*, 47, 33-41.
6
7
8 Saroglou, V. (2017). Culture, personality, and religiosity. In A. T. Church (Ed.), *The Praeger*
9
10 *handbook of personality across cultures* (Vol. 2, pp. 153-184). Santa Barbara, CA:
11
12 Praeger.
13
14 Saroglou, V., & Cohen, A. B. (2013). Cultural and cross-cultural psychology of religion. In R.
15
16 F. Paloutzian & C. L. Park (Eds.), *Handbook of the psychology of religion and*
17
18 *spirituality* (2nd ed., pp. 330-353). New York, NY: Guilford.
19
20
21 Sasaki, J. Y., & Kim, H. S. (2011). At the intersection of culture and religion: A cultural
22
23 analysis of religion's implications for secondary control and social affiliation. *Journal*
24
25 *of Personality and Social Psychology*, 101, 401-414.
26
27
28 Stark, R. (2001). Gods, rituals, and the moral order. *Journal for the Scientific Study of*
29
30 *Religion*, 40, 619-636.
31
32
33 Steenkamp, J. B. E., & Baumgartner, H. (1998). Assessing measurement invariance in cross-
34
35 national consumer research. *Journal of Consumer Research*, 25, 78-90.
36
37
38 Streib, H., Keller, B., Csöff, R., & Silver, C. F. (2008). *Deconversion: Qualitative and*
39
40 *quantitative results from cross-cultural research in Germany and the United States of*
41
42 *America*. Göttingen, Germany: Vandenhoeck & Ruprecht.
43
44
45 Strozier, C. B., Terman, D. M., & Jones, J. W. (Eds.). (2010). *The fundamentalist mindset*.
46
47 Oxford, UK: Oxford University Press.
48
49 Tsang, J., & McCullough, M. E. (2003). Measuring religious constructs: A hierarchical
50
51 approach to construct organization and scale selection. In C. R. Snyder (Ed.),
52
53 *Handbook of positive psychological assessment* (pp. 345-360). Washington, DC:
54
55 American Psychological Association.
56
57
58
59
60

- 1
2
3 Van Cappellen, P., Toth-Gauthier, M. Saroglou, V., & Fredrickson, B. L. (2016). Religion
4 and well-being: The mediating role of positive emotions. *Journal of Happiness*
5
6 and well-being: The mediating role of positive emotions. *Journal of Happiness*
7
8 *Studies, 17*, 485-505.
9
- 10 Van Pachterbeke, M., Keller, J., & Saroglou, V. (2012). Flexibility in existential beliefs and
11 worldviews: Introducing and measuring existential quest. *Journal of Individual*
12
13 *Differences, 33*, 2-16.
14
15
- 16 Voas, D. (2007). Surveys of behavior, beliefs and affiliation: Micro-quantitative. In J. A.
17
18 Beckford & N. J. Demerath III (Eds.), *The Sage handbook of the sociology of religion*
19
20 (pp. 144-166). London, UK: Sage.
21
22
- 23 Webster, D. M., & Kruglanski, A. W. (1994). Individual differences in need for cognitive
24
25 closure. *Journal of Personality and Social Psychology, 67*, 1049-1062.
26
27
- 28 Wink, P., Dillon, M., & Prettyman, A. (2007). Religiousness, spiritual seeking, and
29
30 authoritarianism: Findings from a longitudinal study. *Journal for the Scientific Study*
31
32 *of Religion, 46*, 321-345.
33
34
- 35 Wolf, E. J., Harrington, K. M., Clark, S. L., & Miller, M. W. (2013). Sample size
36
37 requirements for structural equation models an evaluation of power, bias, and solution
38
39 propriety. *Educational and Psychological Measurement, 73*, 913–934.
40
41
- 42 Zinnbauer, B. J., & Pargament, K. I. (2005). Religiousness and spirituality. In R. F.
43
44 Paloutzian & C. L. Park (Eds.), *Handbook of the psychology of religion and*
45
46 *spirituality* (pp. 21-42). New York, NY: Guilford.
47
48
49
50
51
52
53
54
55
56
57
58
59
60

Table 1

The Four Basic Dimensions of Religiousness Scale

Dimensions	Items
Believing (Meaning)	<i>1. I feel attached to religion because it helps me to have a purpose in my life</i>
	<i>2. It is important to believe in a Transcendence that provides meaning to human existence</i>
	<i>3. Religious beliefs have important implications for our understanding of human existence.</i>
Bonding (Emotions/Ritual)	<i>4. I like religious ceremonies</i>
	<i>5. Religious rituals, activities or practices make me feel positive emotion</i>
	<i>6. Religion has many artistic, expressions, and symbols that I enjoy</i>
Behaving (Morality)	<i>7. I am attached to the religion for the values and ethics it endorses</i>
	<i>8. Religion helps me to try to live in a moral way</i>
	<i>9. When I've got a moral dilemma, religion helps me making a decision</i>
Belonging (Community)	<i>10. In religion, I enjoy belonging to a group/community</i>
	<i>11. Belonging to a religious tradition and identifying with it is important for me</i>
	<i>12. Referring to a religious tradition is important for my cultural/ethnic identity</i>

RELIGIOUSNESS, PERSONALITY, AND CULTURE

40

Table 2

Interrelations (Mean Correlations Across Countries Weighted by Sample Size) Between the Religious Measures, and Partial Correlations Controlling for Religiosity (in Parentheses)

	Believing	Bonding	Behaving	Belonging
Religiosity	.75 [.73, .76]	.62 [.59, .64]	.78 [.77, .79]	.73 [.72, .75]
Spirituality	.61 [.59, .63]	.51 [.49, .54]	.59 [.51, .61]	.55 [.53, .58]
	(.16 [.13, .20])	(.12 [.09, .16])	(.06 [.03, .10])	(.05 [.02, .09])
Rel. Fundamentalism	.57 [.55, .60]	.45 [.42, .48]	.60 [.57, .62]	.53 [.51, .56]
	(.23 [.20, .27])	(.12 [.08, .15])	(.25 [.22, .28])	(.18 [.15, .22])
Believing		.68 [.66, .70]	.81 [.80, .82]	.72 [.70, .73]
		(.41 [.38, .44])	(.54 [.52, .57])	(.38 [.35, .41])
Bonding			.67 [.65, .69]	.69 [.67, .71]
			(.37 [.34, .40])	(.44 [.41, .47])
Behaving				.78 [.77, .80]
				(.49 [.47, .52])

Notes. $N = 3,157-3,165$ (3,109). Except for $< .06$ ($p < .01$), all correlation coefficients are significant at the $p < .001$ level. In brackets: 95% confidence intervals. In bold: religious dimensions more importantly associated with spirituality and fundamentalism.

RELIGIOUSNESS, PERSONALITY, AND CULTURE

41

Table 3

Means of the Four Religious Dimensions, by Religious Cultural Zone, and Comparisons

	<i>M (SD)</i>				Comparisons		
	Believing ^a	Bonding ^b	Behaving ^c	Belonging ^d	<i>dfs</i>	<i>F</i>	η^2
Secular W. EU	2.94 (1.7) ^{c,d}	2.89 (1.6) ^{c,d}	2.53 (1.7) ^{a,b,d}	2.62 (1.7) ^{a,b,c}	3,198	69.18***	.055
Relig. Catholic	4.07 (1.9) ^{b,c,d}	3.97 (1.8) ^{a,d}	3.93 (1.9) ^{a,d}	3.79 (1.9) ^{a,b,c}	3,752	12.49***	.016
Greece	3.38 (1.6) ^{b,d}	3.13 (1.5) ^{a,d}	3.21 (1.8) ^d	2.85 (1.5) ^{a,b,c}	3,259	9.41***	.055
Israel	3.50 (1.8) ^b	3.90 (1.9) ^{a,c,d}	3.40 (1.9) ^b	3.60 (1.8) ^b	3,144	7.24***	.047
USA	4.08 (1.8) ^d	4.21 (1.8) ^{c,d}	4.07 (1.9) ^{b,d}	3.82 (1.9) ^{a,b,c}	3,408	15.00***	.035
Turkey	5.10 (1.8) ^{b,c,d}	4.51 (1.9) ^{a,c,d}	5.44 (1.9) ^{a,b,d}	3.68 (1.9) ^{a,b,c}	3,246	144.85***	.369
Taiwan	3.91 (1.3) ^{c,d}	4.02 (1.3) ^{c,d}	3.76 (1.3) ^{a,b,d}	3.24 (1.2) ^{a,b,c}	3,232	34.45***	.128

Note. Letters indicate significant differences, $p < .05$. W. EU = Western European.

*** $p < .001$.

RELIGIOUSNESS, PERSONALITY, AND CULTURE

42

Table 4

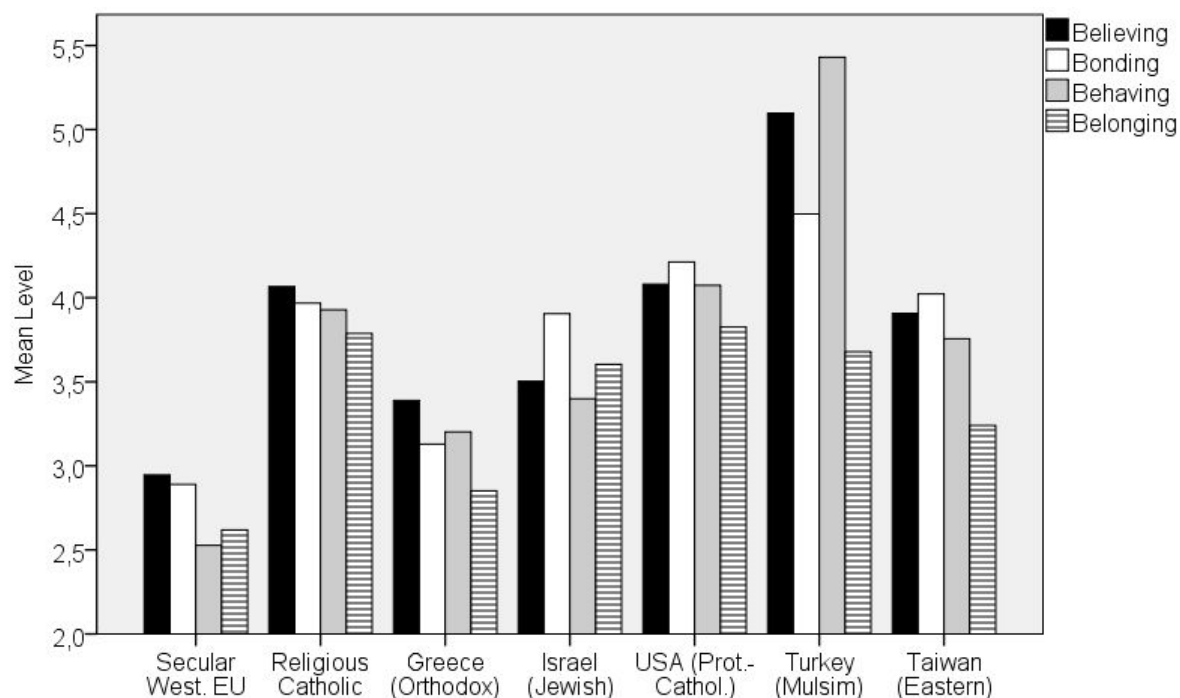
Coefficients of Correlations Between the Religious Measures and the Other Psychological Variables (Mean Correlations Across Countries Weighted by Sample Size)

Individual Differences	Four Religious Dimensions					
	Religiosity	Spirituality	Believing	Bonding	Behaving	Belonging
Personality						
Extraversion	.04*	.05**	.01	.03	.01	.04*
	[.01, .07]	[.01, .08]	[-.03, .04]	[-.01, .06]	[-.03, .04]	[.01, .07]
Agreeableness	.13***	.10***	.09***	.09***	.11***	.09***
	[.10, .16]	[.06, .13]	[.06, .12]	[.05, .12]	[.07, .14]	[.05, .12]
Conscientiousness	.12***	.06***	.08***	.07***	.09***	.09***
	[.09, .15]	[.03, .10]	[.05, .12]	[.03, .10]	[.06, .13]	[.06, .12]
Neuroticism	.02	.03	.01	-.02	.01	.00
	[-.02, .05]	[-.01, .06]	[-.02, .05]	[-.05, .02]	[-.03, .04]	[-.04, -.03]
Open. to Experience	-.02	.12***	-.02	.02	-.06***	-.04*
	[-.05, .01]	[.09, .16]	[-.05, .02]	[-.02, .05]	[-.09, -.02]	[-.08, -.01]
Well-being						
Life Satisfaction	.04*	.03	.04*	.10***	.07***	.08***
	[.01, .07]	[-.01, .07]	[.01, .08]	[.06, .13]	[.03, .10]	[.05, .11]
Medical Visits	.03	.03	.02	.03	.00	.01
	[-.01, .07]	[-.01, .07]	[-.01, .06]	[-.01, .06]	[-.03, .04]	[-.02, .05]
Socio-cognition						
Existential Quest	-.10***	.06***	-.03	-.06***	-.08***	-.08***
	[-.13, -.06]	[.03, .10]	[-.06, .01]	[-.10, -.03]	[-.12, -.05]	[-.12, -.05]
Need for Closure	.16***	.12***	.18***	.15***	.20***	.19***
	[.13, .20]	[.08, .15]	[.14, .21]	[.11, .18]	[.16, .23]	[.15, .22]
RW Authoritarianism	.34***	.18***	.31***	.27***	.35***	.33***
	[.31, .37]	[.14, .21]	[.28, .34]	[.23, .30]	[.32, .38]	[.30, .36]

Notes. Significant correlation coefficients indicating uniqueness of a religious dimension comparing to the other ones are in bold. RW = right-wing.

*** $p < .001$. ** $p < .01$. * $p < .05$.

Figure 1. Mean level of the four religious dimensions by religious cultural zone



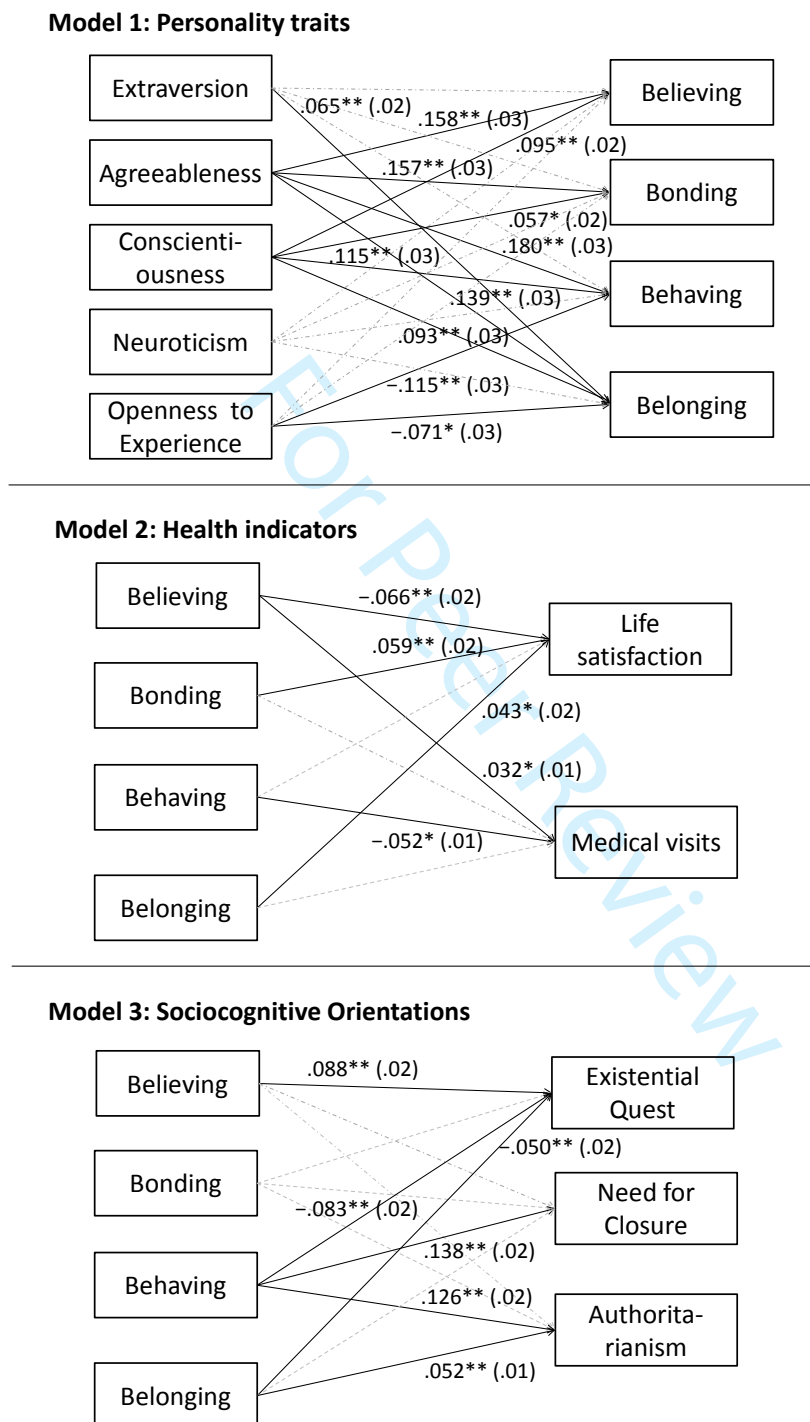
Note. Secular Western EU countries: Belgium, Germany, France, Spain, and Switzerland.

Religious Catholic countries: Costa Rica, Italy, and Poland. USA: Indiana and Arizona. The scale ranges from 1 to 7, but the restricted range depicted here is from 2 to 5.5 to facilitate the visibility of the Figure.

RELIGIOUSNESS, PERSONALITY, AND CULTURE

44

Figure 2. GSEM analyses of the unique effects of personality traits on the four religious dimensions (top), and of the four religious dimensions on well-being (middle) and socio-cognitive orientations (bottom)

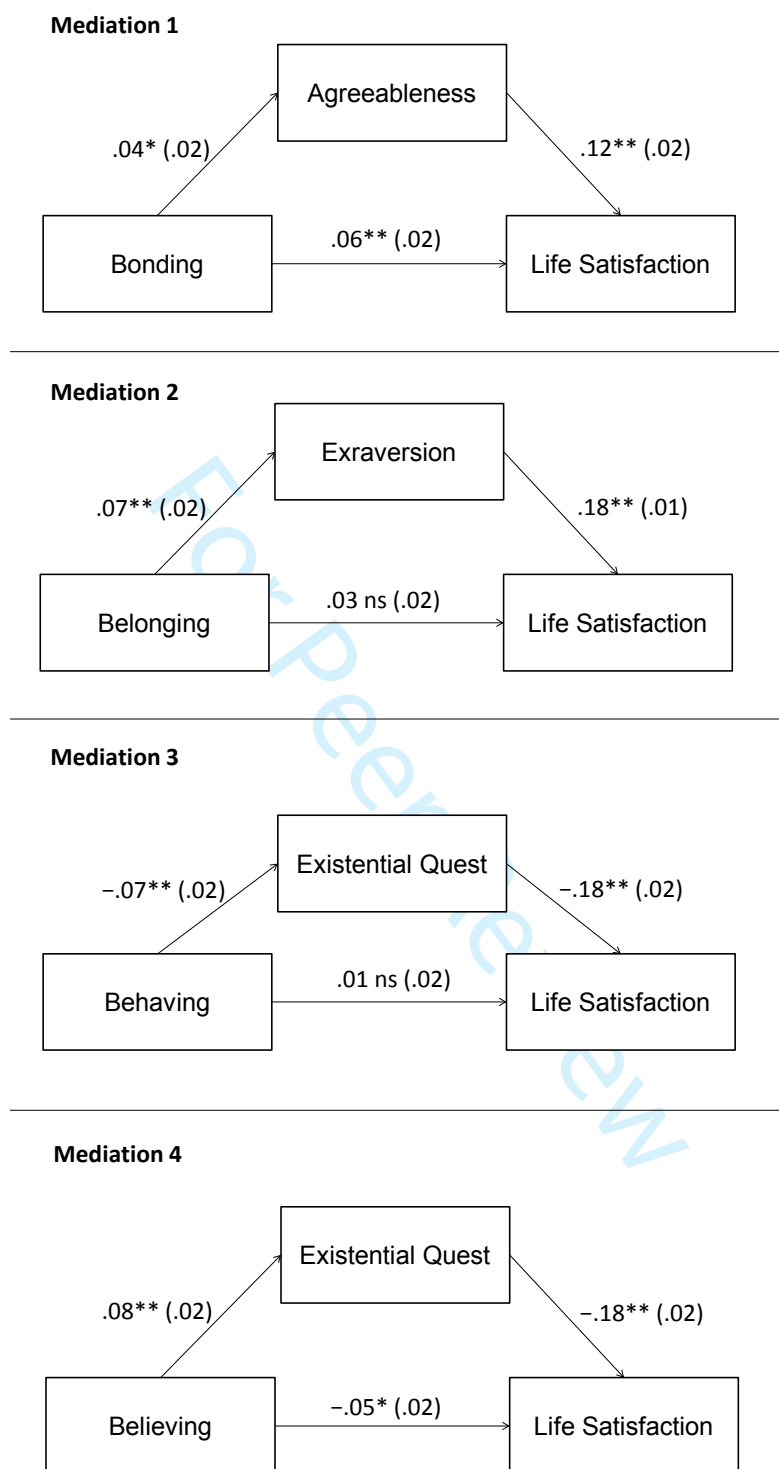


Notes. Numbers on paths represent unstandardized regression coefficients. Standard errors are in parentheses. Discontinued lines stand for non-significant coefficients.

* $p < .05$. ** $p < .01$.

RELIGIOUSNESS, PERSONALITY, AND CULTURE

Figure 3. Indirect effects of religious dimensions through personality on life satisfaction



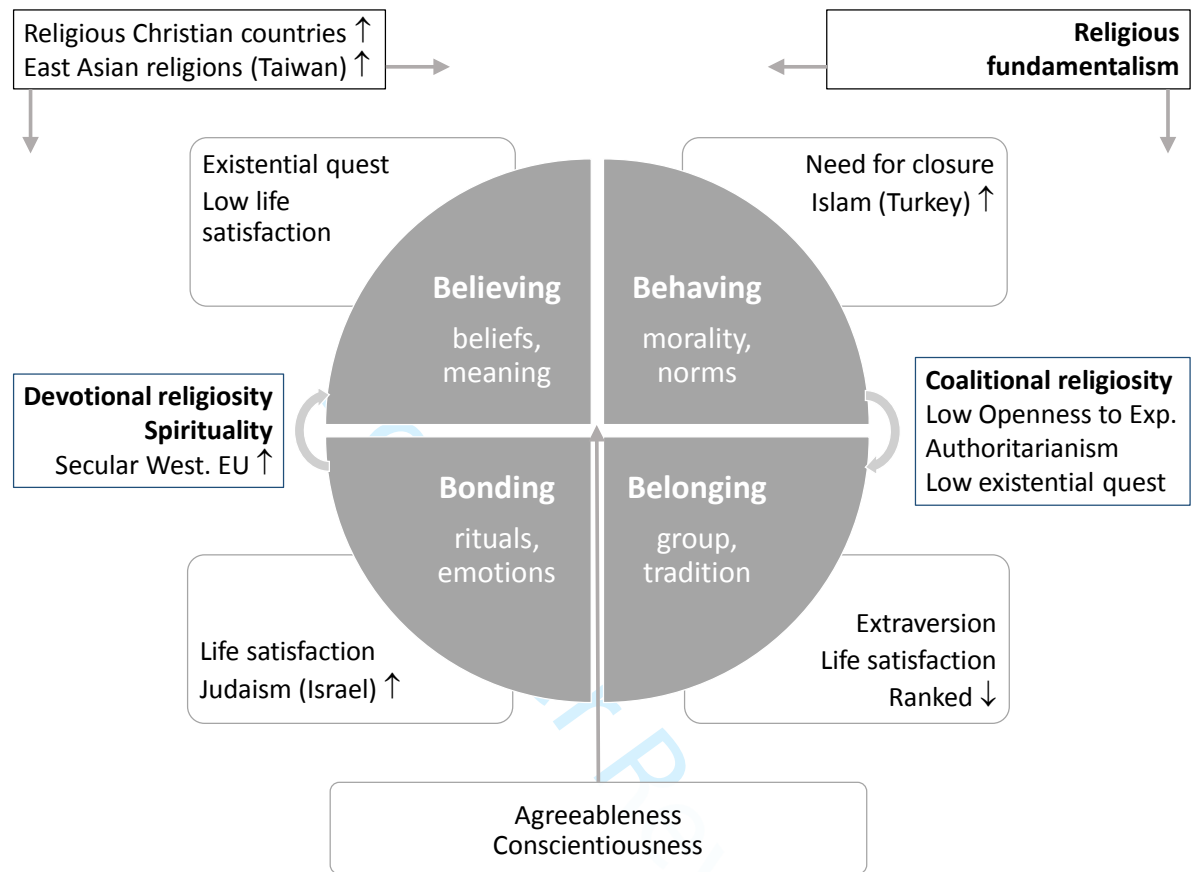
Notes. Numbers on paths represent unstandardized regression coefficients. SE is in parentheses.

* $p < .05$. ** $p < .01$.

RELIGIOUSNESS, PERSONALITY, AND CULTURE

46

Figure 4. Synthesis of the main findings on the characteristics of the four dimensions of religiousness



1
2
3
4
5
6
7
8
9
10
11
12
13
14
15
16
17
18
19
20
21
22
23
24
25
26
27
28
29
30
31
32
33
34
35
36
37
38
39
40
41
42
43
44
45
46
47
48
49
50
51
52
53
54
55
56
57
58
59
60

Supplementary Material

For Peer Review

RELIGIOUSNESS, PERSONALITY, AND CULTURE

2

Supplementary Material Table 1

Demographics Distinctly by Country

	Age <i>M (SD)</i>	Gender (%female)	Catholics (<i>N</i> = 1070)	Protestants (<i>N</i> = 226)	Jewish (<i>N</i> = 132)	Muslim (<i>N</i> = 259)	Orthodox (<i>N</i> = 127)	Buddh./Taois. (<i>N</i> = 111)	Agnostics (<i>N</i> = 293)	Atheists (<i>N</i> = 594)	Other (<i>N</i> = 191)
Belgium (<i>N</i> = 198)	20.12 (2.7)	53.0	47	4	0	2	2	0	29	67	10
Costa Rica (<i>N</i> = 184)	20.53 (2.4)	32.1	65	19	0	0	0	7	29	12	30
France (<i>N</i> = 150)	19.54 (2.4)	81.3	25	3	1	2	0	0	14	94	11
Germany (<i>N</i> = 219)	21.80 (2.0)	76.7	108	21	1	2	1	0	15	64	6
Greece (<i>N</i> = 163)	21.50 (2.8)	51.5	1	1	1	1	115	0	8	22	8
Israel (<i>N</i> = 147)	27.57 (6.2)	100.0	0	0	121	1	3	0	1	15	6
Italy (<i>N</i> = 271)	22.83 (3.6)	59.8	138	1	2	3	1	0	43	66	17
Poland (<i>N</i> = 153)	22.01 (1.6)	87.6	142	1	0	0	0	0	2	4	3
Slovakia (<i>N</i> = 150)	21.46 (1.7)	61.3	149	1	0	0	0	0	0	0	0
Spain (<i>N</i> = 500)	21.40 (4.7)	78.2	277	1	0	2	0	0	66	121	21
Switzerland (<i>N</i> = 159)	25.10 (11.0)	78.6	29	49	0	3	1	0	12	37	21
US-Arizona (<i>N</i> = 210)	21.38 (4.3)	67.6	45	25	5	4	3	0	32	18	1
US-Indiana (<i>N</i> = 228)	23.42 (7.0)	65.8	44	100	1	6	1	0	11	11	21
Turkey (<i>N</i> = 250)	19.68 (1.8)	69.2	0	0	0	233	0	0	2	8	2
Taiwan (<i>N</i> = 236)	20.96 (5.6)	57.2	0	0	0	0	0	104	29	55	34

RELIGIOUSNESS, PERSONALITY, AND CULTURE

Supplementary Material Table 2

Interrelations Between the Religious Measures, Distinctly for Cultural Group of Countries

	Believing	Bonding	Behaving	Belonging
Religious Countries of Monotheistic Tradition ^a				
Religiosity	.81 [.79, .83]	.67 [.64, .70]	.82 [.80, .83]	.70 [.67, .72]
Spirituality	.67 [.64, .70] (.12 [.07, .17])	.56 [.53, .59] (.09 [.04, .14])	.65 [.62, .68] (.04 ns[-.01, .09])	.56 [.53, .59] (.03 ns[-.02, .08])
Rel. Fundamentalism	.67 [.64, .70] (.29 [.25, .33])	.56 [.53, .59] (.20 [.15, .24])	.68 [.65, .70] (.31 [.27, .35])	.53 [.49, .56] (.13 [.08, .18])
Believing		.73 [.71, .75] (.44 [.40, .48])	.86 [.85, .87] (.57 [.54, .60])	.73 [.71, .75] (.34 [.30, .38])
Bonding			.72 [.70, .74] (.41 [.37, .45])	.73 [.71, .75] (.48 [.44, .52])
Behaving				.75 [.73, .77] (.42 [.38, .46])
Secular Countries of Monotheistic Tradition ^b				
Religiosity	.78 [.76, .80]	.67 [.64, .70]	.82 [.80, .84]	.80 [.80, .82]
Spirituality	.64 [.60, .67] (.20 [.14, .25])	.55 [.51, .59] (.14 [.08, .19])	.62 [.59, .66] (.09** [.03, .15])	.59 [.55, .63] (.06* [.01, .12])
Rel. Fundamentalism	.51 [.47, .55] (.16 [.10, .21])	.39 [.34, .44] (.04 ns [-.02, .10])	.52 [.48, .56] (.16 [.10, .21])	.51 [.47, .55] (.13 [.07, .18])
Believing		.69 [.66, .72] (.36 [.31, .42])	.81 [.79, .83] (.47 [.42, .51])	.75 [.72, .77] (.33 [.28, .38])
Bonding			.68 [.65, .71] (.31 [.26, .36])	.74 [.71, .76] (.47 [.42, .51])
Behaving				.84 [.82, .86] (.53 [.49, .57])
Eastern Asian Country ^c				
Religiosity	.42 [.31, .52]	.34 [.22, .45]	.48 [.37, .57]	.55 [.45, .63]
Spirituality	.42 [.31, .52] (.20** [.07, .32])	.33 [.21, .44] (.15* [.02, .27])	.44 [.33, .54] (.18** [.05, .30])	.44 [.33, .54] (.13* [.01, .25])
Rel. Fundamentalism	.23 [.10, .35] (.07 ns [-.06, .20])	.02 ns [-.11, .15] (-.14* [-.26, -.01])	.24 [.12, .36] (.05 ns [-.08, .18])	.35 [.23, .46] (.16* [.03, .28])
Believing		.46 [.35, .55] (.37 [.25, .48])	.68 [.60, .74] (.59 [.50, .67])	.51 [.41, .60] (.36 [.24, .47])
Bonding			.43 [.32, .53] (.32 [.20, .43])	.31 [.19, .42] (.16 [.03, .28])
Behaving				.58 [.49, .66] (.45 [.34, .55])

Note. Significant coefficients < .50 are in bold; coefficients > .70 are in italics; and coefficients of partial correlations, controlling for religiosity, are in parentheses. In brackets: 95% confidence intervals.

^a Costa Rica, Greece, Israel, Italy, Poland, Slovakia, Turkey, USA. $N = 1,725-1,732$ (1,717). ^b Belgium, Germany, France, Spain, Switzerland. $N = 1,199-1,206$ (1,196). ^c Taiwan. $N = 235-236$ (232)

* $p < .05$. ** $p < .01$. ns: nonsignificant. All other correlations: $p < .001$.

RELIGIOUSNESS, PERSONALITY, AND CULTURE

4

Supplementary Material Table 3

*Differences in Mean Importance of the Four Religious Dimensions, by Religious Cultural**Zone*

Significant differences	M_{diffs}	SDs	t -tests
Secular West. European			
Believing, Bonding > Behaving	0.42, 0.36	1.07, 1.35	13.55***, 9.27***
Believing, Bonding > Belonging	0.33, 0.27	1.23, 1.21	9.37***, 7.73***
Behaving < Belonging	-0.09	0.99	-3.19**
Religious Catholic			
Believing > Bonding, Behaving	0.10, 0.14	1.33, 1.07	1.99*, 3.72***
Bonding, Behaving > Belonging	0.18, 0.14	1.29, 1.19	3.86***, 3.27***
Greece (Christian Orthodox)			
Believing > Bonding > Belonging	0.25, 0.28	1.38, 1.39	2.31*, 2.53*
Israel (Jewish)			
Bonding > Believing, Behaving, Belonging	0.40, 0.51, 0.30	1.59, 1.56, 1.36	3.07**, 3.92***, 2.69**
USA (Protestant, Catholic)			
Bonding > Behaving > Belonging	0.14, 0.25	1.27, 1.12	2.21*, 4.47***
Turkey (Muslim)			
Behaving > Believing > Bonding > Belonging	0.33, 0.60, 0.82	0.96, 1.31, 1.58	5.43***, 7.16***, 8.17***
Taiwan (East. Asian religions)			
Believing, Bonding > Behaving	0.15, 0.27	1.04, 1.37	2.22*, 2.97**
Believing, Bonding > Belonging	0.67, 0.78	1.24, 1.46	8.21***, 8.23***
Behaving > Belonging	0.52	1.15	6.87***

*** $p < .001$. ** $p < .01$. * $p < .05$.

RELIGIOUSNESS, PERSONALITY, AND CULTURE

Supplementary Material Table 4

Linear Mixed Effects Model: Personality Traits on Health Variables

Fixed Effects	Life Satisfaction				Medical Visits			
	<i>B</i>	<i>SE</i>	<i>t</i>	95% <i>CI</i>	<i>B</i>	<i>SE</i>	<i>t</i>	95% <i>CI</i>
Level 1								
Extraversion	.162***	.015	10.46	[.13, .19]	.029**	.010	2.831	[.01, .05]
Agreeableness	.085***	.020	4.20	[.04, .12]	-.021	.013	-1.58	[-.05, .01]
Conscientiousness	.147***	.017	8.79	[.11, .18]	-.021	.011	-1.94	[-.04, .00]
Neuroticism	-.165***	.016	-10.34	[-.20, -.13]	.045***	.010	4.23	[.03, .06]
Openness to Exp.	.069***	.019	3.62	[.03, .11]	-.014	.013	-1.13	[-.04, .01]
Age	-.015**	.004	-3.46	[-.02, -.01]	-.003	.003	-0.98	[-.01, .01]
Gender	.062	.047	1.30	[-.03, .15]	.185***	.031	5.90	[.12, .25]
Random Effects			Wald Z			Wald Z		
Level 2								
Country	.120*	.048	2.50	[.05, .26]	.031*	.013	2.40	[.01, .07]

*** $p < .001$. ** $p < .01$.

RELIGIOUSNESS, PERSONALITY, AND CULTURE

6

Supplementary Material Table 5

Linear Mixed Effects Model: Socio-Cognitive Constructs on Health Variables

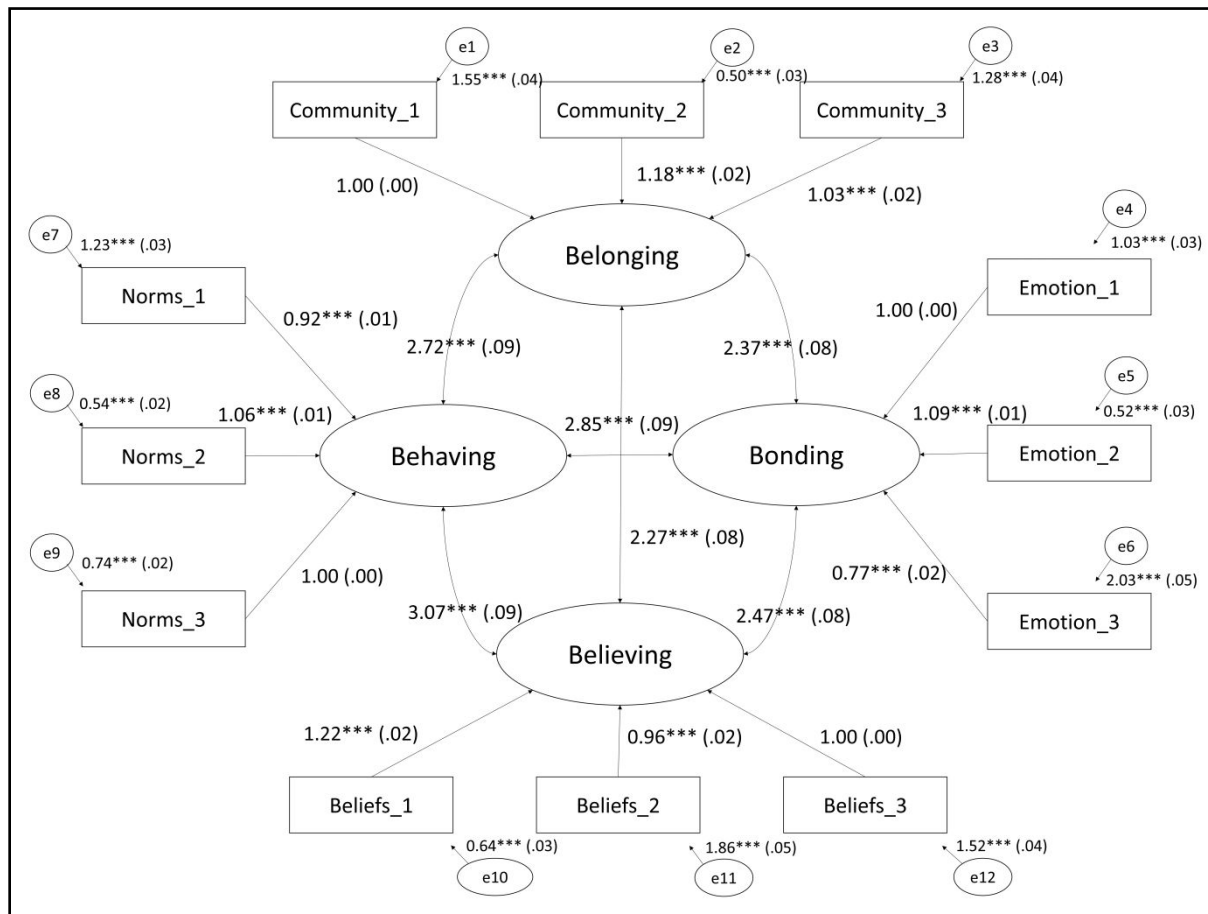
Fixed Effects	Life Satisfaction				Medical Visits			
	<i>B</i>	<i>SE</i>	<i>t</i>	95% <i>CI</i>	<i>B</i>	<i>SE</i>	<i>t</i>	95% <i>CI</i>
Level 1								
Existential Quest	-.193***	.021	-8.97	[-.23, -.15]	.022	.013	1.61	[-.01, .05]
Need for Closure	.035	.022	1.55	[-.01, .08]	-.011	.014	-0.82	[-.04, .02]
RW Authoritarianism	-.031	.027	-1.14	[-.08, .02]	.026	.017	1.55	[-.01, .06]
Age	-.012*	.005	-2.54	[-.02, -.01]	-.003	.003	-1.02	[-.01, .01]
Gender	.104*	.049	2.15	[.01, .20]	.198***	.031	6.48	[.14, .26]
Random Effects			Wald Z			Wald Z		
Level 2								
Country	.178*	.070	2.53	[.08, .39]	.032*	.013	2.41	[.01, .07]

*** $p < .001$. * $p < .05$.

RELIGIOUSNESS, PERSONALITY, AND CULTURE

7

Supplementary Material Figure 1. Confirmatory factor analysis of the Four Basic Dimensions of Religiousness scale

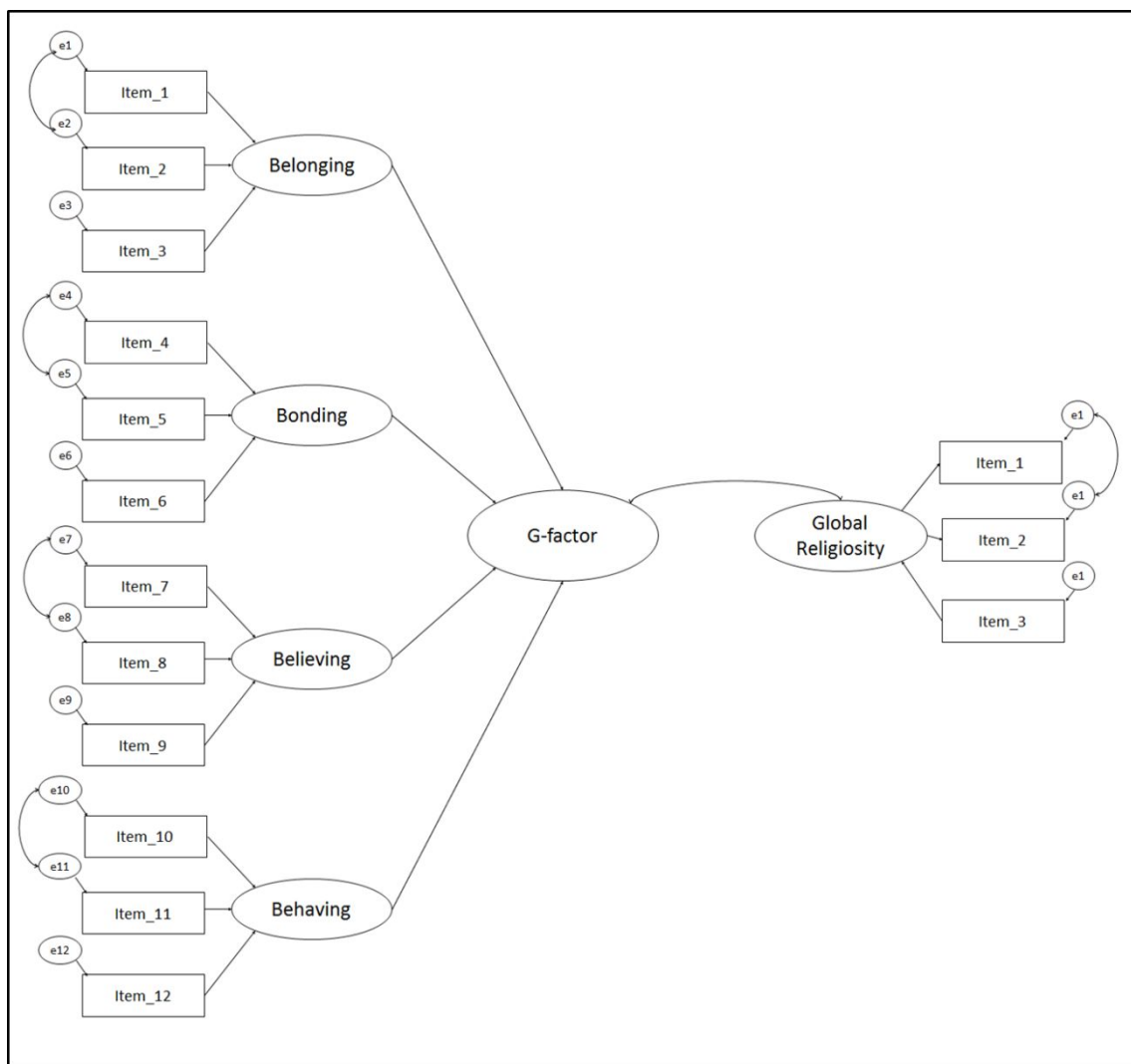


Note. Numbers on paths represent unstandardized regression coefficients. Standard errors are in parentheses.

*** $p < .001$.

RELIGIOUSNESS, PERSONALITY, AND CULTURE

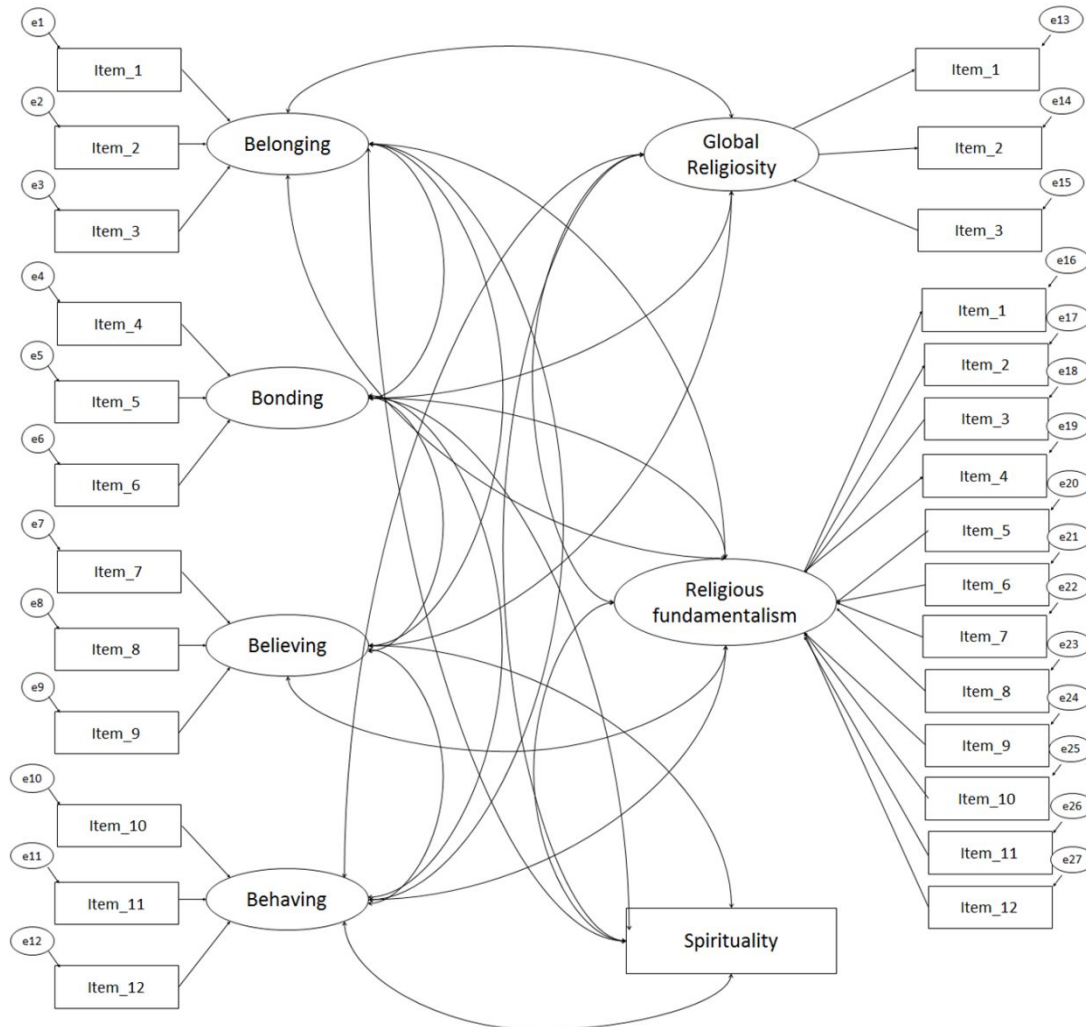
Supplementary Material Figure 2. Hierarchical model of global religiosity



NEW

RELIGIOUSNESS, PERSONALITY, AND CULTURE

Supplementary Material Figure 3. Multi-group CFAs with fixed equal correlations between latent variables



RELIGIOUSNESS, PERSONALITY, AND CULTURE

10

Appendix 1: Published Work with the Measure

- 1
2
3
4
5
6
7
8
9
10
11
12
13
14
15
16
17
18
19
20
21
22
23
24
25
26
27
28
29
30
31
32
33
34
35
36
37
38
39
40
41
42
43
44
45
46
47
48
49
50
51
52
53
54
55
56
57
58
59
60
- Cohu, M., Maisonneuve, C., & Testé, B. (2018). Construction et validation de l'échelle de mesure des croyances relatives à la laïcité [Construction and validation of a measure of beliefs relative to "laïcité"]. *Psychologie Française, 63*, 337-356.
- Clobert, M., Saroglou, V., & Hwang, K.-K. (2017). East Asian religious tolerance vs. Western monotheist prejudice: The role of (in)tolerance of contradiction. *Group Processes and Intergroup Relations, 20*, 216-232.
- Daghigh, A., DeShong, H. L., Daghigh, V., Niazi, M., & Titus, C. E. (2019). Exploring the relation between religiosity and narcissism in an Iranian sample. *Personality and Individual Differences, 139*, 96-101.
- Dimitrova, R. (2014). The big four dimensions of religiousness and life satisfaction among Dutch and Italian young adults. In Mikucka, M., & F. Saraccino (Eds.) *Life satisfaction: Perceptions, social influences and implications for long-term health*. NY: Nova Publishers.
- Dimitrova, R., & Domínguez Espinosa, A. d. C. (2017a). Factorial structure and measurement invariance of the Four Basic Dimensions of Religiousness Scale among Mexican males and females. *Psychology of Religion and Spirituality, 7*, 231-238.
- Dimitrova, R., & Domínguez Espinosa, A. d. C. (2017b). Relationships between religiousness and life satisfaction among emerging adults in Mexico and Nicaragua. In R. Dimitrova (Ed.), *Well-being of youth and emerging adults across cultures* (pp. 225-234). Springer International.
- Kumar, S., Ranjeeta J., & Reena S. (in press). Confirmatory factor analysis and measurement invariance testing of the Four Basic Dimensions of Religiousness Scale in India. *Psychology of Religion and Spirituality*.

1
2
3 Tapia Valladares, J., Rojas, M., & Villalobos, M. (2013). Fundamentalismo religioso entre
4
5 jóvenes universitarios de Costa Rica: Conservadurismo político y espiritualidad sin
6
7 religion [Religious fundamentalism among young students in Costa Rica: Political
8
9 conservatism and non-religious spirituality]. *Revista de Ciencias Sociales*, 139, 115-
10
11
12 135.
13
14
15
16
17
18
19
20
21
22
23
24
25
26
27
28
29
30
31
32
33
34
35
36
37
38
39
40
41
42
43
44
45
46
47
48
49
50
51
52
53
54
55
56
57
58
59
60

For Peer Review