



HAL
open science

Measurement of Lepton-Jet Correlation in Deep-Inelastic Scattering with the H1 Detector Using Machine Learning for Unfolding

V. Andreev, M. Arratia, A. Baghdasaryan, A. Baty, K. Begzsuren, A. Belousov, A. Bolz, V. Boudry, G. Brandt, D. Britzger, et al.

► **To cite this version:**

V. Andreev, M. Arratia, A. Baghdasaryan, A. Baty, K. Begzsuren, et al.. Measurement of Lepton-Jet Correlation in Deep-Inelastic Scattering with the H1 Detector Using Machine Learning for Unfolding. *Physical Review Letters*, 2022, 128 (13), pp.132002. 10.1103/PhysRevLett.128.132002 . hal-03336425

HAL Id: hal-03336425

<https://hal.science/hal-03336425>

Submitted on 20 Sep 2023

HAL is a multi-disciplinary open access archive for the deposit and dissemination of scientific research documents, whether they are published or not. The documents may come from teaching and research institutions in France or abroad, or from public or private research centers.

L'archive ouverte pluridisciplinaire **HAL**, est destinée au dépôt et à la diffusion de documents scientifiques de niveau recherche, publiés ou non, émanant des établissements d'enseignement et de recherche français ou étrangers, des laboratoires publics ou privés.

Measurement of lepton-jet correlation in deep-inelastic scattering with the H1 detector using machine learning for unfolding

V. Andreev,²³ M. Arratia,³⁵ A. Baghdasaryan,⁴⁶ A. Baty,¹⁶ K. Begzsuren,³⁹ A. Belousov,^{23,*} A. Bolz,¹⁴
V. Boudry,³¹ G. Brandt,¹³ D. Britzger,²⁶ A. Buniatyan,⁶ L. Bystritskaya,²² A.J. Campbell,¹⁴ K.B. Cantun Avila,⁴⁷
K. Cerny,²⁸ V. Chekelian,²⁶ Z. Chen,³⁷ J.G. Contreras,⁴⁷ L. Cunqueiro Mendez,²⁷ J. Cvach,³³ J.B. Dainton,¹⁹
K. Daum,⁴⁵ A. Deshpande,³⁸ C. Diaconu,²¹ G. Eckerlin,¹⁴ S. Egli,⁴³ E. Elsen,¹⁴ L. Favart,⁴ A. Fedotov,²²
J. Feltesse,¹² M. Fleischer,¹⁴ A. Fomenko,²³ C. Gal,³⁸ J. Gayler,¹⁴ L. Goerlich,¹⁷ N. Gogitidze,²³ M. Gouzevitch,⁴²
C. Grab,⁴⁹ T. Greenshaw,¹⁹ G. Grindhammer,²⁶ D. Haidt,¹⁴ R.C.W. Henderson,¹⁸ J. Hessler,²⁶ J. Hladký,³³
D. Hoffmann,²¹ R. Horisberger,⁴³ T. Hreus,⁵⁰ F. Huber,¹⁵ P.M. Jacobs,⁵ M. Jacquet,²⁹ T. Janssen,⁴ A.W. Jung,⁴⁴
H. Jung,¹⁴ M. Kapichine,¹⁰ J. Katzy,¹⁴ C. Kiesling,²⁶ M. Klein,¹⁹ C. Kleinwort,¹⁴ H.T. Klest,³⁸ R. Kogler,¹⁴
P. Kostka,¹⁹ J. Kretschmar,¹⁹ D. Krücker,¹⁴ K. Krüger,¹⁴ M.P.J. Landon,²⁰ W. Lange,⁴⁸ P. Laycock,⁴¹
S.H. Lee,³ S. Levonian,¹⁴ W. Li,¹⁶ J. Lin,¹⁶ K. Lipka,¹⁴ B. List,¹⁴ J. List,¹⁴ B. Lobodzinski,²⁶ E. Malinovski,²³
H.-U. Martyn,¹ S.J. Maxfield,¹⁹ A. Mehta,¹⁹ A.B. Meyer,¹⁴ J. Meyer,¹⁴ S. Mikocki,¹⁷ M.M. Mondal,³⁸ A. Morozov,¹⁰
K. Müller,⁵⁰ B. Nachman,⁵ Th. Naumann,⁴⁸ P.R. Newman,⁶ C. Niebuhr,¹⁴ G. Nowak,¹⁷ J.E. Olsson,¹⁴
D. Ozerov,⁴³ S. Park,³⁸ C. Pascaud,²⁹ G.D. Patel,¹⁹ E. Perez,¹¹ A. Petrukhin,⁴² I. Picuric,³² D. Pitzl,¹⁴
R. Polifka,³⁴ S. Preins,³⁵ V. Radescu,³⁰ N. Raicevic,³² T. Ravdandorj,³⁹ P. Reimer,³³ E. Rizvi,²⁰ P. Robmann,⁵⁰
R. Roosen,⁴ A. Rostovtsev,²⁵ M. Rotaru,⁷ D.P.C. Sankey,⁸ M. Sauter,¹⁵ E. Sauvan,^{21,2} S. Schmitt,¹⁴
B.A. Schmookler,³⁸ L. Schoeffel,¹² A. Schöning,¹⁵ F. Sefkow,¹⁴ S. Shushkevich,²⁴ Y. Soloviev,²³ P. Sopicki,¹⁷
D. South,¹⁴ V. Spaskov,¹⁰ A. Specka,³¹ M. Steder,¹⁴ B. Stella,³⁶ U. Straumann,⁵⁰ C. Sun,³⁷ T. Sykora,³⁴
P.D. Thompson,⁶ D. Traynor,²⁰ B. Tseepeldorj,^{39,40} Z. Tu,⁴¹ A. Valkárová,³⁴ C. Vallée,²¹ P. Van Mechelen,⁴
D. Wegener,⁹ E. Wunsch,¹⁴ J. Žáček,³⁴ J. Zhang,³⁷ Z. Zhang,²⁹ R. Žlebčík,³⁴ H. Zohrabyan,⁴⁶ and F. Zomer²⁹

(The H1 Collaboration)

¹*I. Physikalisches Institut der RWTH, Aachen, Germany*

²*LAPP, Université de Savoie, CNRS/IN2P3, Annecy-le-Vieux, France*

³*University of Michigan, Ann Arbor, MI 48109, USA^{f1}*

⁴*Inter-University Institute for High Energies ULB-VUB, Brussels and Universiteit Antwerpen, Antwerp, Belgium^{f2}*

⁵*Lawrence Berkeley National Laboratory, Berkeley, CA 94720, USA^{f1}*

⁶*School of Physics and Astronomy, University of Birmingham, Birmingham, United Kingdom^{f3}*

⁷*Horia Hulubei National Institute for R&D in Physics and Nuclear Engineering (IFIN-HH), Bucharest, Romania^{f4}*

⁸*STFC, Rutherford Appleton Laboratory, Didcot, Oxfordshire, United Kingdom^{f3}*

⁹*Institut für Physik, TU Dortmund, Dortmund, Germany^{f5}*

¹⁰*Joint Institute for Nuclear Research, Dubna, Russia*

¹¹*CERN, Geneva, Switzerland*

¹²*Irfu/SPP, CE Saclay, Gif-sur-Yvette, France*

¹³*II. Physikalisches Institut, Universität Göttingen, Göttingen, Germany*

¹⁴*Deutsches Elektronen-Synchrotron DESY, Hamburg, Germany*

¹⁵*Physikalisches Institut, Universität Heidelberg, Heidelberg, Germany^{f5}*

¹⁶*Rice University, Houston, TX 77005-1827, USA*

¹⁷*Institute of Nuclear Physics Polish Academy of Sciences, Krakow, Poland^{f6}*

¹⁸*Department of Physics, University of Lancaster, Lancaster, United Kingdom^{f3}*

¹⁹*Department of Physics, University of Liverpool, Liverpool, United Kingdom^{f3}*

²⁰*School of Physics and Astronomy, Queen Mary, University of London, London, United Kingdom^{f3}*

²¹*Aix Marseille Univ, CNRS/IN2P3, CPPM, Marseille, France*

²²*Institute for Theoretical and Experimental Physics, Moscow, Russia^{f7}*

²³*Lebedev Physical Institute, Moscow, Russia*

²⁴*Lomonosov Moscow State University, Skobeltsyn Institute of Nuclear Physics, Moscow, Russia*

²⁵*Institute for Information Transmission Problems RAS, Moscow, Russia^{f8}*

²⁶*Max-Planck-Institut für Physik, München, Germany*

²⁷*Oak Ridge National Laboratory, Oak Ridge, TN 37831, USA*

- ²⁸Joint Laboratory of Optics, Palacký University, Olomouc, Czech Republic
²⁹IJCLab, Université Paris-Saclay, CNRS/IN2P3, Orsay, France
³⁰Department of Physics, Oxford University, Oxford, United Kingdom
³¹LLR, Ecole Polytechnique, CNRS/IN2P3, Palaiseau, France
³²Faculty of Science, University of Montenegro, Podgorica, Montenegro^{f9}
³³Institute of Physics, Academy of Sciences of the Czech Republic, Praha, Czech Republic^{f10}
³⁴Faculty of Mathematics and Physics, Charles University, Praha, Czech Republic^{f10}
³⁵University of California, Riverside, CA 92521, USA
³⁶Dipartimento di Fisica Università di Roma Tre and INFN Roma 3, Roma, Italy
³⁷Shandong University, Shandong, P.R.China
³⁸Stony Brook University, Stony Brook, NY 11794, USA^{f1}
³⁹Institute of Physics and Technology of the Mongolian Academy of Sciences, Ulaanbaatar, Mongolia
⁴⁰Ulaanbaatar University, Ulaanbaatar, Mongolia
⁴¹Brookhaven National Laboratory, Upton, NY 11973, USA
⁴²Université Claude Bernard Lyon 1, CNRS/IN2P3, Villeurbanne, France
⁴³Paul Scherrer Institut, Villigen, Switzerland
⁴⁴Department of Physics and Astronomy, Purdue University, West Lafayette, IN 47907, USA
⁴⁵Fachbereich C, Universität Wuppertal, Wuppertal, Germany
⁴⁶Yerevan Physics Institute, Yerevan, Armenia
⁴⁷Departamento de Física Aplicada, CINVESTAV, Mérida, Yucatán, México^{f11}
⁴⁸Deutsches Elektronen-Synchrotron DESY, Zeuthen, Germany
⁴⁹Institut für Teilchenphysik, ETH, Zürich, Switzerland^{f12}
⁵⁰Physik-Institut der Universität Zürich, Zürich, Switzerland^{f12}
- (Dated: April 4, 2022)

The first measurement of lepton-jet momentum imbalance and azimuthal correlation in lepton-proton scattering at high momentum transfer is presented. These data, taken with the H1 detector at HERA, are corrected for detector effects using an unbinned machine learning algorithm (MULTIFOLD), which considers eight observables simultaneously in this first application. The unfolded cross sections are compared to calculations performed within the context of collinear or transverse-momentum-dependent (TMD) factorization in Quantum Chromodynamics (QCD) as well as Monte Carlo event generators. *Accepted by PRL (Feb 25, 2022).*

Introduction. Studies of jets produced in high energy scattering experiments have played a crucial role in establishing Quantum Chromodynamics (QCD) as the fundamental theory underlying the strong nuclear force [1]. During the current era of the Large Hadron Collider (LHC), experimental, theoretical, and statistical advances have ushered in a new era of precision QCD studies with jets [2, 3] and their substructure [4, 5].

These innovations motivate new measurements of hadronic final states in the deep inelastic scattering (DIS), $e + p \rightarrow e + X$, at the HERA collider. DIS measurements provide high precision to study jets, because of the minimal backgrounds from the ep initial state and the excellent segmentation, energy resolution, and calibration of the HERA experiments.

In the DIS Born level limit, a virtual photon is exchanged with a quark inside the proton to create a back-to-back topology between the lepton and the resulting jet(s) as shown in Fig. 1. The Born level limit represented a background for most jet measurements by H1 [6–16] and ZEUS [17–24], which targeted higher-order QCD processes and were carried out in the Breit frame [25]. While the one jet final state has been studied inclusively in terms of the scattered lepton kinematics to determine proton structure functions [26–30], the immense potential of the jet kinematics in this channel is only now being realized.

For example, single jet production has been proposed as a key channel for extracting quark transverse-momentum-dependent (TMD) parton distribution functions (PDFs) [31–36]. In particular, measurements of back-to-back lepton-jet production $e + p \rightarrow e + \text{jet} + X$ measured in the laboratory frame provide sensitivity to TMD PDFs in the limit when the imbalance $q_T^{\text{jet}} = |\vec{p}_T^e + \vec{p}_T^{\text{jet}}|$ of the transverse momentum of the scattered lepton (p_T^e) and the jet (p_T^{jet}) is

* deceased

relatively small ($q_T^{\text{jet}} \ll p_T^e \sim p_T^{\text{jet}}$) [33]. This corresponds to a small deviation from π in azimuthal angle between the lepton and jet axes ($\Delta\phi^{\text{jet}} \equiv |\pi - (\phi^e - \phi^{\text{jet}})|$) in the transverse plane. TMD PDFs are an essential ingredient for the quantum tomography of the proton that probes the origin of its spin, mass, size, and other properties.

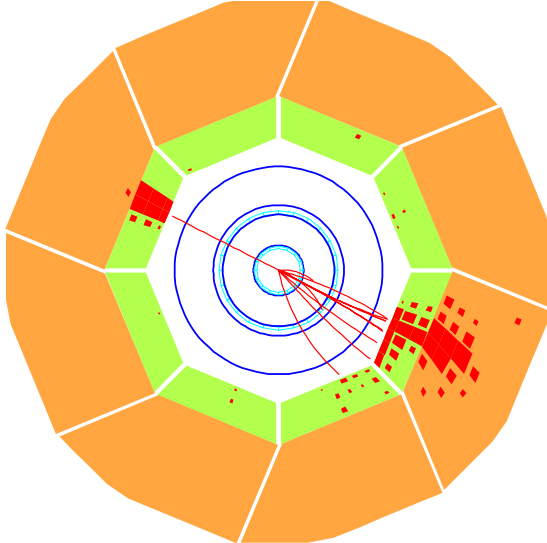


Figure 1. A display of the H1 tracker and calorimeter detectors, showing a DIS event with approximate Born kinematics, $eq \rightarrow eq$, which yields a lepton and a jet in a back-to-back topology perpendicular to the beam axis.

The energy dependence of TMD PDFs can also probe unexplored aspects of QCD as they follow a more complex set of evolution equations than collinear PDFs [37–39], involving components that cannot be calculated using perturbation theory. A complete description remains open in part because of a lack of precise measurements over a wide kinematic range. Existing constraints from DIS data are at very low momentum transfer ($Q^2 \approx 1 \text{ GeV}^2$) from fixed-target experiments [40–44]. Drell-Yan production in fixed target [45–49] and collider experiments [50–62] can provide TMD-sensitive measurements up to high scales ($Q^2 \approx 10000 \text{ GeV}^2$). The HERA experiments can cover the entire kinematic region $Q^2 \approx 1 - 10000 \text{ GeV}^2$ so they can yield a key ingredient to connecting the existing experimental and theoretical information, including with lattice QCD calculations, which have made significant advances in describing aspects of TMD evolution [63, 64].

This Letter presents a measurement of jet production in neutral current (NC) DIS events close to the Born level configuration, $eq \rightarrow eq$. The cross section of this process is measured differentially as a function of the jet transverse momentum and pseudorapidity, as well as lepton-jet momentum imbalance and azimuthal angle correlation. This measurement probes a range of QCD phenomena, including TMD PDFs and their evolution with energy. A novel machine learning (ML) technique called MULTIFOLD [65, 66] is used to correct for detector effects for the first time in any experiment, enabling the simultaneous and unbinned unfolding of the target observables.

Experimental method. The H1 detector¹ [67–71] is a general purpose particle detector with cylindrical geometry. The main sub-detectors used in this analysis are the inner tracking detectors and the Liquid Argon (LAr) calorimeter, which are both immersed in a magnetic field of 1.16 T provided by a superconducting solenoid. The central tracking system, which covers $15^\circ < \theta < 165^\circ$ and the full azimuthal angle, consists of drift and proportional chambers that are complemented with a silicon vertex detector in the range $30^\circ < \theta < 150^\circ$ [72]. It yields a transverse momentum resolution for charged particles of $\sigma_{p_T}/p_T = 0.2\% p_T/\text{GeV} \oplus 1.5\%$. The LAr calorimeter, which covers $4^\circ < \theta < 154^\circ$ and full azimuthal angle, consists of an electromagnetic section made of lead absorbers and a hadronic section with

¹ This measurement uses a right handed coordinate system defined such that the positive z direction points in the direction of the proton beam and the nominal interaction point is located at $z = 0$. The polar angle θ , is defined with respect to this axis. The pseudorapidity is defined as $\eta_{\text{lab}} = -\ln \tan(\theta/2)$.

steel absorbers; both are highly segmented in the transverse and longitudinal directions. Its energy resolution is $\sigma_E/E = 11\%/\sqrt{E/\text{GeV}} \oplus 1\%$ for leptons [73] and $\sigma_E/E \approx 50\%/\sqrt{E/\text{GeV}} \oplus 3\%$ for charged pions [74]. In the backward region ($153^\circ < \theta < 177.5^\circ$), energies are measured with a lead-scintillating fiber calorimeter [75].

This offline analysis uses data collected with the H1 detector in the years 2006 and 2007 when positrons and protons were collided at energies of 27.6 GeV and 920 GeV, respectively. The total integrated luminosity of this data sample corresponds to 136 pb^{-1} [76].

This analysis follows an event selection used previously [16]. The trigger used to select events requires a high energy cluster in the electromagnetic part of the LAr calorimeter. The scattered lepton is identified with the highest transverse momentum LAr cluster matched to a track, and is required to pass certain isolation criteria [77]. After fiducial cuts, the trigger efficiency is higher than 99.5% [16, 28] for scattered lepton candidates with energy $E_{e'} > 11$ GeV. A series of fiducial and quality cuts based on simulations [6, 16] suppress backgrounds to a negligible level.

The kinematics of the DIS reaction can be described by the following variables: the square of the four-momentum transfer, Q^2 , which sets the scale at which the proton is probed, and the inelasticity of the reaction, y , which is related to the scattering angle in the lepton-quark center-of-mass frame. The Σ method [78] is used to reconstruct y and Q^2 as:

$$y = \frac{\sum_{i \in \text{had}} (E_i - p_{i,z})}{\sum_{i \in \text{had}} (E_i - p_{i,z}) + E_{e'} (1 - \cos \theta_{e'})}$$

$$Q^2 = \frac{E_{e'}^2 \sin^2 \theta_{e'}}{1 - y}$$

where $\theta_{e'}$ is the polar angle of the scattered lepton and $\sum (E_i - p_{i,z})$ is the total difference between the energy and longitudinal momentum of the entire hadronic final state (HFS). After removing tracks and clusters associated to the scattered lepton, an energy flow algorithm [79–81] is used to define the HFS objects that enter the sum $\sum_{i \in \text{had}}$. Compared to other methods, the Σ reconstruction reduces sensitivity to collinear initial state Quantum Electrodynamics (QED) radiation, $e \rightarrow e\gamma$, since the beam energies are not included in the calculation. Events are required to have $45 < \sum (E_i - p_{i,z}) < 65$ GeV to suppress initial-state QED radiation. Final state QED radiation is corrected for in the unfolding procedure. Correction factors to account for virtual and real higher-order QED effects are estimated using the simulations described below. Electroweak effects cancel in the normalized cross-sections to below the percent level and are neglected. Events with $Q^2 > 150 \text{ GeV}^2$ and $0.08 < y < 0.7$ are selected for further analysis.

Monte Carlo (MC) simulations are used to correct the data for detector acceptance and resolution effects. Two generators are used for this purpose: DJANGO [82] 1.4 and RAPGAP [83] 3.1. Both generators implement Born level matrix elements for the NC DIS, boson–gluon fusion, and QCD Compton processes and are interfaced with HERACLES [84–86] for QED radiation. The CTEQ6L PDF set [87] and the Lund hadronization model [88] with parameters fitted by the ALEPH Collaboration [89] are used for the non-perturbative components. DJANGO uses the Colour Dipole Model as implemented in ARIADNE [90] for higher order emissions, and RAPGAP uses parton showers in the leading logarithmic approximation. Each of these generators is combined with a detailed simulation of the H1 detector response based on the GEANT3 simulation program [91] and reconstructed in the same way as data.

The FASTJET 3.3.2 package [92, 93] is used to cluster jets in the laboratory frame with the longitudinally-invariant, inclusive k_T algorithm [94, 95] and distance parameter $R = 1$. The inputs for the jet clustering are HFS objects with $-1.5 < \eta_{\text{lab}} < 2.75$. Jets with transverse momentum $p_T^{\text{jet}} > 5$ GeV are selected for further analysis.

The input for the jet clustering at the generator level (“particle level”) are final-state particles with proper lifetime $c\tau > 10$ mm generated with RAPGAP or DJANGO, excluding the scattered lepton. Reconstructed jets are matched to the generated jets with an angular distance selection of $\Delta R = \sqrt{(\phi_{\text{gen}}^{\text{jet}} - \phi_{\text{reco}}^{\text{jet}})^2 + (\eta_{\text{gen}}^{\text{jet}} - \eta_{\text{reco}}^{\text{jet}})^2} < 0.9$.

The final measurement is presented in a fiducial volume defined by $Q^2 > 150 \text{ GeV}^2$, $0.2 < y < 0.7$, $p_T^{\text{jet}} > 10$ GeV, and $-1.0 < \eta_{\text{lab}}^{\text{jet}} < 2.5$; the total inclusive jet cross section in this region is denoted σ_{jet} .

Unfolding method. Following successful applications of artificial neural networks (NNs) to H1 event reconstruction [16, 96, 97] the ML-based MULTIFOLD technique [65, 66] is used to correct for detector effects. Unlike other widely used forms of unfolding based on regularized matrix inversion [98–100], MULTIFOLD allows the data to be unfolded unbinned and simultaneously in many dimensions, due to the structure and flexibility of NNs. Furthermore, unlike

other approaches to unbinned [101–106] or ML-based [103–108] unfolding, MULTIFOLD reduces to the widely studied iterative unfolding approach [98, 109, 110] when the inputs are binned. At each iteration, MULTIFOLD employs NN classifiers to estimate likelihood ratios that are used as event weights. At each iteration, a classifier is trained to distinguish data from simulation and then the corresponding weights at detector-level are inherited by the corresponding particle-level events in simulation. To accommodate the stochastic nature of the detector response, a second classifier is used to distinguish the original simulation from the one with detector-level weights. This produces a weighting map that is a proper function of the particle-level phase space. The weights can then be applied to detector-level. This process is repeated a total of five times. The number of iterations is chosen such that the closure tests described below do not dominate the total uncertainty. A brief technical review of the MULTIFOLD method can be found in the Supplement, including the statistical origin of the reweighting [111, 112] and properties of the neural networks [113].

The unfolding is performed simultaneously for eight observables (\bar{p}_T^e , p_z^e , p_T^{jet} , η^{jet} , ϕ^{jet} , q_T^{jet}/Q , and $\Delta\phi^{\text{jet}}$) and is unbinned. The distributions of the four target observables (p_T^{jet} , η^{jet} , q_T^{jet}/Q , and $\Delta\phi^{\text{jet}}$) are presented as separate histograms for the quantitative comparison of predictions to data; the other observables provide a comprehensive set of possible migrations and detector effects of the target observables. All NNs are implemented in KERAS [114] and TENSORFLOW [115] using the ADAM [116] optimization algorithm. The networks have three hidden layers with 50, 100, and 50 nodes per layer, respectively, using rectified linear unit activation functions for intermediate layers and a sigmoid function for the final layer. At each iteration/step, the data and simulations are split into 50% for training, 50% for validation, and all simulated events are used for the final results. Binary cross-entropy is used as the loss function and training proceeds until the validation loss does not improve for 10 epochs in a row. All of the algorithm hyperparameters are near their default values, with small changes made to qualitatively improve the precision across observables.

The statistical uncertainty of the measurement is determined using the bootstrap technique² [119]. In particular, the unfolding procedure is repeated on 100 pseudo datasets, each constructed by resampling the data with replacement. As the number of MC events significantly exceeds the number of data events, the MC dataset is kept fixed. The resulting statistical uncertainty ranges from about 0.5 to 10% for the jet transverse momentum measurement, and it ranges from 0.5 to 3.5% for the other measurements. Variations from the random nature of the network initialization and training are found to be negligible compared to the data statistical uncertainty.

Uncertainties. Systematic uncertainties are evaluated by varying an aspect of the simulation and repeating the unfolding. The procedures used here closely follow other recent H1 analyses [6, 16]. The HFS-object energy scale uncertainty originates from two contributions: HFS objects contained in high p_T jets and other HFS objects. In both cases, the energy-scale uncertainty is $\pm 1\%$ [16, 96]. Both uncertainties are estimated separately by varying the corresponding HFS energy by $\pm 1\%$. The uncertainty of the measurement of the azimuthal angle of the HFS objects is ± 20 mrad. The uncertainty of the measurement of the energy of the scattered lepton ranges from $\pm 0.5\%$ at backward and central regions [120] to $\pm 1\%$ at forward regions [16]. The uncertainty of the measurement of the azimuthal angle of the scattered lepton is ± 1 mrad [28]. The uncertainty associated with the modeling of the hadronic final state in the event generator used for unfolding and acceptance corrections is estimated by the difference between the results obtained using DJANGO and RAPGAP. Given that the differential cross sections are reported normalized to the inclusive jet cross section, normalization uncertainties such as luminosity scale or trigger efficiency cancel in the ratio.

The bias of the unfolding procedure is determined by taking the difference in the result when unfolding with RAPGAP and with DJANGO. This procedure gives a consistent result to unfolding detector-level RAPGAP with DJANGO (and vice versa). It was also verified that unfolding RAPGAP with itself using statistically independent samples gives unbiased results within MC statistical uncertainties. The RAPGAP and DJANGO distributions bracket the data and have rather different underlying models. Therefore, comparing the results with both generators provides a realistic evaluation of the procedure bias. This uncertainty is typically below a few percent, but reaches 10% at low q_T^{jet}/Q .

The total systematic uncertainty ranges from 2 to 25% for p_T^{jet} ; from 3 to 7% for $\eta_{\text{lab}}^{\text{jet}}$; from 4 to 15% in q_T^{jet}/Q ; and from 4 to 6% for $\Delta\phi^{\text{jet}}$.

Theory predictions. The unfolded data are compared to fixed order calculations within perturbative QCD (pQCD) and calculations within the TMD factorization framework. The pQCD calculation at next-to-next-to-leading

² For a discussion of the interplay between deep learning and the bootstrap, see e.g. [117, 118].

order (NNLO) accuracy in QCD (up to $\mathcal{O}(\alpha_s^2)$) was obtained with the POLDIS code [121, 122], which is based on the Projection to Born Method [123]. These calculations are multiplied by hadronization corrections that are obtained with PYTHIA 8.3 [124, 125] using its default set of parameters. These corrections are smaller than 10% for most kinematic intervals and are consistent with corrections derived by an alternative generator, HERWIG 7.2 [126, 127], using its default parameters. The uncertainty of the calculations is given by the variation the factorization and renormalization scale Q^2 by a factor of two [121, 122] as well as NLOPDF4LHC15 variations [128].

The TMD calculation uses the framework developed in Refs. [33, 34] using the same jet radius and algorithm used in this work³. The inputs are TMD PDFs and soft functions derived in Ref. [129], which were extracted from an analysis of semi-inclusive DIS and Drell-Yan data. The calculation is performed at the next-to-leading logarithmic accuracy. This calculation is performed within TMD factorization and no matching to the high q_T region is included, where the TMD approach is expected to be inaccurate. In contrast to pQCD calculations, the TMD calculations do not require non-perturbative corrections, because such effects are already included. Calculations with the TMD framework are available for the TMD sensitive cross sections, which are q_T^{jet}/Q and $\Delta\phi^{\text{jet}}$. Uncertainties are not yet available for the TMD predictions⁴. Additional TMD-based calculations are provided by the MC generator CASCADE [131], using matrix elements from KATIE [132] and parton branching TMD PDFs [133–135]. A first setup integrates to HERAPDF2.0 [136] and a second setup uses angular ordering and p_T as the renormalization scale [137, 138].

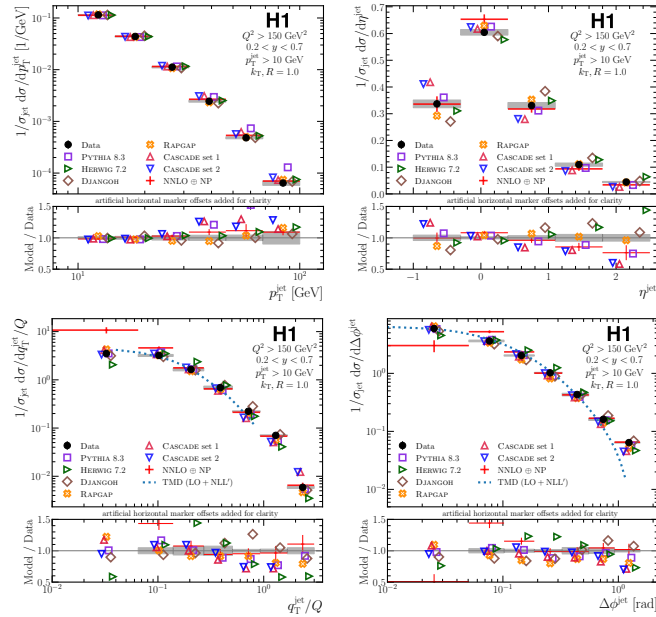


Figure 2. Measured cross sections, normalized to the inclusive jet production cross section, as a function of the jet transverse momentum (top left) and jet pseudorapidity (top right), lepton-jet momentum balance (q_T^{jet}/Q) (lower left), and lepton-jet azimuthal angle correlation ($\Delta\phi^{\text{jet}}$) (lower right). Predictions obtained with the pQCD (corrected by hadronization effects, “NP”) are shown as well. Predictions obtained with the TMD framework are shown for the q_T^{jet}/Q and $\Delta\phi^{\text{jet}}$ cross sections. At the bottom, the ratio between predictions and the data are shown. The gray bands represent the total systematic uncertainty of the measurement; the bars represent the statistical uncertainty of the measurement, which is typically smaller than the marker size. The error bar on the NNLO calculation represents scale, PDF, and hadronization uncertainties. The statistical uncertainties on the MC predictions are smaller than the markers.

Results. The unfolded data and comparisons to predictions are presented in Fig. 2. The p_T^{jet} and $\eta_{\text{lab}}^{\text{jet}}$ cross sections are described within uncertainties by the NNLO calculation. Note that while the QED corrections are mostly small,

³ This differs from the original paper [33] using the anti- k_T algorithm. The difference is power suppressed at the accuracy of the calculation.

⁴ The scale variation procedure that is standard in the collinear framework does not translate easily to the TMD framework [130].

they are up to 25% at high $\eta_{\text{lab}}^{\text{jet}}$ and are essential for the observed accuracy. This result complements measurements [139] at lower Q^2 which were found to be in good agreement with pQCD calculations [140]. The $q_{\text{T}}^{\text{jet}}/Q$ spectrum, measured here for the first time, is described by the NNLO calculation within uncertainties in the region $q_{\text{T}}^{\text{jet}}/Q > 0.2$. At lower values, the predictions deviate by up to a factor of 2.5. The TMD calculation, which includes resummation, describes the data from the low $q_{\text{T}}^{\text{jet}}$ to up to $q_{\text{T}}^{\text{jet}}/Q \approx 0.6$, which is well beyond the typically assumed validity region of the TMD framework ($q_{\text{T}}^{\text{jet}}/Q \lesssim 0.25$). The agreement between the TMD calculation and data supports the underlying TMD PDFs, soft functions, and their TMD evolution, although lack of robust theory uncertainties prevent us from drawing firm conclusions. The NNLO calculation describes the $\Delta\phi^{\text{jet}}$ spectrum within uncertainties, except at low $\Delta\phi^{\text{jet}}$ where deviations are observed, as expected since in this region soft processes dominate and contributions from logarithmic terms are enhanced. The TMD calculation describes the data well for $\Delta\phi^{\text{jet}} < 0.75$ rad. The overlap of the pure TMD and collinear QCD calculations over a significant region of the $q_{\text{T}}^{\text{jet}}/Q$ and $\Delta\phi^{\text{jet}}$ spectra indicate that these data could constrain the matching between the two frameworks, which is an open problem [141].

RAPGAP describes the $p_{\text{T}}^{\text{jet}}$ and $\eta_{\text{lab}}^{\text{jet}}$ cross sections within uncertainties, whereas DJANGO describes the $p_{\text{T}}^{\text{jet}}$ cross section within uncertainty and shows small but significant differences with the $\eta_{\text{lab}}^{\text{jet}}$ cross section. PYTHIA 8.3 describes the low $p_{\text{T}}^{\text{jet}}$ spectrum well, but predicts a significantly harder $p_{\text{T}}^{\text{jet}}$ spectrum beyond about 30 GeV; there are also significant deviations in the $\eta_{\text{lab}}^{\text{jet}}$ cross section. HERWIG 7.2 describes the entire $p_{\text{T}}^{\text{jet}}$ spectrum well, but deviates from the data at high $\eta_{\text{lab}}^{\text{jet}}$ and for all $\Delta\phi^{\text{jet}}$ and $q_{\text{T}}^{\text{jet}}/Q$. The CASCADE calculations describe the $p_{\text{T}}^{\text{jet}}$ spectrum well but fail for the $\eta_{\text{lab}}^{\text{jet}}$ shape; they also describe the data reasonably well at low $q_{\text{T}}^{\text{jet}}/Q$ and $\Delta\phi$ while missing the large values, likely due to missing higher-order contributions. While no event generator describes the $q_{\text{T}}^{\text{jet}}/Q$ and $\Delta\phi^{\text{jet}}$ cross sections over the entire range, the data are mostly contained within the spread of predictions.

Even though uncertainties are not yet available for the TMD predictions, the spread in predictions that use different TMD sets (including CASCADE) is comparable to the experimental and fixed-order uncertainties. This suggests that these data will have constraining power towards a global description of TMD and collinear effects across scales.

Summary and conclusions. Measurements of jet production in neutral current DIS events with $Q^2 > 150$ GeV² and $0.2 < y < 0.7$ have been presented. Jets are reconstructed in the laboratory frame with the k_{T} algorithm and distance parameter $R = 1$. The following observables are measured: jet transverse momentum and pseudorapidity, as well as the TMD-sensitive observables $q_{\text{T}}^{\text{jet}}/Q$ (lepton-jet momentum imbalance) and $\Delta\phi$ (lepton-jet azimuthal angle correlation).

This work provides the first measurement of lepton-jet imbalance at high Q^2 , a variable recently proposed [33, 34] for probing TMD PDFs and their evolution. The data agree in a wide kinematic range with calculations that use TMD PDFs extracted from low Q^2 semi-inclusive DIS data and parton branching TMD PDFs extracted from other HERA data. The experimental uncertainty is comparable to the spread from predictions using different TMD sets, suggesting that when a full TMD uncertainty breakdown is available, the data will be able to constrain the models.

These measurements bridge the kinematic gap between DIS measurements from fixed target experiments and Drell-Yan measurements at hadron colliders, and may provide a test of TMD factorization, TMD evolution and TMD universality. These measurements complement previous and ongoing studies of TMD physics in hadronic collisions [142–147] and provide a baseline for jet studies in DIS of polarized protons and nuclei at the future Electron Ion Collider [148, 149].

This measurement also represents a milestone in the use of ML techniques for experimental physics, as it provides the first example of ML-assisted unfolding, which is based on the recently proposed MULTIFOLD method [65] and enables simultaneous and unbinned unfolding in high dimensions. This opens up the possibility for high dimensional explorations of nucleon structure with H1 data and beyond.

ACKNOWLEDGMENTS

ACKNOWLEDGEMENTS

We are grateful to the HERA machine group whose outstanding efforts have made this experiment possible. We thank the engineers and technicians for their work in constructing and maintaining the H1 detector, our funding

agencies for financial support, the DESY technical staff for continual assistance and the DESY directorate for support and for the hospitality which they extend to the non-DESY members of the collaboration.

We express our thanks to all those involved in securing not only the H1 data but also the software and working environment for long term use, allowing the unique H1 data set to continue to be explored. The transfer from experiment specific to central resources with long term support, including both storage and batch systems, has also been crucial to this enterprise. We therefore also acknowledge the role played by DESY-IT and all people involved during this transition and their future role in the years to come.

We thank Daniel de Florian, Ignacio Borsa and Ivan Pedron for the pQCD calculations and Feng Yuan and Zhongbo Kang for the TMD calculations, and Felix Ringer for guidance for the theory interpretation.

^{f1} supported by the U.S. DOE Office of Science

^{f2} supported by FNRS-FWO-Vlaanderen, IISN-IKW and IWT and by Interuniversity Attraction Poles Programme, Belgian Science Policy

^{f3} supported by the UK Science and Technology Facilities Council, and formerly by the UK Particle Physics and Astronomy Research Council

^{f4} supported by the Romanian National Authority for Scientific Research under the contract PN 09370101

^{f5} supported by the Bundesministerium für Bildung und Forschung, FRG, under contract numbers 05H09GUF, 05H09VHC, 05H09VHF, 05H16PEA

^{f6} partially supported by Polish Ministry of Science and Higher Education, grant DPN/N168/DESY/2009

^{f7} Russian Foundation for Basic Research (RFBR), grant no 1329.2008.2 and Rosatom

^{f8} Russian Foundation for Sciences, project no 14-50-00150

^{f9} partially supported by Ministry of Science of Montenegro, no. 05-1/3-3352

^{f10} supported by the Ministry of Education of the Czech Republic under the project INGO-LG14033

^{f11} supported by CONACYT, México, grant 48778-F

^{f12} supported by the Swiss National Science Foundation

-
- [1] A. Ali and G. Kramer, *Eur. Phys. J. H* **36**, 245 (2011), [arXiv:1012.2288 \[hep-ph\]](#).
- [2] G. P. Salam, *Eur. Phys. J. C* **67**, 637 (2010), [arXiv:0906.1833 \[hep-ph\]](#).
- [3] K. Rabbertz, *Jet Physics at the LHC: The Strong Force beyond the TeV Scale*, Springer Tracts in Modern Physics, Vol. 268 (Springer, Berlin, 2017).
- [4] A. J. Larkoski, I. Moult, and B. Nachman, *Phys. Rept.* **841**, 1 (2020), [arXiv:1709.04464 \[hep-ph\]](#).
- [5] R. Kogler, B. Nachman, A. Schmidt (eds) et al., *Rev. Mod. Phys.* **91**, 045003 (2019), [arXiv:1803.06991 \[hep-ex\]](#).
- [6] V. Andreev *et al.* (H1 Collaboration), *Eur. Phys. J. C* **77**, 215 (2017), [arXiv:1611.03421 \[hep-ex\]](#).
- [7] C. Adloff *et al.* (H1 Collaboration), *Eur. Phys. J. C* **13**, 397 (2000), [arXiv:hep-ex/9812024](#).
- [8] C. Adloff *et al.* (H1 Collaboration), *Eur. Phys. J. C* **19**, 289 (2001), [arXiv:hep-ex/0010054](#).
- [9] C. Adloff *et al.* (H1 Collaboration), *Phys. Lett. B* **542**, 193 (2002), [arXiv:hep-ex/0206029](#).
- [10] A. Aktas *et al.* (H1 Collaboration), *Eur. Phys. J. C* **33**, 477 (2004), [arXiv:hep-ex/0310019](#).
- [11] A. Aktas *et al.* (H1 Collaboration), *Eur. Phys. J. C* **37**, 141 (2004), [arXiv:hep-ex/0401010](#).
- [12] A. Aktas *et al.* (H1 Collaboration), *Phys. Lett. B* **653**, 134 (2007), [arXiv:0706.3722 \[hep-ex\]](#).
- [13] F. D. Aaron *et al.* (H1 Collaboration), *Eur. Phys. J. C* **65**, 363 (2010), [arXiv:0904.3870 \[hep-ex\]](#).
- [14] F. D. Aaron *et al.* (H1 Collaboration), *Eur. Phys. J. C* **67**, 1 (2010), [arXiv:0911.5678 \[hep-ex\]](#).
- [15] F. D. Aaron *et al.* (H1), *Eur. Phys. J. C* **72**, 1910 (2012), [arXiv:1111.4227 \[hep-ex\]](#).
- [16] V. Andreev *et al.* (H1 Collaboration), *Eur. Phys. J. C* **75**, 65 (2015), [arXiv:1406.4709 \[hep-ex\]](#).
- [17] J. Breitweg *et al.* (ZEUS Collaboration), *Phys. Lett. B* **479**, 37 (2000), [arXiv:hep-ex/0002010](#).
- [18] S. Chekanov *et al.* (ZEUS Collaboration), *Eur. Phys. J. C* **23**, 13 (2002), [arXiv:hep-ex/0109029](#).
- [19] S. Chekanov *et al.* (ZEUS Collaboration), *Phys. Lett. B* **547**, 164 (2002), [arXiv:hep-ex/0208037](#).
- [20] S. Chekanov *et al.* (ZEUS Collaboration), *Eur. Phys. J. C* **35**, 487 (2004), [arXiv:hep-ex/0404033](#).
- [21] S. Chekanov *et al.* (ZEUS Collaboration), *Nucl. Phys. B* **765**, 1 (2007), [arXiv:hep-ex/0608048](#).
- [22] S. Chekanov *et al.* (ZEUS Collaboration), *Phys. Lett. B* **649**, 12 (2007), [arXiv:hep-ex/0701039](#).
- [23] H. Abramowicz *et al.* (ZEUS Collaboration), *Eur. Phys. J. C* **70**, 965 (2010), [arXiv:1010.6167 \[hep-ex\]](#).
- [24] H. Abramowicz *et al.* (ZEUS Collaboration), *Phys. Lett. B* **691**, 127 (2010), [arXiv:1003.2923 \[hep-ex\]](#).
- [25] P. Newman and M. Wing, *Rev. Mod. Phys.* **86**, 1037 (2014), [arXiv:1308.3368 \[hep-ex\]](#).

- [26] V. Andreev *et al.* (H1 Collaboration), *Eur. Phys. J. C* **74**, 2814 (2014), arXiv:1312.4821 [hep-ex].
- [27] F. D. Aaron *et al.* (H1 Collaboration), *Eur. Phys. J. C* **71**, 1579 (2011), arXiv:1012.4355 [hep-ex].
- [28] F. D. Aaron *et al.* (H1 Collaboration), *JHEP* **09**, 061, arXiv:1206.7007 [hep-ex].
- [29] S. Chekanov *et al.* (ZEUS Collaboration), *Phys. Lett. B* **682**, 8 (2009), arXiv:0904.1092 [hep-ex].
- [30] F. D. Aaron *et al.* (H1 Collaboration), *Phys. Lett. B* **665**, 139 (2008), arXiv:0805.2809 [hep-ex].
- [31] D. Gutierrez-Reyes, I. Scimemi, W. J. Waalewijn, and L. Zoppi, *Phys. Rev. Lett.* **121**, 162001 (2018), arXiv:1807.07573 [hep-ph].
- [32] D. Gutierrez-Reyes, I. Scimemi, W. J. Waalewijn, and L. Zoppi, *JHEP* **10**, 031, arXiv:1904.04259 [hep-ph].
- [33] X. Liu, F. Ringer, W. Vogelsang, and F. Yuan, *Phys. Rev. Lett.* **122**, 192003 (2019), 1812.08077.
- [34] X. Liu, F. Ringer, W. Vogelsang, and F. Yuan, *Phys. Rev. D* **102**, 094022 (2020), arXiv:2007.12866 [hep-ph].
- [35] Z.-B. Kang, X. Liu, S. Mantry, and D. Y. Shao, *Phys. Rev. Lett.* **125**, 242003 (2020), arXiv:2008.00655 [hep-ph].
- [36] M. Arratia, Y. Makris, D. Neill, F. Ringer, and N. Sato, arXiv:2006.10751 [hep-ph].
- [37] V. N. Gribov and L. N. Lipatov, *Sov. J. Nucl. Phys.* **15**, 438 (1972).
- [38] Y. L. Dokshitzer, *Sov. Phys. JETP* **46**, 641 (1977).
- [39] G. Altarelli and G. Parisi, *Nucl. Phys. B* **126**, 298 (1977).
- [40] M. Aghasyan *et al.* (COMPASS Collaboration), *Phys. Rev. D* **97**, 032006 (2018), arXiv:1709.07374 [hep-ex].
- [41] J. Ashman *et al.* (European Muon Collaboration), *Z. Phys. C* **52**, 361 (1991).
- [42] A. Airapetian *et al.* (HERMES Collaboration), *Phys. Rev. D* **87**, 074029 (2013), arXiv:1212.5407 [hep-ex].
- [43] C. Adolph *et al.* (COMPASS Collaboration), *Eur. Phys. J. C* **73**, 2531 (2013), [Erratum: *Eur. Phys. J. C* **75**, 94 (2015)], arXiv:1305.7317 [hep-ex].
- [44] H. Avakian, B. Parsamyan, and A. Prokudin, *Riv. Nuovo Cim.* **42**, 1 (2019), arXiv:1909.13664 [hep-ex].
- [45] J. Dove *et al.* (SeaQuest), *Nature* **590**, 561 (2021), arXiv:2103.04024 [hep-ph].
- [46] A. Baldit *et al.* (NA51 Collaboration), *Phys. Lett. B* **332**, 244 (1994).
- [47] S. Falciano *et al.* (NA10 Collaboration), *Z. Phys. C* **31**, 513 (1986).
- [48] J. S. Conway *et al.*, *Phys. Rev. D* **39**, 92 (1989).
- [49] M. Aghasyan *et al.* (COMPASS Collaboration), *Phys. Rev. Lett.* **119**, 112002 (2017), arXiv:1704.00488 [hep-ex].
- [50] B. Abbott *et al.* (D0 Collaboration), *Phys. Rev. D* **61**, 032004 (2000), arXiv:hep-ex/9907009.
- [51] V. M. Abazov *et al.* (D0 Collaboration), *Phys. Rev. Lett.* **100**, 102002 (2008), arXiv:0712.0803 [hep-ex].
- [52] V. M. Abazov *et al.* (D0 Collaboration), *Phys. Lett. B* **693**, 522 (2010), arXiv:1006.0618 [hep-ex].
- [53] T. Affolder *et al.* (CDF Collaboration), *Phys. Rev. Lett.* **84**, 845 (2000), arXiv:hep-ex/0001021.
- [54] T. Aaltonen *et al.* (CDF Collaboration), *Phys. Rev. D* **86**, 052010 (2012), arXiv:1207.7138 [hep-ex].
- [55] C. Aidala *et al.* (PHENIX Collaboration), *Phys. Rev. D* **99**, 072003 (2019), arXiv:1805.02448 [hep-ex].
- [56] R. Aaij *et al.* (LHCb Collaboration), *JHEP* **09**, 136, arXiv:1607.06495 [hep-ex].
- [57] R. Aaij *et al.* (LHCb Collaboration), *JHEP* **01**, 155, arXiv:1511.08039 [hep-ex].
- [58] R. Aaij *et al.* (LHCb Collaboration), *JHEP* **08**, 039, arXiv:1505.07024 [hep-ex].
- [59] V. Khachatryan *et al.* (CMS Collaboration), *JHEP* **02**, 096, arXiv:1606.05864 [hep-ex].
- [60] S. Chatrchyan *et al.* (CMS Collaboration), *Phys. Rev. D* **85**, 032002 (2012), arXiv:1110.4973 [hep-ex].
- [61] G. Aad *et al.* (ATLAS Collaboration), *Eur. Phys. J. C* **76**, 291 (2016), arXiv:1512.02192 [hep-ex].
- [62] G. Aad *et al.* (ATLAS Collaboration), *JHEP* **09**, 145, arXiv:1406.3660 [hep-ex].
- [63] M. A. Ebert, I. W. Stewart, and Y. Zhao, *Phys. Rev. D* **99**, 034505 (2019), arXiv:1811.00026 [hep-ph].
- [64] P. Shanahan, M. Wagman, and Y. Zhao, *Phys. Rev. D* **102**, 014511 (2020), arXiv:2003.06063 [hep-lat].
- [65] A. Andreassen, P. T. Komiske, E. M. Metodiev, B. Nachman, and J. Thaler, *Phys. Rev. Lett.* **124**, 182001 (2020), arXiv:1911.09107 [hep-ph].
- [66] A. Andreassen, P. T. Komiske, E. M. Metodiev, B. Nachman, A. Suresh, and J. Thaler, in *9th International Conference on Learning Representations* (2021) arXiv:2105.04448 [stat.ML].
- [67] I. Abt *et al.* (H1 Collaboration), DESY-93-103 (1993).
- [68] B. Andrieu *et al.* (H1 Calorimeter Group), *Nucl. Instrum. Meth. A* **336**, 460 (1993).
- [69] I. Abt *et al.* (H1 Collaboration), *Nucl. Instrum. Meth. A* **386**, 310 (1997).
- [70] I. Abt *et al.* (H1 Collaboration), *Nucl. Instrum. Meth. A* **386**, 348 (1997).
- [71] R. D. Appuhn *et al.* (H1 SPACAL Group), *Nucl. Instrum. Meth. A* **386**, 397 (1997).
- [72] D. Pitzl *et al.*, *Nucl. Instrum. Meth. A* **454**, 334 (2000), arXiv:hep-ex/0002044.
- [73] B. Andrieu *et al.* (H1 Calorimeter Group), *Nucl. Instrum. Meth. A* **350**, 57 (1994).
- [74] B. Andrieu *et al.* (H1 Calorimeter Group), *Nucl. Instrum. Meth. A* **336**, 499 (1993).
- [75] R. D. Appuhn *et al.* (H1 SPACAL Group), *Nucl. Instrum. Meth. A* **386**, 397 (1997).
- [76] F. D. Aaron *et al.* (H1 Collaboration), *Eur. Phys. J. C* **72**, 2163 (2012), [Erratum: *Eur. Phys. J. C* **74**, 2733 (2012)], arXiv:1205.2448 [hep-ex].
- [77] C. Adloff *et al.* (H1 Collaboration), *Eur. Phys. J. C* **30**, 1 (2003), arXiv:hep-ex/0304003.

- [78] U. Bassler and G. Bernardi, *Nucl. Instrum. Meth. A* **361**, 197 (1995), [arXiv:hep-ex/9412004](#).
- [79] M. Peez, Search for deviations from the standard model in high transverse energy processes at the electron proton collider HERA. (Thesis, Univ. Lyon) (2003).
- [80] S. Hellwig, Untersuchung der $D^* - \pi$ slow Double Tagging Methode in Charmanalysen. (Diploma, Univ. Hamburg) (2005).
- [81] B. Porthault, First measurement of charged and neutral current cross sections with the polarized positron beam at HERA II and QCD-electroweak analyses. (Thesis, Univ. Paris XI) (2005).
- [82] K. Charchula, G. A. Schuler, and H. Spiesberger, *Comput. Phys. Commun.* **81**, 381 (1994).
- [83] H. Jung, *Comput. Phys. Commun.* **86**, 147 (1995).
- [84] H. Spiesberger, A. A. Akhundov, H. Anlauf, D. Y. Bardin, J. Blümlein, H. D. Dahmen, S. Jadach, L. V. Kalinovskaya, A. Kwiatkowski, P. Manakos, T. Mannel, H. J. Möhring, G. Montagna, O. Nicosini, T. Ohl, W. Placzek, T. Riemann, and L. Viola, *CERN-TH-6447-92*, 43 (1992).
- [85] A. Kwiatkowski, H. Spiesberger, and H. J. Mohring, *Z. Phys. C* **50**, 165 (1991).
- [86] A. Kwiatkowski, H. Spiesberger, and H. J. Mohring, *Comput. Phys. Commun.* **69**, 155 (1992).
- [87] J. Pumplin, D. R. Stump, J. Huston, H. L. Lai, P. M. Nadolsky, and W. K. Tung, *JHEP* **07**, 012, [arXiv:hep-ph/0201195](#).
- [88] B. Andersson, G. Gustafson, G. Ingelman, and T. Sjöstrand, *Phys. Rept.* **97**, 31 (1983).
- [89] S. Schael *et al.* (ALEPH Collaboration), *Phys. Lett. B* **606**, 265 (2005).
- [90] L. Lönnblad, *Comput. Phys. Commun.* **71**, 15 (1992).
- [91] R. Brun, F. Bruyant, M. Maire, A. C. McPherson, and P. Zancarini, CERN-DD-EE-84-01 (1987).
- [92] M. Cacciari, G. P. Salam, and G. Soyez, *Eur. Phys. J. C* **72**, 1896 (2012), [arXiv:1111.6097 \[hep-ph\]](#).
- [93] M. Cacciari and G. P. Salam, *Phys. Lett. B* **641**, 57 (2006), [arXiv:hep-ph/0512210](#).
- [94] S. Catani, Y. L. Dokshitzer, M. H. Seymour, and B. R. Webber, *Nucl. Phys. B* **406**, 187 (1993).
- [95] S. D. Ellis and D. E. Soper, *Phys. Rev. D* **48**, 3160 (1993), [arXiv:hep-ph/9305266](#).
- [96] R. Kogler, *Measurement of jet production in deep-inelastic ep scattering at HERA*. (Thesis, Univ. Hamburg), 2011.
- [97] M. Sauter, Measurement of beauty photoproduction at threshold using di-electron events with the H1 detector at HERA. (Thesis, ETH Zurich), 2009.
- [98] G. D’Agostini, *Nucl. Instrum. Meth. A* **362**, 487 (1995).
- [99] A. Höcker and V. Kartvelishvili, *Nucl. Instrum. Meth. A* **372**, 469 (1996), [arXiv:hep-ph/9509307 \[hep-ph\]](#).
- [100] S. Schmitt, *JINST* **7**, T10003, [arXiv:1205.6201 \[physics.data-an\]](#).
- [101] G. Zech and B. Aslan, *Statistical problems in particle physics, astrophysics and cosmology. Proceedings, Conference, PHYSTAT 2003, Stanford, USA, September 8-11, 2003*, eConf **C030908**, TUGT001 (2003).
- [102] L. Lindemann and G. Zech, *Nucl. Instrum. Meth. A* **354**, 516 (1995).
- [103] K. Datta, D. Kar, and D. Roy, (2018), [arXiv:1806.00433 \[physics.data-an\]](#).
- [104] M. Bellagente, A. Butter, G. Kasieczka, T. Plehn, A. Rousselot, R. Winterhalder, L. Ardizzone, and U. Köthe, *SciPost Phys.* **9**, 074 (2020), [arXiv:2006.06685 \[hep-ph\]](#).
- [105] M. Bellagente, A. Butter, G. Kasieczka, T. Plehn, and R. Winterhalder, *SciPost Phys.* **8**, 070 (2020), [arXiv:1912.00477 \[hep-ph\]](#).
- [106] M. Vandegar, M. Kagan, A. Wehenkel, and G. Louppe, in *Proceedings of The 24th International Conference on Artificial Intelligence and Statistics*, Proceedings of Machine Learning Research, Vol. 130, edited by A. Banerjee and K. Fukumizu (PMLR, 2021) pp. 2107–2115.
- [107] N. D. Gagunashvili, (2010), [arXiv:1004.2006 \[physics.data-an\]](#).
- [108] A. Glazov, (2017), [arXiv:1712.01814 \[physics.data-an\]](#).
- [109] L. B. Lucy, *Astronomical Journal* **79**, 745 (1974).
- [110] W. H. Richardson, *J. Opt. Soc. Am.* **62**, 55 (1972).
- [111] T. Hastie, R. Tibshirani, and J. Friedman, *The Elements of Statistical Learning*, Springer Series in Statistics (Springer New York Inc., New York, NY, USA, 2001).
- [112] M. Sugiyama, T. Suzuki, and T. Kanamori, *Density Ratio Estimation in Machine Learning* (Cambridge University Press, 2012).
- [113] X. Glorot and Y. Bengio, in *Proceedings of the Thirteenth International Conference on Artificial Intelligence and Statistics*, Proceedings of Machine Learning Research, Vol. 9, edited by Y. W. Teh and M. Titterton (PMLR, Chia Laguna Resort, Sardinia, Italy, 2010) pp. 249–256.
- [114] F. Chollet, Keras, <https://github.com/fchollet/keras> (2017).
- [115] M. Abadi, P. Barham, J. Chen, Z. Chen, A. Davis, J. Dean, M. Devin, S. Ghemawat, G. Irving, M. Isard, *et al.*, *OSDI* **16**, 265 (2016).
- [116] D. Kingma and J. Ba, *ICLR* **3** (2015), [arXiv:1412.6980 \[cs\]](#).
- [117] J. Nixon, B. Lakshminarayanan, and D. Tran, in *“I Can’t Believe It’s Not Better!” NeurIPS 2020 workshop* (2020).
- [118] M. Austern and V. Syrgkanis, in *NeurIPS 2021* (2021).

- [119] B. Efron, *The Annals of Statistics* **7**, 1 (1979).
- [120] F. D. Aaron *et al.* (H1 Collaboration), *Eur. Phys. J. C* **71**, 1769 (2011), [Erratum: *Eur. Phys. J. C* **72**, 2252 (2012)], [arXiv:1106.1028](https://arxiv.org/abs/1106.1028) [hep-ex].
- [121] I. Borsa, D. de Florian, and I. Pedron, *Phys. Rev. Lett.* **125**, 082001 (2020), [arXiv:2005.10705](https://arxiv.org/abs/2005.10705) [hep-ph].
- [122] I. Borsa, D. de Florian, and I. Pedron, *Phys. Rev. D* **103**, 014008 (2021), [arXiv:2010.07354](https://arxiv.org/abs/2010.07354) [hep-ph].
- [123] M. Cacciari, F. A. Dreyer, A. Karlberg, G. P. Salam, and G. Zanderighi, *Phys. Rev. Lett.* **115**, 082002 (2015), [Erratum: *Phys. Rev. Lett.* **120**, 139901 (2018)], [arXiv:1506.02660](https://arxiv.org/abs/1506.02660) [hep-ph].
- [124] T. Sjöstrand, S. Mrenna, and P. Z. Skands, *JHEP* **05**, 026, [arXiv:hep-ph/0603175](https://arxiv.org/abs/hep-ph/0603175) [hep-ph].
- [125] T. Sjöstrand, S. Ask, J. R. Christiansen, R. Corke, N. Desai, P. Ilten, S. Mrenna, S. Prestel, C. O. Rasmussen, and P. Z. Skands, *Comput. Phys. Commun.* **191**, 159 (2015), [arXiv:1410.3012](https://arxiv.org/abs/1410.3012) [hep-ph].
- [126] J. Bellm *et al.*, *Eur. Phys. J. C* **76**, 196 (2016), [arXiv:1512.01178](https://arxiv.org/abs/1512.01178) [hep-ph].
- [127] M. Bahr *et al.*, *Eur. Phys. J. C* **58**, 639 (2008), [arXiv:0803.0883](https://arxiv.org/abs/0803.0883) [hep-ph].
- [128] J. Butterworth *et al.*, *J. Phys. G* **43**, 023001 (2016), [arXiv:1510.03865](https://arxiv.org/abs/1510.03865) [hep-ph].
- [129] P. Sun, J. Isaacson, C. P. Yuan, and F. Yuan, *Int. J. Mod. Phys. A* **33**, 1841006 (2018), [arXiv:1406.3073](https://arxiv.org/abs/1406.3073) [hep-ph].
- [130] Z. Kang, private communication (2021).
- [131] S. Baranov *et al.*, *Eur. Phys. J. C* **81**, 425 (2021), [arXiv:2101.10221](https://arxiv.org/abs/2101.10221) [hep-ph].
- [132] A. van Hameren, *Comput. Phys. Commun.* **224**, 371 (2018), [arXiv:1611.00680](https://arxiv.org/abs/1611.00680) [hep-ph].
- [133] F. Hautmann, H. Jung, A. Lelek, V. Radescu, and R. Zlebčik, *Phys. Lett. B* **772**, 446 (2017), [arXiv:1704.01757](https://arxiv.org/abs/1704.01757) [hep-ph].
- [134] F. Hautmann, H. Jung, A. Lelek, V. Radescu, and R. Zlebčik, *JHEP* **01**, 070, [arXiv:1708.03279](https://arxiv.org/abs/1708.03279) [hep-ph].
- [135] A. Bermudez Martinez, P. Connor, H. Jung, A. Lelek, R. Žlebčik, F. Hautmann, and V. Radescu, *Phys. Rev. D* **99**, 074008 (2019), [arXiv:1804.11152](https://arxiv.org/abs/1804.11152) [hep-ph].
- [136] H. Abramowicz *et al.* (H1 and ZEUS), *Eur. Phys. J. C* **75**, 580 (2015), [arXiv:1506.06042](https://arxiv.org/abs/1506.06042) [hep-ex].
- [137] A. Bermudez Martinez *et al.*, *Phys. Rev. D* **100**, 074027 (2019), [arXiv:1906.00919](https://arxiv.org/abs/1906.00919) [hep-ph].
- [138] A. Bermudez Martinez *et al.*, *Eur. Phys. J. C* **80**, 598 (2020), [arXiv:2001.06488](https://arxiv.org/abs/2001.06488) [hep-ph].
- [139] S. Chekanov *et al.* (ZEUS), *Phys. Lett. B* **632**, 13 (2006), [arXiv:hep-ex/0502029](https://arxiv.org/abs/hep-ex/0502029).
- [140] T. Gehrmann, A. Huss, J. Niehues, A. Vogt, and D. M. Walker, *Phys. Lett. B* **792**, 182 (2019), [arXiv:1812.06104](https://arxiv.org/abs/1812.06104) [hep-ph].
- [141] J. Collins, L. Gamberg, A. Prokudin, T. C. Rogers, N. Sato, and B. Wang, *Phys. Rev. D* **94**, 034014 (2016), [arXiv:1605.00671](https://arxiv.org/abs/1605.00671) [hep-ph].
- [142] D. Boer and W. Vogelsang, *Phys. Rev. D* **69**, 094025 (2004).
- [143] B. I. Abelev *et al.* (STAR), *Phys. Rev. Lett.* **99**, 142003 (2007).
- [144] C. Bomhof, P. Mulders, W. Vogelsang, and F. Yuan, *Phys. Rev. D* **75**, 074019 (2007).
- [145] L. Adamczyk *et al.* (STAR), *Phys. Rev. D* **97**, 032004 (2018).
- [146] Z.-B. Kang, A. Prokudin, F. Ringer, and F. Yuan, *Phys. Lett. B* **774**, 635 (2017).
- [147] U. D'Alesio, F. Murgia, and C. Pisano, *Phys. Lett. B* **773**, 300 (2017).
- [148] A. Accardi *et al.*, *Eur. Phys. J. A* **52**, 268 (2016), [arXiv:1212.1701](https://arxiv.org/abs/1212.1701) [nucl-ex].
- [149] R. Abdul Khalek *et al.*, (2021), [arXiv:2103.05419](https://arxiv.org/abs/2103.05419) [physics.ins-det].

SUPPLEMENTAL MATERIAL FOR THE PAPER DESY 21-130

Figure 3 illustrates the process of neutral-current deep-inelastic scattering (DIS) that is studied in this paper. The experimental signature of this reaction is shown in Fig. 1 of the main document. Numeric values for the measured cross sections, uncertainties, and hadronization corrections for all four observables presented in Fig. 2 of the main paper are given in Tables I, II, III and IV. The values can also be found at <https://www.hepdata.net>. Note that the hadronization correction (had cor.) is not applied to the data - it is applied only to the fixed order calculations. A graphical representation of the uncertainty breakdown can be found in Fig. 4. Systematic uncertainties of the same type are to be treated as fully correlated between observables. The statistical correlation between bins is presented in Fig. 5. This correlation is computed by bootstrapping the data as described in the main text. Note that there is a small contribution to the correlation from the stochastic nature of the neural network training (e.g. from random initializations) that is not subtracted. Figure 6 shows response matrices per observable and the method non-closure is studied in Fig. 7.

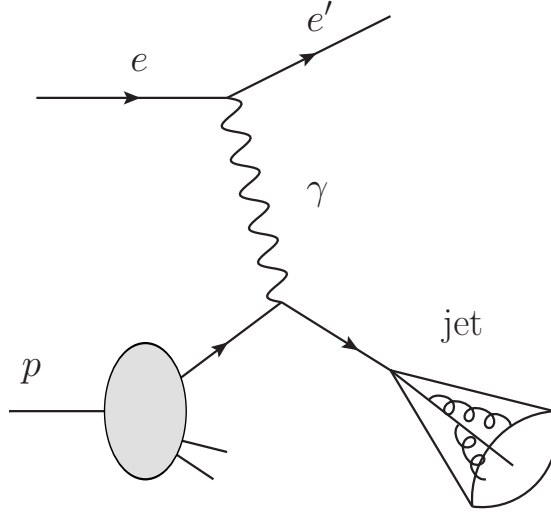


Figure 3. Illustration of the neutral-current DIS.

p_T^{jet} [GeV]	$1/\sigma_{\text{jet}} d\sigma/dp_T^{\text{jet}}$	$\delta_{\text{stat.}}$	$\delta_{\text{tot.}}$	δ_{QED}	$\delta_{\text{HFS(jet)}}$	$\delta_{\text{HFS(other)}}$	$\delta_{\text{HFS}(\phi)}$	$\delta_{\text{Lepton(E)}}$	$\delta_{\text{Lepton}(\phi)}$	δ_{Closure}	had cor.	$\delta_{\text{had.}}$
12.3390	0.1147	0.0004	0.0021	0.0000	0.0007	0.0001	0.0002	0.0009	0.0001	0.0014	0.9808	0.0036
18.1112	0.0439	0.0003	0.0010	0.0001	0.0002	0.0001	0.0001	0.0007	0.0000	0.0007	1.0314	0.0134
26.5836	0.0112	0.0001	0.0004	0.0001	0.0001	0.0000	0.0000	0.0001	0.0000	0.0001	1.0123	0.0141
39.01933	0.00245	0.00004	0.00010	0.00000	0.00004	0.00001	0.00001	0.00001	0.00001	0.00003	0.99659	0.04232
57.27255	0.00048	0.00001	0.00002	0.00001	0.00001	0.00001	0.00000	0.00001	0.00000	0.00001	0.98674	0.10250
84.064603	0.000064	0.000004	0.000006	0.000001	0.000003	0.000001	0.000000	0.000005	0.000002	0.000002	0.959525	0.013713

Table I. Numerical data on normalized inclusive jet cross sections $1/\sigma_{\text{jet}} d\sigma/dp_T^{\text{jet}}$ as a function of the jet transverse momenta p_T^{jet} . Statistical uncertainties $\delta_{\text{stat.}}$, total uncertainties $\delta_{\text{tot.}}$, and the sources of systematic uncertainty δ_{QED} , $\delta_{\text{HFS(jet)}}$, $\delta_{\text{HFS(other)}}$, $\delta_{\text{HFS}(\phi)}$, $\delta_{\text{Lepton(E)}}$, $\delta_{\text{Lepton}(\phi)}$, δ_{Closure} are shown. The hadronisation corrections “had cor.” and their uncertainties are also given.

η^{jet}	$1/\sigma_{\text{jet}} d\sigma/d\eta^{\text{jet}}$	$\delta_{\text{stat.}}$	$\delta_{\text{tot.}}$	δ_{QED}	$\delta_{\text{HFS(jet)}}$	$\delta_{\text{HFS(other)}}$	$\delta_{\text{HFS}(\phi)}$	$\delta_{\text{Lepton(E)}}$	$\delta_{\text{Lepton}(\phi)}$	δ_{Closure}	had cor.	$\delta_{\text{had.}}$
-0.650	0.337	0.003	0.015	0.001	0.003	0.000	0.000	0.007	0.001	0.010	1.134	0.026
0.050	0.605	0.002	0.010	0.001	0.003	0.001	0.002	0.007	0.001	0.007	0.993	0.014
0.750	0.331	0.002	0.011	0.006	0.001	0.000	0.002	0.009	0.000	0.002	0.892	0.025
1.4500	0.1096	0.0005	0.0060	0.0048	0.0003	0.0002	0.0003	0.0027	0.0006	0.0020	0.9248	0.0012
2.1500	0.0444	0.0006	0.0023	0.0007	0.0003	0.0001	0.0001	0.0008	0.0002	0.0018	0.9203	0.0518

Table II. Numerical data on normalized inclusive jet cross sections $1/\sigma_{\text{jet}} d\sigma/d\eta^{\text{jet}}$ as a function of the jet pseudorapidity η^{jet} . Further details are specified in table I.

q_T^{jet}/Q	$1/\sigma_{\text{jet}}d\sigma/dq_T^{\text{jet}}/Q$	$\delta_{\text{stat.}}$	$\delta_{\text{tot.}}$	δ_{QED}	$\delta_{\text{HFS(jet)}}$	$\delta_{\text{HFS(other)}}$	$\delta_{\text{HFS}(\phi)}$	$\delta_{\text{Lepton(E)}}$	$\delta_{\text{Lepton}(\phi)}$	δ_{Closure}	had cor.	$\delta_{\text{had.}}$
0.03	3.51	0.02	0.57	0.01	0.03	0.01	0.01	0.07	0.01	0.37	0.99	0.06
0.102	3.207	0.009	0.154	0.012	0.023	0.012	0.011	0.008	0.006	0.116	0.958	0.052
0.21	1.65	0.01	0.11	0.01	0.02	0.00	0.00	0.03	0.01	0.06	0.99	0.06
0.389	0.691	0.005	0.051	0.001	0.003	0.003	0.004	0.003	0.002	0.035	1.047	0.060
0.716	0.223	0.002	0.005	0.002	0.001	0.002	0.000	0.001	0.001	0.003	1.076	0.020
1.2988	0.0705	0.0009	0.0018	0.0005	0.0012	0.0003	0.0002	0.0010	0.0004	0.0006	1.0647	0.0139
2.3359	0.0059	0.0001	0.0003	0.0001	0.0001	0.0000	0.0000	0.0001	0.0001	0.0002	1.0934	0.0459

Table III. Numerical data on normalized inclusive jet cross sections $1/\sigma_{\text{jet}}d\sigma/dq_T^{\text{jet}}/Q$ as a function of the scaled lepton-jet relative transverse momenta q_T^{jet}/Q . The relative momenta q_T are scaled by the momentum transfer Q as explained in the main text. Further details are specified in table I.

$\Delta\phi^{\text{jet}}$	$1/\sigma_{\text{jet}}d\sigma/d\Delta\phi^{\text{jet}}$	$\delta_{\text{stat.}}$	$\delta_{\text{tot.}}$	δ_{QED}	$\delta_{\text{HFS(jet)}}$	$\delta_{\text{HFS(other)}}$	$\delta_{\text{HFS}(\phi)}$	$\delta_{\text{Lepton(E)}}$	$\delta_{\text{Lepton}(\phi)}$	δ_{Closure}	had cor.	$\delta_{\text{had.}}$
0.03	5.93	0.05	0.30	0.00	0.00	0.01	0.01	0.07	0.01	0.16	0.98	0.01
0.077	3.622	0.003	0.123	0.016	0.004	0.013	0.019	0.036	0.011	0.091	0.973	0.030
0.14	2.03	0.02	0.05	0.02	0.00	0.00	0.00	0.04	0.00	0.00	0.98	0.02
0.26	1.02	0.01	0.02	0.01	0.00	0.00	0.00	0.00	0.00	0.01	1.02	0.00
0.440	0.431	0.004	0.022	0.001	0.001	0.001	0.005	0.009	0.002	0.014	1.053	0.029
0.741	0.161	0.002	0.007	0.003	0.000	0.000	0.001	0.002	0.000	0.006	1.074	0.004
1.2343	0.0640	0.0007	0.0013	0.0006	0.0007	0.0003	0.0001	0.0007	0.0000	0.0003	1.0594	0.0139

Table IV. Numerical data on normalized inclusive jet cross sections $1/\sigma_{\text{jet}}d\sigma/d\Delta\phi^{\text{jet}}$ as a function of the lepton-jet azimuthal angular difference $\Delta\phi^{\text{jet}}$. Further details are specified in table I.

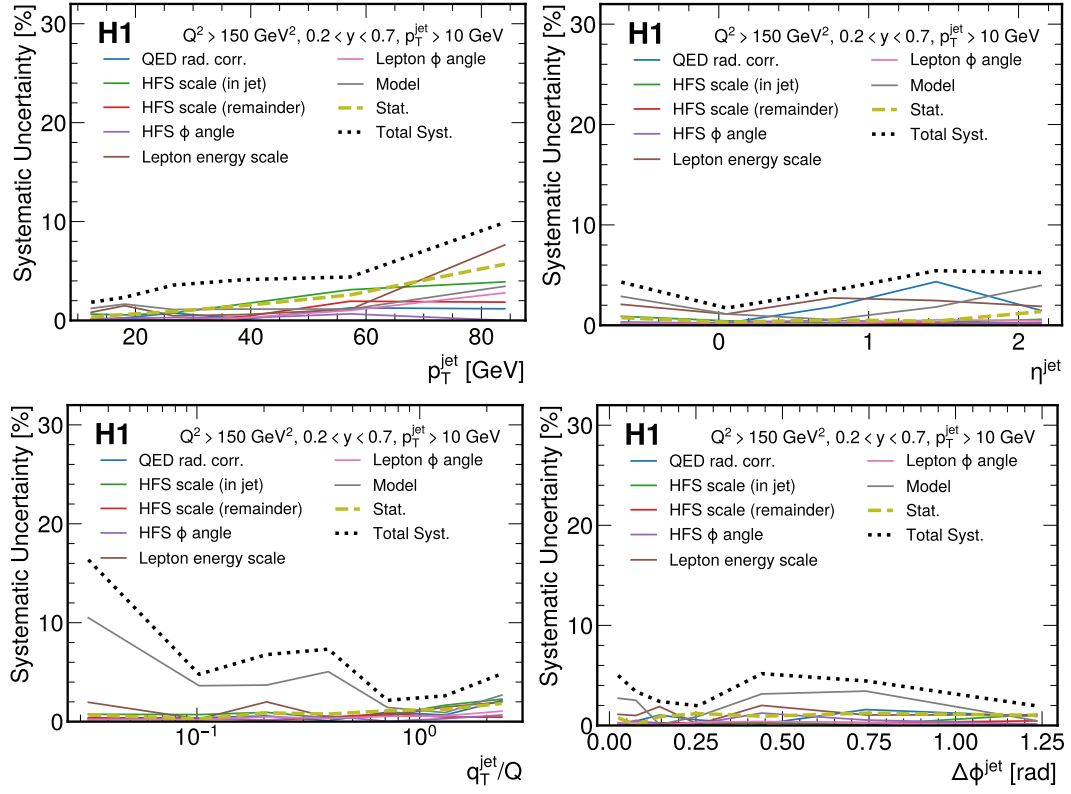


Figure 4. The uncertainty breakdown per observable.

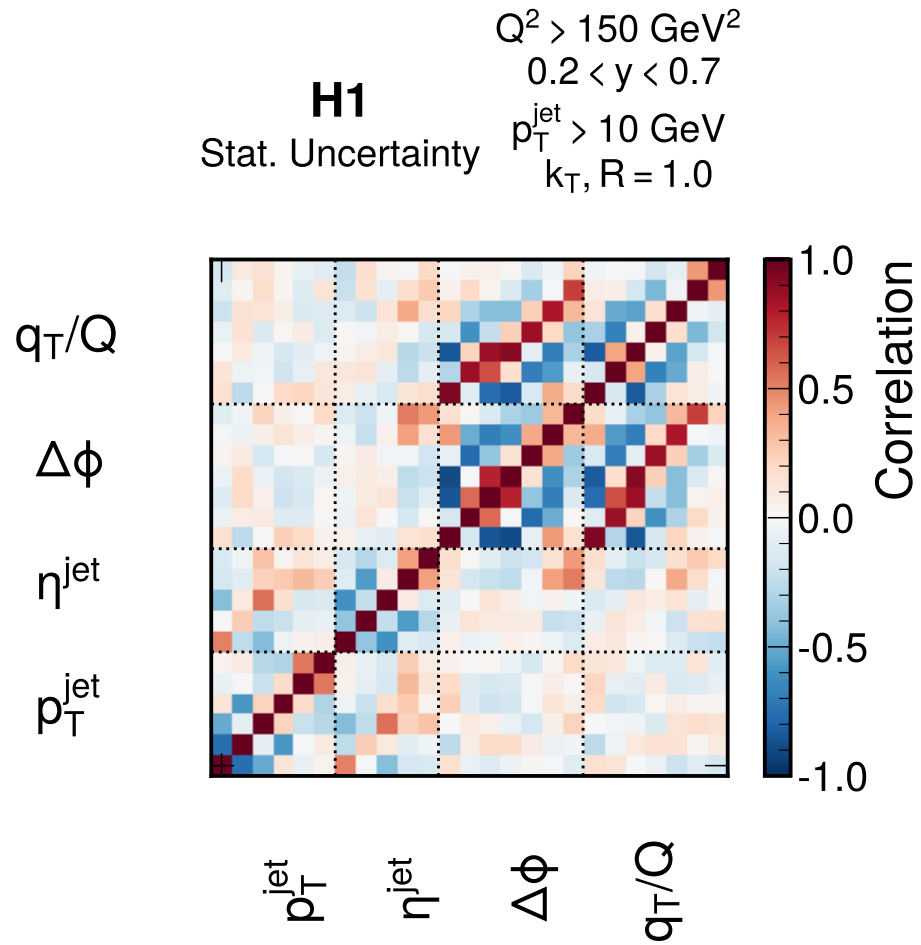


Figure 5. The statistical uncertainty correlation matrix for all measurements combined computed with 100 bootstraps of the data.

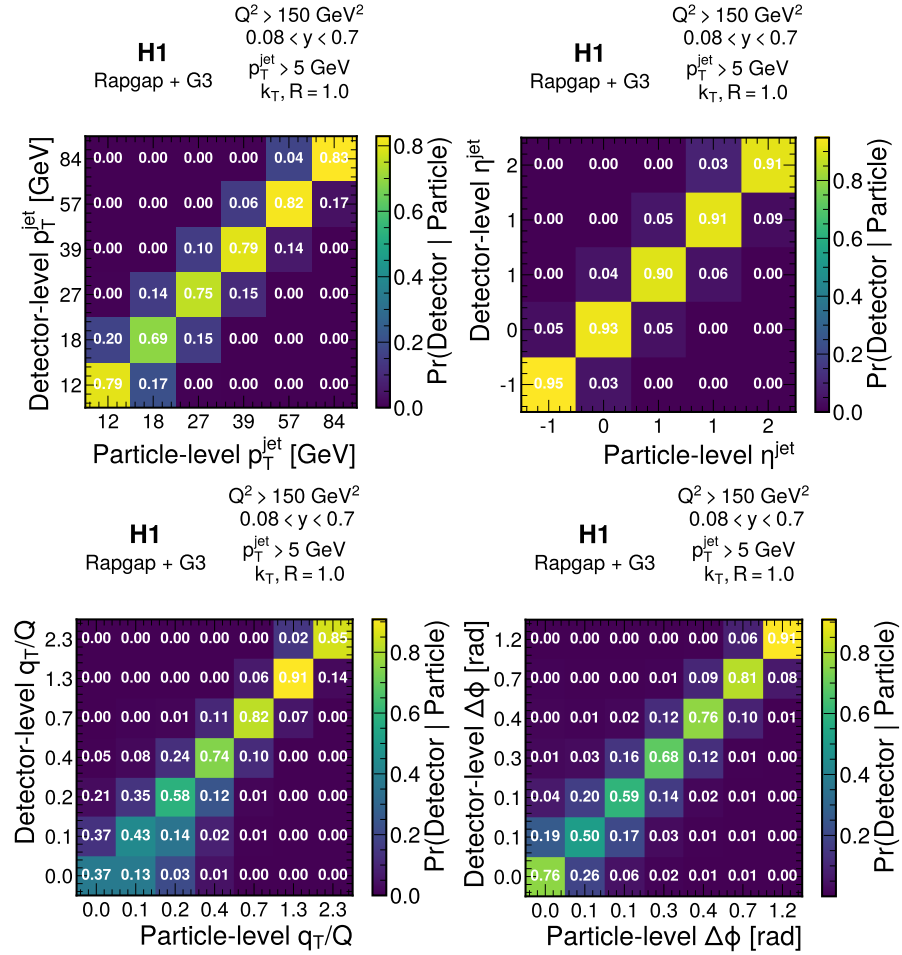


Figure 6. The response matrices per observable. Note that these are not used in the unfolding (which is unbinned); they are shown here for illustration purposes only.

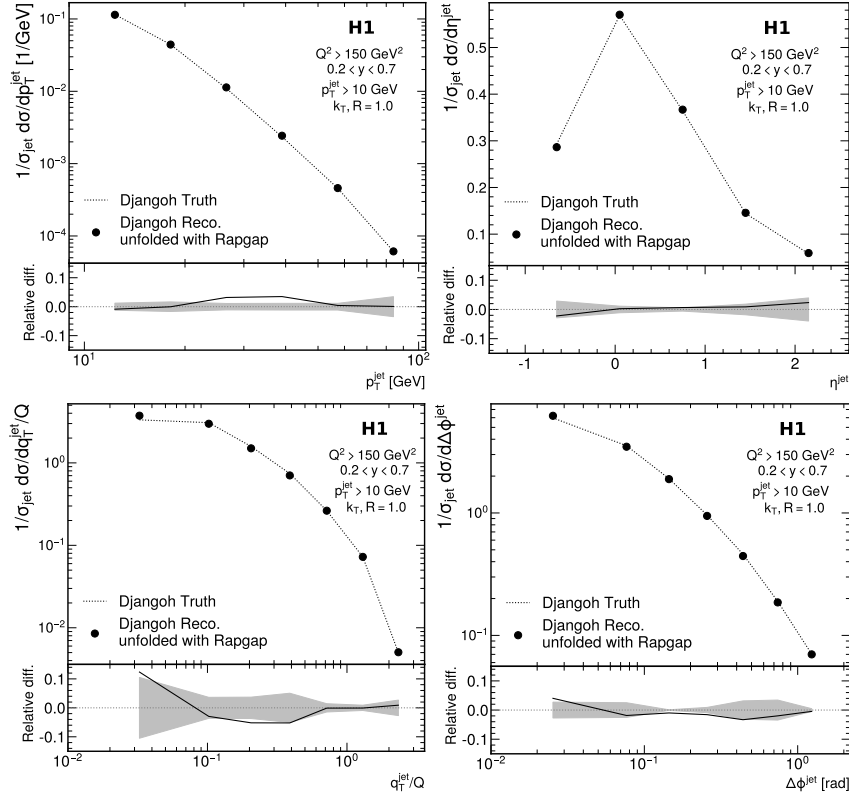


Figure 7. The method non-closure for each observable. Detector-level Djangoh is unfolded using Rapgap (data points) and compared with the particle-level Djangoh (dashed line). No ensembling is used for this result. The solid line in the lower panel shows the relative difference between the unfolded and particle-level Djangoh. The band in the lower panel is the method uncertainty reported in the measurement, computed by taking the difference between the data result unfolded by Djangoh and by Rapgap.

Appendix A: Brief Review of MultiFold

This section briefly reviews the MULTIFOLD technique introduced in Ref. [65, 66]. Let

$\vec{x} = (\vec{p}_T^e, p_z^e, p_T^{\text{jet}}, \eta^{\text{jet}}, \phi^{\text{jet}}, q_T^{\text{jet}}/Q, \Delta\phi^{\text{jet}})$. MULTIFOLD is an iterative, two-step procedure. Let $X_{\text{data}} = \{\vec{x}_i\}$ be the set of events in data and $X_{\text{MC,truth}} = \{\vec{x}_{\text{truth},i}\}$ and $X_{\text{MC,reco}} = \{\vec{x}_{\text{reco},i}\}$ be sets of events in simulation with a correspondance between the two sets. In simulation, we have a set of observables at particle-level (‘truth’) and detector-level (‘reco’) for each event. If an event does not pass the particle-level or detector-level event selection, then the corresponding set of observables are assigned a dummy value $\vec{x} = \emptyset$. Each event i in simulation is also associated with a weight w_i . MULTIFOLD then proceeds iteratively by repeating the following two steps to iteratively adjust a set of event weights ν_i :

1. Train a classifier f to distinguish the weighted simulation at detector-level from the data. The loss function is the binary cross entropy:

$$L_1[f] = - \sum_{\vec{x}_i \in X_{\text{data}}} \log(f(\vec{x}_i)) - \sum_{\vec{x}_i \in X_{\text{MC,reco}}} \nu_i w_i \log(1 - f(\vec{x}_i)), \quad (\text{A1})$$

where both sums only include events that pass the detector-level selection. For events that pass the detector-level selection, define $\lambda_i = \nu_i \times f(\vec{x}_i)/(1 - f(\vec{x}_i))$ for $\vec{x}_i \in X_{\text{MC,reco}}$. For events that do not pass the detector-level selection, $\lambda_i = \nu_i$.

2. Train a classifier g to distinguish the particle-level simulation weighted by ν from the particle-level simulation weighted by λ . The loss function is once again the binary cross entropy:

$$L_2[g] = - \sum_{\vec{x}_i \in X_{\text{MC,truth}}} \lambda_i w_i \log(g(\vec{x}_i)) - \sum_{\vec{x}_i \in X_{\text{MC,truth}}} \nu_i w_i \log(1 - g(\vec{x}_i)), \quad (\text{A2})$$

where both sums only include events that pass the particle-level selection. For events that pass the particle-level selection, define $\nu_i = \nu_i \times g(\vec{x}_i)/(1 - g(\vec{x}_i))$ for $\vec{x}_i \in X_{\text{MC,truth}}$. For events that do not pass the particle-level selection, ν_i is left unchanged from its previous value.

The process is initialized by $\nu_i = 1$ for all events. The $f/(1 - f)$ or $g/(1 - g)$ form for the weights is a well-known (see e.g. Ref. [111, 112]) approximation for the likelihood ratio of the two samples in the left and right sums in each equation. After iterating the above procedure some number of times, the final result is constructed by making histograms with the truth events using the final $\{\nu_i w_i\}$ weights.

Appendix B: Neural Network Settings

Neural networks were trained using three computing systems: one with NVIDIA A40 graphical processing units (GPUs), python 3.8.8, tensorflow 2.5.0, and numpy 1.19.5; one with NVIDIA RTX 6000 GPUs, python 3.8.5, tensorflow 2.2.0, and numpy 1.19.2; and one with NVIDIA V100 GPUs, python 3.9.4, tensorflow 2.4.1, and numpy 1.20.1. All neural networks were composed of three hidden layers with 50 nodes in the first layer, 100 nodes in the second layer, and 50 nodes in the last intermediate layer. Rectified linear unit activation functions are used for all intermediate layers and a sigmoid activation is used in the last layer. None of these hyperparameters were optimized and all other hyperparameters are set to their default values. In particular, the biases are all initialized to zero and the weights are initialized using the Glorot uniform distribution [113].