



HAL
open science

Density-dependent natural selection mediates harvest-induced trait changes

Alix Bouffet-Halle, Jacques Mériguet, David Carmignac, Simon Agostini, Alexis Millot, Samuel Perret, Eric Motard, Beatriz Decenciere, Eric Edeline

► **To cite this version:**

Alix Bouffet-Halle, Jacques Mériguet, David Carmignac, Simon Agostini, Alexis Millot, et al.. Density-dependent natural selection mediates harvest-induced trait changes. *Ecology Letters*, 2021, 24 (4), pp.648-657. <10.1111/ele.13677>. <hal-03335904>

HAL Id: hal-03335904

<https://hal.science/hal-03335904v1>

Submitted on 31 Jan 2025

HAL is a multi-disciplinary open access archive for the deposit and dissemination of scientific research documents, whether they are published or not. The documents may come from teaching and research institutions in France or abroad, or from public or private research centers.

L'archive ouverte pluridisciplinaire **HAL**, est destinée au dépôt et à la diffusion de documents scientifiques de niveau recherche, publiés ou non, émanant des établissements d'enseignement et de recherche français ou étrangers, des laboratoires publics ou privés.



HAL Authorization

The structure of harvest-induced selection

Density-dependent natural selection mediates harvest-induced trait changes

2

4 Alix Bouffet-Halle¹, Jacques Mériguet^{2,3}, David Carmignac⁴, Simon Agostini⁵, Alexis Millot⁶, Samuel Perret^{7,8}, Eric Motard⁹, Beatriz Decenciere¹⁰, Eric Edeline^{11,12*}

6 1: Sorbonne Université, Université Paris Diderot, UPEC, CNRS, INRA, IRD, Institut d'Ecologie et des Sciences de l'Environnement de Paris (iEES-Paris), F-75252 Paris, France. alix.halle@gmail.com

8 2: Ecole Normale Supérieure, CEREEP Ecotron Île-de-France, UMS CNRS ENS 3194, 78 rue du Château, 77140 Saint Pierre-lès-Nemours, France. jacques.meriguet@ens.fr

10 3: Institut de Biologie de l'Ecole Normale Supérieure, CNRS, INSERM, PSL Research University, Paris, France.

12 4: Sorbonne Université, Université Paris Diderot, UPEC, CNRS, INRA, IRD, Institut d'Ecologie et des Sciences de l'Environnement de Paris (iEES-Paris), F-75252 Paris, France. david.carmignac@upmc.fr

14 5: CNRS, CEREEP Ecotron Île-de-France, UMS CNRS ENS 3194, 78 rue du Château, 77140 Saint Pierre-lès-Nemours, France. simon.agostini@ens.fr

16 6: Ecole Normale Supérieure, CEREEP Ecotron Île-de-France, UMS CNRS ENS 3194, 78 rue du Château, 77140 Saint Pierre-lès-Nemours, France. alexis.millot@ens.fr

18 7: CNRS, CEREEP Ecotron Île-de-France, UMS CNRS ENS 3194, 78 rue du Château, 77140 Saint Pierre-lès-Nemours, France.

20 8: Centre d'Ecologie Fonctionnelle et Evolutive CEFE, UMR 5175, Campus CNRS, Université de Montpellier, Université Paul-Valéry Montpellier, Montpellier Cedex 5, France. samuel.perret@cefe.cnrs.fr

22 9: Sorbonne Université, Université Paris Diderot, UPEC, CNRS, INRA, IRD, Institut d'Ecologie et des Sciences de l'Environnement de Paris (iEES-Paris), F-75252 Paris, France. eric.motard@upmc.fr

24 10: CNRS, CEREEP Ecotron Île-de-France, UMS CNRS ENS 3194, 78 rue du Château, 77140 Saint Pierre-lès-Nemours, France. beatriz.decenciere@ens.fr

26 11: Sorbonne Université, Université Paris Diderot, UPEC, CNRS, INRA, IRD, Institut d'Ecologie et des Sciences de l'Environnement de Paris (iEES-Paris), F-75252 Paris, France.

28 12: ESE, Ecology and Ecosystem Health, INRAE, Agrocampus Ouest, Rennes, France. *
Corresponding author: Eric.Edeline@inrae.fr

The structure of harvest-induced selection

30 **Statement of authorship:** ABH performed the laboratory F_1 experiment, contributed to data analysis,
32 wrote the first draft of the manuscript and contributed to subsequent versions. EE designed the study,
34 contributed to the pond experiment, performed data analysis, and led manuscript writing from the
second version. JM, DC, SA, AM, SP, EM and BD contributed to both the pond and laboratory
experiments.

Data accessibility statement: Should the manuscript be accepted, the data supporting the results will
36 be archived in an appropriate public repository and the data DOI will be included at the end of the
article.

38 **Key words:** Adaptive landscapes, Asymmetric competition, Body size, Cannibalism, Eco-evolutionary
feedback loops, Energy allocation rules, Fisheries, Global change, Harvesting yields, Life-history
40 change.

Type of article: Letter.

42 **Manuscript length:** 144 words in the abstract, 4996 words in the main text, 59 references, 0 table, 6
figures, 0 text boxes.

The structure of harvest-induced selection

44

ABSTRACT

Rapid life-history changes caused by size-selective harvesting are often interpreted as a response to
46 direct harvest selection against a large body size. However, similar trait changes may result from a
harvest-induced relaxation of natural selection for a large body size via density-dependent selection.
48 Here, we show evidence of such density-dependent selection favouring large-bodied individuals at high
population densities, in replicated pond populations of medaka fish. Harvesting, in contrast, selected
50 medaka directly against large-bodied medaka and, in parallel, decreased medaka population densities.
Five years of harvesting were enough for harvested and unharvested medaka populations to inherit the
52 classically-predicted trait differences, whereby harvested medaka grew slower and matured earlier than
unharvested medaka. We demonstrate that this life-history divergence was not driven by direct harvest
54 selection for a smaller body size in harvested populations, but by density-dependent natural selection
for a larger body size in unharvested populations.

The structure of harvest-induced selection

56

INTRODUCTION

Phenotypic changes caused by harvesting can be exceptionally rapid (Darimont *et al.* 2009) and may
58 have cascading effects on harvesting yields and ecosystem function (Conover & Munch 2002; Dunlop
et al. 2015). However, the underlying mechanisms that control harvest-induced trait changes are
60 potentially complex and often remain cryptic in empirical studies. The most immediate effect of
harvesting is to reduce population density and increase food resources in survivors (Fig. 1, Removal →
62 Density-dependent plasticity pathway), which results in higher rates of somatic growth and
reproduction (Verhulst 1838; Hilborn & Walters 1992). However, in parallel, harvesting is often
64 directly size-selective (Fig. 1, Direct harvest selection pathway) and generates complex selective
pressures on body size and size-related traits (Matsumura *et al.* 2011 and references therein).

66 The form and strength of direct harvest selection depends on the specific pattern of selectivity of the
fishing gear combined with fishing pressure (Kuparinen *et al.* 2009). For instance, gears targeting
68 large-bodied individuals directly select against fast-growing genotypes (Conover & Munch 2002;
Edeline *et al.* 2007, 2009; Swain *et al.* 2007) and, in parallel, select against late-maturing genotypes
70 through reducing life expectancy (Ernande *et al.* 2004; Dunlop *et al.* 2009; Heino *et al.* 2015).
Accordingly, a number of empirical and experimental studies have associated harvesting with change
72 towards earlier maturation at a smaller body size and/or towards slower somatic growth (see reviews by
Diaz Pauli & Heino 2014; Heino *et al.* 2015; Kuparinen & Festa-Bianchet 2017). Note, however, that
74 selection for an earlier maturation may also result in evolution of faster somatic growth, allowing for
earlier maturation (Dunlop *et al.* 2009; Eikeset *et al.* 2016; Diaz Pauli *et al.* 2017).

The structure of harvest-induced selection

76 Recently, eco-genetic models have further revealed that the presence and strength of density-dependent
plasticity in somatic growth can alter the amount and direction of direct harvest selection (Gobin et al.
78 2018, Modulation pathway in Fig. 1). Such interactions occur because density-dependent plastic
changes in somatic growth can shift the timing of maturation in the same direction as harvest selection,
80 thus reducing the strength of direct harvest selection (Lester et al. 2014; Eikeset et al. 2016, but see
Arlinghaus et al. 2009). Ultimately, this effect may shift harvesting of large-bodied individuals from
82 removing both immature and mature individuals to removing only mature individuals, in which case
selection changes from favouring an early maturation to favouring a late maturation (Ernande *et al.*
84 2004; Heino *et al.* 2015).

Density-dependent plasticity is not the only pathway through which population density may affect body
86 sizes. The possibility for intraspecific interactions to induce density-dependent, natural-selection on
body sizes also exists (Fig. 1, Natural selection arrow). Pioneering studies in *Drosophila* have
88 demonstrated that juvenile (larval) competitive ability in laboratory populations can rapidly evolve in
response to crowding, in particular through changes in foraging rates, food conversion efficiency and
90 development time, all of which are traits that affect body size (Mueller 1988, 1997; Sgrò & Partridge
2000; Sarangi *et al.* 2016). More recently, it was shown that density-dependent selection may also be a
92 major driver of trait change in natural populations. For instance, predators relax the strength of density-
dependent regulation in wild guppy populations (*Poecilia reticulata*), and degrade the evolved ability
94 of guppies to cope with increasing population density (Bassar *et al.* 2013).

The structure of harvest-induced selection

In particular, increased interference competition at high population densities often favours larger-
96 bodied individuals (Post *et al.* 1999). An example of this is the brown anole (*Anolis sagrei*), where
increased interference competition at high population density yields strong natural selection for large
98 body size (Calsbeek & Smith 2007; Calsbeek & Cox 2010). Cannibalism is an extreme form of
interference present in a number of taxa, and that also typically selects for large body size (see Claessen
100 *et al.* 2004 and references therein). In Windermere pike (*Esox lucius*), natural selection is thought to
select for larger body sizes through cannibalism (Carlson *et al.* 2007), resulting in a positive
102 relationship between pike density and body size (Edeline *et al.* 2007). Therefore, by lowering
population density, harvesting may relax interference competition and cannibalism, in turn decreasing
104 the strength of density-dependent natural selection for large body size. Our aim in this study is to
explore this density-mediated, Removal → Natural selection pathway (Fig. 1).

106 The density-mediated, Removal → Natural selection pathway for harvest selection operates
simultaneously with the Direct harvest selection pathway, and both favour smaller body sizes, such that
108 detecting the signature of density-mediated harvest selection is challenging. One way to tackle this
challenge is to use an organism in which body size evolves in one direction only. For instance, if body
110 size has already evolved to some lowest possibly physiological limit (Silva *et al.* 2013; Marty *et al.*
2014; Dunlop *et al.* 2015), it can only evolve towards larger body sizes. Therefore, in such an organism
112 any body-size difference between harvested and non-harvested populations would indicate response to
density-dependent selection for a larger body size in unharvested populations.

114 Another potential way to disentangle the effects of natural selection and direct harvest selection is
through examining genotype-by-environment interactions on phenotypes. Falconer (1990) showed that,

The structure of harvest-induced selection

116 when a trait is selected in environment A, the phenotypic response to selection is expressed in both
environment A and other environments (say B), but the amplitude of the phenotypic response to
118 selection is often less in B than in A due to genotype-by-environment interactions. A key environmental
effect of harvesting is to increase the levels of available food resources for survivors. Therefore,
120 response to direct harvest selection for a smaller body size should be larger in a high-food than in a
low-food environment (Figs. 2a & 2c) while, in turn, response to natural, density-dependent selection
122 for a larger body size should be larger in a low-food than in a high-food environment (Figs. 2b & 2d).
Here, we used both approaches to separate the effects of density-mediated and direct harvest selection
124 on body sizes. Specifically, we measured harvest-by-food interactions on somatic growth rate,
maturation and energy acquisition rate in the medaka fish (*Oryzias latipes*), an organism that was
126 shown in the laboratory to have an asymmetric body-size evolvability.

MATERIALS AND METHODS

128 **Pond medaka populations**

Origin and maintenance

130 The medaka is an oviparous fish belonging to the group of Beloniformes, a sister group of
Cyprinodontiformes which includes killifishes (Kinoshita *et al.* 2009). The medaka, which naturally
132 inhabits slow-moving fresh- and brackish-water habitats of south-east Asia, has a wide thermal range,
and can both overwinter under the ice and have a 2-3 months generation time at 27°C in the laboratory.
134 Hence, the medaka is ideal to perform parallel experiments in both the laboratory and in outdoor ponds
under temperate latitudes.

The structure of harvest-induced selection

136 Our starting medaka populations descended from 100 parents wild-caught in Kiyosu (Toyohashi, Aichi
Prefecture, Japan) in June 2011. Medaka from this populations were shown to respond to selection for a
138 larger body size by evolving faster somatic growth rates and delayed maturation, but were unable to
respond to selection for a smaller body size (Le Rouzic *et al.* in press; Renneville *et al.* in press). About
140 160 progeny were used to seed each of 12 circular outdoor ponds (10 m², 1.2 m deep). Further details
on how populations were formed and tanks were installed may be found in the SI Appendix I. No food
142 was added to the ponds so that natural density-dependent processes could take place. To measure the
effects of medaka harvesting on their food, we sampled zooplankton (11 dates in 2012) and filamentous
144 algae (7 dates from 2012 to 2013), which are the two major food sources for medaka in ponds (SI
Appendix I). Food was manipulated only subsequently during the common garden experiment in the
146 laboratory, so as to test for harvest-by-food interactions on somatic growth, maturation and food intake
(see below).

148 *Medaka harvesting and phenotyping in ponds*

From 2012 to 2016, each of the 12 pond populations was sampled in March before medaka
150 reproduction (pre-recruitment) and in November after medaka reproduction (post-recruitment). Fish
were concentrated using a seine net and then fished using handnets (catchability = $98 \pm 0.6\%$ SD
152 estimated using removal sampling). All sampled fish were individually weighed to the nearest mg (no
anaesthesia required) and estimated for standard body length (from the tip of the snout to the base of
154 the caudal fin) using a body mass-length relationship obtained in March 2013, when fish were also
measured individually using the imageJ software ($R^2 = 0.98$ on a log-log scale, $n = 2722$).

The structure of harvest-induced selection

156 Each year in March in the 6 harvested populations, we removed all the fish that were too large to pass
through a screen made from 2 mm-spaced parallel bars (i.e., selection on body girth), while in
158 unharvested populations all fish were released after phenotyping. The fishery removed on average 79%
of individuals (i.e., 98% catchability \times 81% removal rate). Such a high exploitation rate is
160 comparable to those imposed by some industrial marine fisheries (Hutchings 2000; Myers & Worm
2003). In November, all fish from both harvested and unharvested populations were released after
162 phenotyping. The fishing operation and manipulations resulted in an incidental 0.8% mortality rate,
which was independent of harvest treatments but that decreased with increasing medaka body size.

164 *Larvae counts*

In fish, negative density dependence of population dynamics is generally considered to reflect juvenile
166 mortality due to interference competition and cannibalism from large-bodied adults (Ricker 1954;
Claessen *et al.* 2004). However, in theory overcompensating recruitment may also operate through
168 decreased adult fecundity. To discriminate between the two mechanisms, we counted the number of
newly-hatched larvae hiding in two pairs of floating plastic brushes (summed for analyses) at irregular
170 intervals during the 2014, 2015 and 2016 spawning periods (April to September). In total, for each
pond we performed 167 counts spread over 118 dates with one to three counts per date.

172 **Common garden in the laboratory**

Common garden experiments alleviate plastic effects of the environment on the phenotype, and can
174 thus reveal an heritable response to harvesting. We examined harvest-by-food interactions under

The structure of harvest-induced selection

common garden conditions in the F₁ medaka generation born from parents sampled in each of the 12
176 populations. Maternal effects are not alleviated in the F₁ generation, but they are unlikely to have had
large effects in our experiment (see the Discussion).

178 *Parental fish*

In November 2016, between 6 and 10 medaka (mean 9.6) were randomly sampled from each of the 12
180 pond populations to serve as parents for a F₁ generation in the laboratory. These 12 random parental
samples, which represented from 3 to 29% of the catch (mean 9%), were maintained in a greenhouse at
182 air temperature in 150L tanks with live food. In January 2017, parental fish were weighed to the nearest
mg, measured for standard body length with ImageJ software, and grouped to form 3 breeding pairs per
184 population (36 pairs in total), except for one parental sample which had only one mature female still
alive in January 2017 (this female and its mate became parents of all progeny produced from this
186 pond). In parents, we found no significant effect of harvesting on body size (random pond intercept
ANOVA, Chisq = 0.353, df = 1, p > 0.552) or body condition (ANCOVA, Chisq = 0.456, df = 1, p >
188 0.499). Each of the 36 pairs was transferred to the laboratory in a 3.5L aquarium and induced to spawn
by progressively raising temperature from 20.0 to 27.0 ± 0.3°C (mean ± SD) and setting a 15-h light :
190 9-h dark photoperiod. Water conductivity was 375 ± 43 µS/cm.

Dry food (Skretting Gemma Micro, 300 µm pellets) was provided twice per day and live *nauplii* of
192 *Artemia salina* once per day. After initiation of spawning by all breeding pairs, eggs from each
breeding pair were collected daily during a 4-day period, enumerated and incubated in separate jars so
194 as to keep track of individual parental identity (but not spawning day). We found no significant effect

The structure of harvest-induced selection

of harvesting on either probability of a non-zero clutch (zero-inflated negative binomial, random pond
196 intercept, logit scale, estimate of harvest effect = $-0.128 (\pm 0.200 \text{ SE})$, $p = 0.522$) or on the size of a
non-zero clutch (log scale, estimate of harvest effect = $0.071 (\pm 0.090 \text{ SE})$, $p = 0.431$).

198 *Progeny birth and feeding treatments*

We collected larvae hatched from the 7th to the 10th day after the weighted average date of spawning.
200 Larvae born from the same breeding pair on the same day were transferred to 1.5 L aquariums by
groups of three larvae (1-4 groups of larvae, mean 2.9, per breeding pair), and were maintained under
202 the same temperature and light regime as their parents. From 15 days post hatch (dph) onwards, we
varied resource levels by applying to F₁ progeny three food environments. In the low-food
204 environment, medaka were fed once every second day with *nauplii* of *Artemia salina*, alternated with
dry food. In the high-food environment, medaka were fed twice daily, once with *nauplii* and once with
206 dry food. In the medium-food environment, medaka were fed once daily alternating *nauplii* and dry
food. Compared to low-food, the medium- and high-food environments multiplied food supply by 2
208 and 4, respectively, which loosely corresponds to the *relative* effect of harvesting on zooplankton
availability in ponds (see results). Further details on the feeding protocol may be found in the SI
210 Appendix I.

Progeny phenotyping

212 At 15 dph, all F₁ individuals were weighed and measured as described above and only one individual
per aquarium was randomly kept for subsequent phenotyping, making it possible to track individual
214 developmental trajectories.

The structure of harvest-induced selection

Individual phenotyping was repeated at 30 dph, 40 dph and then once per week until 90 dph (11
216 individual measurements for a total of 104 individuals). From 40 dph onwards, phenotyping further
included detection of the maturity status from the presence of secondary sexual characters (Yamamoto
218 1975). Specifically, the maturity criteria were appearance of a round-shaped anal papilla in females,
and of the papillar process on the anal fin in males. On average, females matured at 58.4 dph and 15.1
220 mm, while males matured at 56.5 dph and 14.7 mm. We found no significant difference in somatic
growth rate between males and females (random pair intercept ANCOVA, $\text{chisq} = 0.102$, $\text{df} = 1$, $p =$
222 0.749).

We measured individual feeding rate three times during a period ranging from 46 to 66 dph. We fasted
224 fish overnight and acclimatized them for five minutes in a 80 mL container under the same temperature
and light conditions as during rearing. Fish were then presented with 20 prey (*nauplii* of *Artemia*
226 *salina*), and we counted the number of prey eaten during 5 minutes.

Statistical analyses

228 A full description is given in the SI Appendix I. Briefly, each year in both harvested and unharvested
pond medaka populations, the number of age classes was inferred using model-based clustering. The
230 number of fish in each age class at each sampling event was estimated by fitting a mixture of Gaussian
distributions to individual body lengths ($n = 17908$). These estimated numbers allowed us to visualize
232 the strength of negative density-dependence by plotting Ricker stock-recruitment relationships fitted to
mean point estimates. We estimated the relationship between individual standard body length and

The structure of harvest-induced selection

234 probability to survive through the fishery in March ($n = 3970$ individuals) using a mixed effects
Bernoulli GLM with a logit link function. Finally, medaka larvae and zooplankton counts were
236 modelled using mixed-effects zero-inflated negative binomial models, while % of pond surface covered
by filamentous algae was modelled using a negative binomial model.

238 In the common garden experiment, we estimated harvest-by-food interactions on somatic growth rates
and growth trajectories of the F_1 medaka progeny using a second order polynomial regression of
240 standard body length on age. We modelled medaka maturation using two complementary approaches:
probabilistic maturation reaction norms (PMRNs “direct estimation” method, Heino & Dieckmann
242 2008) and maturation rates (Van Dooren *et al.* 2005; Harney *et al.* 2013). We modelled PMRNs using a
Bernoulli GLM that accounted for the effects of both age (days post hatch) and body size (mm) on
244 maturation probability, but that did not include any harvest-by-food interaction so as to gain statistical
power in estimating the effect of harvesting on the PMRNs. By doing so, we assumed that the plastic
246 effects of the food environment on the PMRN was fully mediated by somatic growth rates. We
modelled harvest-by-food interactions on medaka maturation rates, measured in logit maturation
248 probability day^{-1} , using a GLM approximation of a maturation rate model, as described by Harney *et al.*
(2013). Specifically, we fitted to the maturation data a Bernoulli GLM including the time interval
250 between two observations as an offset term. Finally, in the feeding trials, counts of the number of
nauplii larvae eaten by individual medaka were modelled using a mixed-effects zero-inflated negative
252 binomial model.

The structure of harvest-induced selection

RESULTS

254 *Age structure and population dynamics in ponds*

Both harvested and unharvested pond medaka populations included two age groups corresponding to
256 age 0+ and age 1+ fish (Table S1, Fig. 3a). The experimental fishery targeted medaka larger than 15
mm in standard body length (Fig. 3a, length at 50% removal probability = 18.7 mm) and removed
258 about 50 % of age-0+ recruits and 100 % of 1+ individuals (Fig. 3a), thus reproducing a typical direct
harvest selection pattern, which is predicted to favour slow-growing and early-maturing genotypes.

260 In parallel with imposing this Direct harvest selection pathway on medaka body size (Fig. 1), our
experimental fishery removed negative density-dependence on juvenile recruitment in medaka
262 population dynamics. Pond medaka populations followed “overcompensating” stock-recruitment
dynamics (Fig. 3b), which is typical of many other fish populations (Ricker 1954; Hilborn & Walters
264 1992). Specifically, fishing consistently decreased the stock of spawners (population size in March)
below circa 50 individuals (28 on average, red squares in Fig. 2b), a density region in which increasing
266 stock size had a positive effect on the absolute number of age-0+ recruits (black curves, Fig. 3b),
indicating demographic “undercompensation” due to density-*independence* of vital rates (Bellows
268 1981). In contrast, unharvested medaka populations had stock sizes above circa 50 individuals (137 on
average, blue triangles in Fig. 3b), a density region where increasing stock size had a negative effect on
270 the absolute number of age-0+ recruits, indicating demographic “overcompensation” due to negative
density-dependence of vital rates (black curves, Fig. 3b).

The structure of harvest-induced selection

272 Newborn medaka larvae were on average more numerous in unharvested than in harvested populations
(P-value = 0.011, Fig. 4, Table S2), i.e., opposite to what one might expect if overcompensating
274 medaka recruitment in unharvested populations occurred via reduced adult fecundity. Hence, as is
typical for fish (Ricker 1954), overcompensating recruitment in medaka was instead mediated by
276 increased post-larval (juvenile) mortality, indicating that large-bodied adults dominated smaller-bodied
juveniles in pond populations (see also SI Appendix II).

278 *Food resources in ponds*

Fishing for medaka strongly increased abundances of large-bodied zooplankton and filamentous algae,
280 the two major food sources for medaka in ponds. Specifically, medaka fishing multiplied mean
abundances of *Asplanchna* sp., Calanoids and Cladocerans by 1.6, 1.9 and 2.9, respectively, and
282 multiplied % pond surface covered by filamentous algae by 14.0 (Table S3).

Life history in the laboratory common garden

284 Under all three food environments, F_1 progeny from harvested populations had significantly lower
somatic growth rates than progeny born from unharvested populations (Figs. 5a, MCMC P-values =
286 0.008 at low food, < 0.001 at medium food and = 0.002 at high food), resulting in a similar effect of
harvesting on somatic growth trajectories (Fig. 6a). Accordingly, a deviance analysis shows that there
288 was no significant harvest-by-food interaction on medaka somatic growth rates (P-value of Age \times
Harvesting \times Food interaction = 0.265, Table S4), indicating that the harvest-induced decrease in
290 somatic growth was food-independent. This absence of any harvest-by-food interaction does not permit

The structure of harvest-induced selection

selective drivers to be disentangled, and therefore can not support any of our two predictions (Figs. 2a, 292 2b).

In a low-food environment (MCMC P-value = 0.015), but not in a high-food or medium-food 294 environments (MCMC P-values = 0.881 and 0.506, respectively), maturation rates were higher in F_1 progeny from harvested populations than from unharvested populations (Fig. 5b). The deviance 296 analysis confirmed the significant Age \times Harvesting \times Food interaction (P-value < 0.001 in Table S4). This harvest-by-food interaction on maturation rates resulted in harvesting having no influence on 298 the height of medaka PMRN, but on its slope, which shifted from positive to negative (Fig. 6b). Specifically, in a high-food environment medaka reached a 50% maturation probability at around 50 300 days post hatch (dph) in both harvested and unharvested populations (Fig. 6b). In contrast, in a low-food environment the 50% maturation probability was reached at around 65 dph by harvested medaka, 302 but was reached at about 80 days by unharvested medaka (Fig. 6b). Taken together, these results support the prediction that medaka maturation rates responded to selection in a low-food environment, 304 i.e., responded to density-dependent natural selection (Fig. 2d), but not to direct harvest selection (Fig. 2c). Note that we did not find any strong population pattern on somatic growth rates or maturation 306 probabilities (Fig. S2).

Feeding trials in the laboratory

308 F_1 progeny from harvested and unharvested medaka populations ate a similar number of prey in a low-food and in a high-food environments (Fig. 6c, MCMC P-values = 0.673 and 0.405, respectively), 310 indicating no difference in food acquisition rate. In contrast, in a medium-food environment F_1 progeny

The structure of harvest-induced selection

from harvested populations ate significantly less prey than progeny from unharvested populations (Fig. 6c, MCMC p-value = 0.015).

DISCUSSION

Our results show that, as expected, harvested medaka grew slower and matured earlier than unharvested medaka. Convergent elements suggest that these differences were inconsistent with an adaptive response of medaka owing entirely to direct harvest selection for a smaller body size, but that were driven in part by natural selection for larger body size (Fig. 1).

In ponds, medaka populations included two age classes which, in March of year t , were age 0+ fish born in summer of year $t-1$ and age 1+ fish born in summer of year $t-2$. In harvested populations, however, almost all 1+ fish were removed by the fishery in March (Fig. 3a) and only 0+ individuals were effectively able to reproduce, similar to the wild in Japan where medaka die during their first reproductive season (Edeline et al. 2016 and references therein). Therefore, in ponds fishing mortality replaced the natural mortality regime that prevails in the wild, and harvesting is thus unlikely to have driven any large response in medaka life histories. In contrast, in unharvested populations large-bodied individuals were favoured at high population densities (Fig. 3b) and enjoyed a second reproductive season (full discussion in SI Appendix II), probably causing the observed changes towards faster somatic growth and delayed maturation.

This conclusion is supported by harvest-by-food interactions on maturation. Both probabilistic maturation reaction norms and maturation rates consistently showed that harvested medaka matured

The structure of harvest-induced selection

330 significantly earlier than unharvested medaka in a low-food environment only. This result suggests that
medaka maturation responded to selection in a low-food environment (Falconer 1990) and, hence,
332 responded to selection under high population densities in unharvested populations (Fig. 2). This result
fits with results in the Trinidadian killifish (*Rivulus hartii*), in which predation-induced change to
334 earlier maturation was more pronounced in a high-food environment, presumably because predators
decrease the population density of *Rivulus* and thus favour genes conferring an early maturation in a
336 high-food environment (Walsh & Reznick 2008, see also Walsh & Reznick 2010, 2011).

Finally, the primacy of natural selection as a driver of life-history divergence among harvested and
338 unharvested pond medaka populations is also supported by a previous selection experiment in the
laboratory. In this experiment, medaka were either randomly size-selected (control line), selected
340 against a large body size or selected against a small body size, with populations sizes (about 200
individuals) and intensity of selection on body size (80%) similar as those in the ponds. In the
342 laboratory, response to size-selection was asymmetric: medaka were unable to respond to selection for
a smaller body size, but were able to evolve delayed maturation and faster somatic growth in response
344 to selection for a larger body size (Le Rouzic *et al.* in press; Renneville *et al.* in press). This is an
important result suggesting that, in ponds also, medaka did not respond to direct harvest selection for a
346 smaller body size but rather to density-dependent natural selection for a larger body size (Fig. 1).

The absence of any harvest-by-food interaction on medaka somatic growth rates did not support either
348 harvest or natural selection exclusive as a primary driver of trait change. This negative result may have
two mutually-exclusive causes: (1) harvest selection at high food and natural selection at low food were

The structure of harvest-induced selection

350 identical in strengths and, at the same time, induced similar correlated responses in a low- and high-
food environments, respectively, or (2) somatic growth rates are not subject to gene-by-food
352 interactions in medaka. Identical strengths of natural and harvest selection are improbable because
harvest selection was shown to be stronger than natural selection in multiple systems (Darimont *et al.*
354 2009), and similar correlated responses in multiple environments are uncommon (Falconer 1990). In
contrast, somatic growth rate was reported not to show any gene-by-food interaction in several
356 experiments in mice and rats (Falconer 1990). Hence, we conclude that medaka somatic growth rates
were most likely not subject to any gene-by-food interaction, such that selection on somatic growth in
358 one food environment resulted in a similar response in any food environment.

Rates of food acquisition

360 In the medaka, it was recently shown in the laboratory that selection for a larger body size favoured
higher rates of food acquisition in females and lower boldness in males (Diaz Pauli *et al.* 2019),
362 supporting the prediction that size-dependent selection may alter metabolic rates (Claireaux *et al.* 2018
and references therein). Combining our results on rates of food acquisition, somatic growth and
364 maturation allows us to propose qualitative hypotheses for how different energy pathways responded to
size-dependent selection in different food environments.

366 In a low-food environment, unharvested and harvested medaka had similar food-acquisition rates (Fig.
6c), but unharvested medaka had higher somatic growth rates (Figs. 5a, 6a) and delayed maturation
368 (Figs. 5b, 6b), suggesting energy re-allocation from reproduction to somatic growth. In a medium-food
environment, unharvested medaka had higher food acquisition rates than harvested medaka, which may

The structure of harvest-induced selection

370 explain also why unharvested medaka grew faster (Figs. 5a, 6a), but the higher feeding rate of
unharvested medaka did not induce any earlier maturation (Figs. 5b, 6b), again suggesting energy
372 reallocation to somatic growth. Finally, in a high-food environment unharvested and harvested medaka
had similar rates of food intake (Fig. 6c) and maturation (Figs. 5b, 6b), but unharvested medaka grew
374 faster (Figs. 5a, 6a), suggesting that they had a higher energy assimilation efficiency. Note that our
conclusions hold true only if energy pathways other than somatic growth and maturation show
376 negligible response to harvesting.

It is also important to keep in mind that we obtained our results in a simplified experimental system,
378 where medaka could virtually not avoid interacting with the fishing gear (98% catchability) and, hence,
where the fishery selected directly on body size only (Fig. 1). In the wild, fish can avoid interacting
380 with the fishing gear through adopting different escape behaviours or habitat choices, and fisheries thus
select directly on both behaviour and body size in parallel (Diaz Pauli & Heino 2014; Claireaux et al.
382 2018). Compared to strict size-dependent selection, this added complexity might potentially lead to
different rearrangements in the rates of energy acquisition, assimilation and/or allocation.

384 **Maternal effects**

By examining harvest-by-food interactions in F_1 medaka progeny, our design avoided the possible
386 selective effects of the captive environment on medaka phenotypes (i.e., domestication), but did not
remove possible maternal effects, defined as traits or genes expressed in the mother that influence
388 offspring phenotypes (Lynch & Walsh 2018). Parental body condition was not found to differ between
harvested and unharvested populations in either sex, which makes maternal or paternal effects unlikely

The structure of harvest-induced selection

390 to have occurred. Additionally, in fish environmental maternal effects often occur when high-quality
maternal environments result in larger-sized eggs and in faster early somatic growth in the offspring, an
392 effect that generally vanishes as individuals develop and approach maturity (Einum & Fleming 1999;
Heath *et al.* 1999; Lindholm *et al.* 2006). We did not measure egg size in our experiment. However, F₁
394 progeny born from females experiencing a high-food environment (i.e., from harvested population) had
a similar size at hatch and grew slower, not faster, than did F₁ progeny born from females experiencing
396 a low-food environment (i.e., from unharvested populations). This result is opposite to what we would
expect from an environmental maternal effect on early somatic growth rates. Therefore, we conclude
398 that environmental maternal effects were small and did not strongly influence our results.

Conclusions

400 For the first time, we provide experimental evidence suggesting that life-history divergence between
harvested and unharvested populations may result from natural, density-dependent selection for a larger
402 body size in unharvested populations. This result strengthens the mounting evidence showing that
density-dependent selection may be a primary driver of trait dynamics (Mueller 1988, 1997; Moorcroft
404 *et al.* 1996; Reznick *et al.* 2002; Calsbeek & Smith 2007; Edeline *et al.* 2007; Calsbeek & Cox 2010;
Sarangi *et al.* 2016). The effects of density-dependent natural selection, which often favours larger
406 body sizes at higher population densities, come in conflict with the effects of density-dependent
plasticity, which favours smaller body sizes at higher densities due to food limitation or social stress
408 (Edeline *et al.* 2010). This conflict blurs the phenotypic effects of density-dependent selection, which
are thus likely to remain unnoticed (Wolf 2003; Hadfield *et al.* 2011; Kinnison *et al.* 2015) and, hence,
410 might be more common than the literature suggests and might help to explain why the relationship

The structure of harvest-induced selection

between biomass productivity and population density is often tenuous (Vert-pre *et al.* 2013). Density-
412 dependent natural selection has important ramifications to the management of harvested populations
(Engen *et al.* 2014) and may drive eco-evolutionary feedback loops, which are critical for the
414 maintenance of biodiversity in the context of global changes (Dieckmann & Ferrière 2004; Edeline &
Loeuille 2020). In particular, introduction of invasive species, habitat destruction, climate warming and
416 harvesting are all strong disruptors of both population density and size structure and, hence, are
potentially strong drivers of density-dependent eco-evolutionary feedbacks on body size.

418 **Acknowledgements.** We are indebted to Prof. Kiyoshi Naruse (NIBB, Okazaki, Japan) for his support
in obtaining and maintaining wild medaka from Kiyosu. Tony Masson, Solène Boursault, Angevine
420 Masson, and Nicolas Florès contributed to count medaka larvae in ponds. Iago Bonnici, Stéphane
Loisel, Antoine Vallier and Paul Hübner contributed to counting zooplankton, and David Rozen, Gérard
422 Lacroix and Stéphane Loisel contributed to collecting data on filamentous algae. We thank Prof. L.
Asbjørn Vøllestad (Universitetet i Oslo) and Nicolas Loeuille (Sorbonne Université) for helpful
424 comments on an early version of the manuscript. Jenilee Gobin (Trent University) and four anonymous
reviewers further provided highly relevant comments that helped us to strongly improve the quality of
426 later versions.

Funding. This work has benefited from technical and human resources provided by CEREEP-Ecotron
428 IleDeFrance (CNRS/ENS UMS 3194) as well as financial support from the Regional Council of Ile-de-
France under the DIM Program R2DS bearing the references I-05-098/R and 2015-1657. It has

The structure of harvest-induced selection

430 received a support under the program "Investissements d'Avenir" launched by the French government
and implemented by ANR with the references ANR-10-EQPX-13-01 Planaqua and ANR-11-INBS-
432 0001 AnaEE France, and from Pépinière interdisciplinaire CNRS de site PSL (Paris-Sciences et
Lettres) "Eco-Evo-Devo". EE also acknowledges support from the Research Council of Norway
434 (projects EvoSize RCN 251307/F20 and REEF RCN 255601/E40), from IDEX SUPER (project
Convergences MADREPOP J14U257) and from Rennes Métropole (AIS program – project number
436 18C0356).

Author contributions. ABH performed the laboratory F_1 experiment, contributed to data analysis,
438 wrote the first draft of the manuscript and contributed to subsequent versions. EE designed the study,
contributed to the pond experiment, performed data analysis, and led manuscript writing from the
440 second version. JM, DC, SA, AM, SP, EM and BD performed the pond and laboratory experiments.

Competing interests. The authors declare no competing interests.

442 **Data archiving statement.** All data used in this paper will be archived.

Ethical statement. The protocols used in this study were designed to minimize discomfort, distress and
444 pain of animals, and were approved by the Darwin Ethical committee (case file #Ce5/2010/041).

Supplementary Information

446 SI Appendix I: Supplementary Methods.

SI Appendix II: Natural selection on body size in medaka.

448 SI Appendix III: Supplementary Results:

- Table S1: Inference of number of age classes in pond medaka populations.

The structure of harvest-induced selection

- 450 • Table S2: Structure and MCMC parameter estimates for models 4-6 and 8.
- Table S3: Effect of medaka fishing on medaka food in ponds.
- 452 • Table S4: Analysis of deviance.
- Fig. S1: Experimental design.
- 454 • Fig. S2: Random effects of breeding pairs on their progeny's somatic growth rate and maturation probability.

456 **References**

- Arlinghaus, R., Matsumura, S. & Dieckmann, U. (2009). Quantifying selection differentials caused by recreational fishing: development of modeling framework and application to reproductive investment in pike (*Esox lucius*). *Evol. Appl.*, 2, 335–355.
- Bassar, R.D., Lopez-Sepulcre, A., Reznick, D.N. & Travis, J. (2013). Experimental evidence for density-dependent regulation and selection on Trinidadian guppy life histories. *Am. Nat.*, 181, 25–38.
- Bellows, T.S. (1981). The descriptive properties of some models for density dependence. *J. Anim. Ecol.*, 50, 139–156.
- Calsbeek, R. & Cox, R.M. (2010). Experimentally assessing the relative importance of predation and competition as agents of selection. *Nature*, 465, 613.
- Calsbeek, R. & Smith, T.B. (2007). Probing the adaptive landscape using experimental islands: density-dependent natural selection on lizard body size. *Evol. Int. J. Org. Evol.*, 61, 1052–1061.
- Carlson, S.M., Edeline, E., Vøllestad, L.A., Haugen, Thron.O., Winfield, I.J., Fletcher, J.M., *et al.* (2007). Four decades of opposing natural and human-induced artificial selection acting on Windermere pike (*Esox lucius*). *Ecol. Lett.*, 10, 512–521.

The structure of harvest-induced selection

- Claessen, D., de Roos, A.M. & Persson, L. (2004). Population dynamic theory of size-dependent cannibalism. *Proc. R. Soc. Lond. B Biol. Sci.*, 271, 333.
- Claireaux, M., Jørgensen, C. & Enberg, K. (2018). Evolutionary effects of fishing gear on foraging behavior and life-history traits. *Ecol. Evol.*, 8, 10711–10721.
- Conover, D.O. & Munch, S.B. (2002). Sustaining fisheries yields over evolutionary time scales. *Science*, 297, 94–96.
- Darimont, C.T., Carlson, S.M., Kinnison, M.T., Paquet, P.C., Reimchen, T.E. & Wilms, C.C. (2009). Human predators outpace other agents of trait change in the wild. *Proc. Natl. Acad. Sci. U. S. A.*, 106, 952–954.
- Diaz Pauli, B., Garric, S., Evangelista, C., Vøllestad, L.A. & Edeline, E. (2019). Selection for small body size favours contrasting sex-specific life histories, boldness and feeding in medaka, *Oryzias latipes*. *BMC Evol. Biol.*, 19, 127.
- Diaz Pauli, B. & Heino, M. (2014). What can selection experiments teach us about fisheries-induced evolution? *Biol. J. Linn. Soc.*, 111, 485–503.
- Diaz Pauli, B., Kolding, J., Jeyakanth, G. & Heino, M. (2017). Effects of ambient oxygen and size-selective mortality on growth and maturation in guppies. *Conserv. Physiol.*, 5, cox010–cox010.
- Dieckmann, U. & Ferrière, R. (2004). Adaptive dynamics and evolving biodiversity. In: *Evolutionary conservation biology* (eds. Ferrière, R., Dieckmann, U. & Couvet, D.). Cambridge University Press, Cambridge, pp. 188–224.
- Dunlop, E.S., Eikeset, A.M. & Stenseth, N.C. (2015). From genes to populations: how fisheries-induced evolution alters stock productivity. *Ecol. Appl.*, 25, 1860–1868.

The structure of harvest-induced selection

- Dunlop, E.S., Heino, M. & Dieckmann, U. (2009). Eco-genetic modeling of contemporary life-history evolution. *Ecol. Appl.*, 19, 1815–1834.
- Edeline, E., Carlson, S.M., Stige, L.C., Winfield, I.J., Fletcher, J.M., James, J.B., *et al.* (2007). Trait changes in a harvested population are driven by a dynamic tug-of-war between natural and harvest selection. *Proc. Natl. Acad. Sci. U. S. A.*, 104, 15799–15804.
- Edeline, E., Haugen, T.O., Weltzien, F.-A., Claessen, D., Winfield, I.J., Stenseth, N.C., *et al.* (2010). Body downsizing caused by non-consumptive social stress severely depresses population growth rate. *Proc. Biol. Sci.*, 277, 843–851.
- Edeline, E., Le Rouzic, A., Winfield, I.J., Fletcher, J.M., James, J.B., Stenseth, N.Chr., *et al.* (2009). Harvest-induced disruptive selection increases variance in fitness-related traits. *Proc. R. Soc. Lond. B Biol. Sci.*, 276, 4163–4171.
- Edeline, E. & Loeuille, N. (2020). Size-dependent eco-evolutionary feedback loops in exploited ecosystems. *bioRxiv*, 2020.04.03.022905.
- Edeline, E., Terao, O. & Naruse, K. (2016). Empirical evidence for competition-driven semelparity in wild medaka. *Popul. Ecol.*, 58, 371–383.
- Eikeset, A.M., Dunlop, E.S., Heino, M., Storvik, G., Stenseth, N.C. & Dieckmann, U. (2016). Roles of density-dependent growth and life history evolution in accounting for fisheries-induced trait changes. *Proc. Natl. Acad. Sci. U. S. A.*, 113, 15030–15035.
- Einum, Sigurd. & Fleming, Ian.A. (1999). Maternal effects of egg size in brown trout (*Salmo trutta*): norms of reaction to environmental quality. *Proc. R. Soc. Lond. B Biol. Sci.*, 266, 2095–2100.

The structure of harvest-induced selection

- Engen, S., Lande, R., Sæther, B.-E., Associate Editor: Jürgen Groeneveld & Editor: Troy Day. (2014). Evolutionary consequences of nonselective harvesting in density-dependent populations. *Am. Nat.*, 184, 714–726.
- Ernande, B., Dieckmann, U. & Heino, M. (2004). Adaptive changes in harvested populations: plasticity and evolution of age and size at maturation. *Proc. Biol. Sci.*, 271, 415–423.
- Falconer, D.S. (1990). Selection in different environments: effects on environmental sensitivity (reaction norm) and on mean performance. *Genet. Res.*, 56, 57–70.
- Gobin, J., Lester, N.P., Fox, M.G. & Dunlop, E.S. (2018). Ecological change alters the evolutionary response to harvest in a freshwater fish. *Ecol. Appl.*, 28, 2175–2186.
- Hadfield, J.D., Wilson, A.J. & Kruuk, L.E.B. (2011). Cryptic evolution: does environmental deterioration have a genetic basis? *Genetics*, 187, 1099–1113.
- Harney, E., Van Dooren, T.J.M., Paterson, S. & Plaistow, S.J. (2013). How to measure maturation: a comparison of probabilistic methods used to test for genotypic variation and plasticity in the decision to mature. *Evolution*, 67, 525–538.
- Heath, D.D., Fox, C.W. & Heath, J.W. (1999). Maternal effects on offspring size: variation through early development of chinook salmon. *Evolution*, 53, 1605–1611.
- Heino, M., Díaz Pauli, B. & Dieckmann, U. (2015). Fisheries-induced evolution. *Annu. Rev. Ecol. Evol. Syst.*, 46, 461–480.
- Heino, M. & Dieckmann, U. (2008). Detecting fisheries-induced life-history evolution: an overview of the reaction-norm approach. *Bull. Mar. Sci.*, 83, 69–93.
- Hilborn, R. & Walters, C. (1992). *Quantitative fisheries stock assessment: choice, dynamics and uncertainty*. 1st edn. Springer US.

The structure of harvest-induced selection

- Hutchings, J.A. (2000). Collapse and recovery of marine fishes. *Nature*, 406, 882–885.
- Kinnison, M.T., Hairston, N.G. & Hendry, A.P. (2015). Cryptic eco-evolutionary dynamics. *Ann. N. Y. Acad. Sci.*, 1360, 120–144.
- Kinoshita, M., Murata, K., Naruse, K. & Tanaka, M. (2009). *Medaka. Biology, management and experimental protocols*. 1st edn. Wiley, Ames (USA).
- Kuparinen, A. & Festa-Bianchet, M. (2017). Harvest-induced evolution: insights from aquatic and terrestrial systems. *Philos. Trans. R. Soc. B Biol. Sci.*, 372.
- Kuparinen, A., Kuikka, S. & Merilä, J. (2009). Estimating fisheries-induced selection: traditional gear selectivity research meets fisheries-induced evolution. *Evol. Appl.*, 2, 234–243.
- Le Rouzic, A., Renneville, C., Millot, A., Agostini, S., Carmignac, D. & Edeline, E. (in press). Unidirectional response to bidirectional selection on body size. II Quantitative genetics. *Ecol. Evol.*
- Lester, N.P., Shuter, B.J., Venturelli, P. & Nadeau, D. (2014). Life-history plasticity and sustainable exploitation: a theory of growth compensation applied to walleye management. *Ecol. Appl.*, 24, 38–54.
- Lindholm, A.K., Hunt, J. & Brooks, R. (2006). Where do all the maternal effects go? Variation in offspring body size through ontogeny in the live-bearing fish *Poecilia parae*. *Biol. Lett.*, 2, 586–589.
- Lynch, M. & Walsh, B. (2018). *Evolution and selection of quantitative traits*. 1st edn. Oxford University Press, New York.
- Marty, L., Rochet, M.-J. & Ernande, B. (2014). Temporal trends in age and size at maturation of four North Sea gadid species: cod, haddock, whiting and Norway pout. *Mar. Ecol. Prog. Ser.*, 497.

The structure of harvest-induced selection

- Matsumura, S., Arlinghaus, R. & Dieckmann, U. (2011). Assessing evolutionary consequences of size-selective recreational fishing on multiple life-history traits, with an application to northern pike (*Esox lucius*). *Evol. Ecol.*, 25, 711–735.
- Moorcroft, P.R., Albon, S.D., Pemberton, J.M., Stevenson, I.R. & Clutton-Brock, T.H. (1996). Density-dependent selection in a fluctuating ungulate population. *Proc. Biol. Sci.*, 263, 31–38.
- Mueller, L.D. (1988). Evolution of competitive ability in *Drosophila* by density-dependent natural selection. *Proc. Natl. Acad. Sci. U. S. A.*, 85, 4383–4386.
- Mueller, L.D. (1997). Theoretical and empirical examination of density-dependent selection. *Annu. Rev. Ecol. Syst.*, 28, 269–288.
- Myers, R.A. & Worm, B. (2003). Rapid worldwide depletion of predatory fish communities. *Nature*, 423, 280–283.
- Post, J.R., Parkinson, E.A. & Johnston, N.T. (1999). Density-dependent processes in structured fish populations: interaction strengths in whole-lake experiments. *Ecol. Monogr.*, 69, 155–175.
- Renneville, C., Millot, A., Agostini, S., Carmignac, D., Maugars, G., Dufour, S., *et al.* (in press). Unidirectional response to bidirectional selection on body size. I. Phenotypic, life history and endocrine response. *Ecol. Evol.*
- Reznick, D., Bryant, M.J. & Bashey, F. (2002). r- and K-selection revisited: the role of population regulation in life-history evolution. *Ecology*, 83, 1509–1520.
- Ricker, W.E. (1954). Stock and recruitment. *J. Fish. Res. Board Can.*, 11, 559–623.
- Sarangi, M., Nagarajan, A., Dey, S., Bose, J. & Joshi, A. (2016). Evolution of increased larval competitive ability in *Drosophila melanogaster* without increased larval feeding rate. *J. Genet.*, 1–13.

The structure of harvest-induced selection

- Sgrò, C.M. & Partridge, L. (2000). Evolutionary responses of the life history of wild caught *Drosophila melanogaster* to two standard methods of laboratory culture. *Am. Nat.*, 156, 341–353.
- Silva, A., Faria, S. & Nunes, C. (2013). Long-term changes in maturation of sardine, *Sardina pilchardus*, in Portuguese waters. *Sci. Mar.*, 77, 429–438.
- Swain, D.P., Sinclair, A.F. & Mark Hanson, J. (2007). Evolutionary response to size-selective mortality in an exploited fish population. *Proc. R. Soc. B Biol. Sci.*, 274, 1015.
- Van Dooren, T.J.M., Tully, T. & Ferrière, R. (2005). The analysis of reaction norms for age and size at maturity using maturation rate models. *Evolution*, 59, 500–506.
- Verhulst, P.F. (1838). Notice sur la loi que la population suit dans son accroissement. *Corresp. Mathématique Phys.*, 10, 113–121.
- Vert-pre, K.A., Amoroso, R.O., Jensen, O.P. & Hilborn, R. (2013). Frequency and intensity of productivity regime shifts in marine fish stocks. *Proc. Natl. Acad. Sci.*, 110, 1779.
- Walsh, M.R. & Reznick, D.N. (2008). Interactions between the direct and indirect effects of predators determine life history evolution in a killifish. *Proc. Natl. Acad. Sci.*, 105, 594.
- Walsh, M.R. & Reznick, D.N. (2010). Influence of the indirect effects of guppies on life-history evolution in *Rivulus hartii*. *Evolution*, 64, 1583–1593.
- Walsh, M.R. & Reznick, D.N. (2011). Experimentally induced life-history evolution in a killifish in response to the introduction of guppies. *Evolution*, 65, 1021–1036.
- Wolf, J.B. (2003). Genetic architecture and evolutionary constraint when the environment contains genes. *Proc. Natl. Acad. Sci. U. S. A.*, 100, 4655–4660.
- Yamamoto, T. (1975). *Medaka (killifish): biology and strains*. 1st edn. Keigaku Pub. Co, Tokyo.

The structure of harvest-induced selection

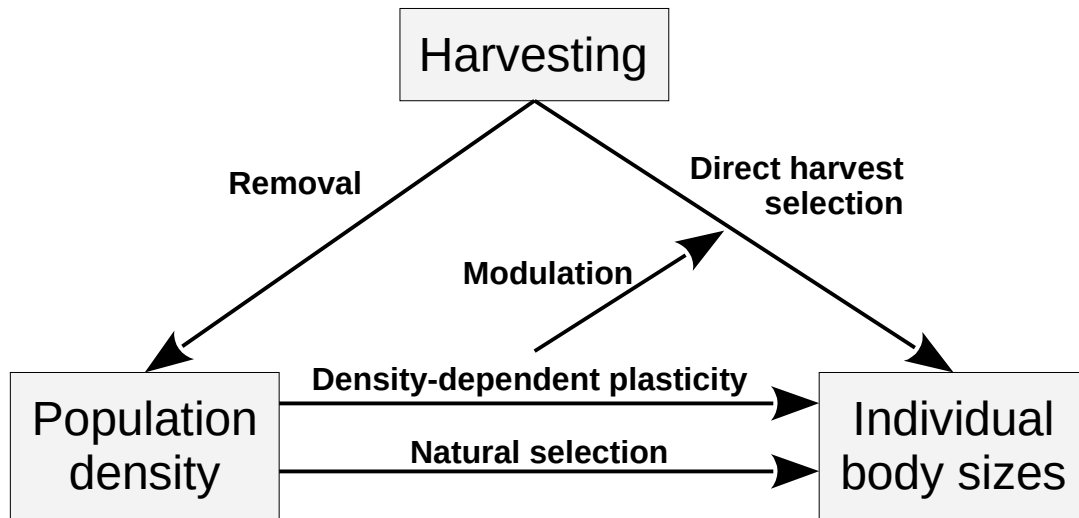


Fig. 1. Interaction pathways between size-selective harvesting, population density and individual
458 **body sizes.** Harvesting simultaneously selects directly against large-bodied individuals (Direct harvest
selection pathway) and lowers population density (Removal pathway). The later translates into
460 increased food availability and faster somatic growth in survivors (Density-dependent plasticity
pathway). Faster somatic growth rates may shift size-dependent harvesting from targeting both
462 immature and mature fish, to targeting mature only fish (Modulation pathway). Lower population
density further relaxes density-dependent natural selection acting on body sizes (Natural selection
464 pathway).

The structure of harvest-induced selection

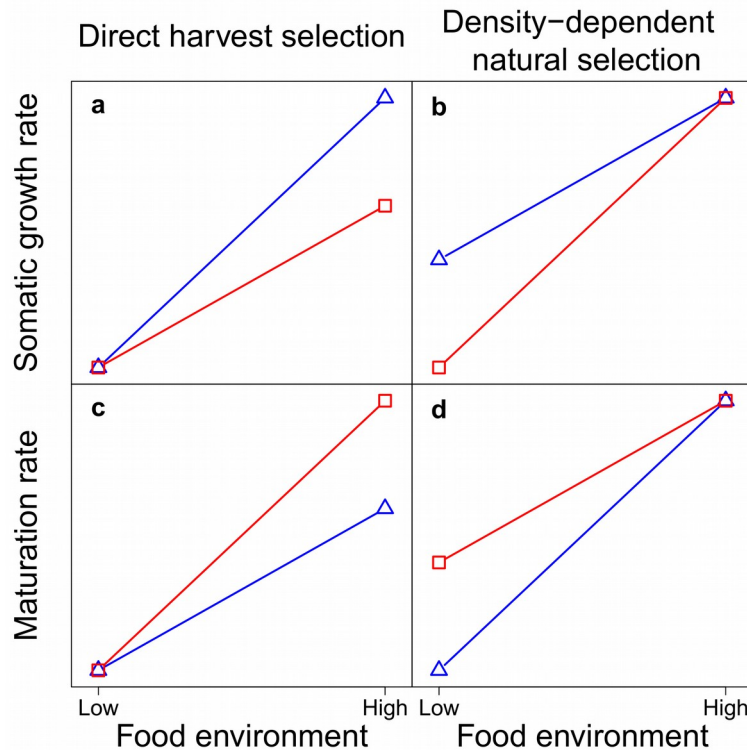
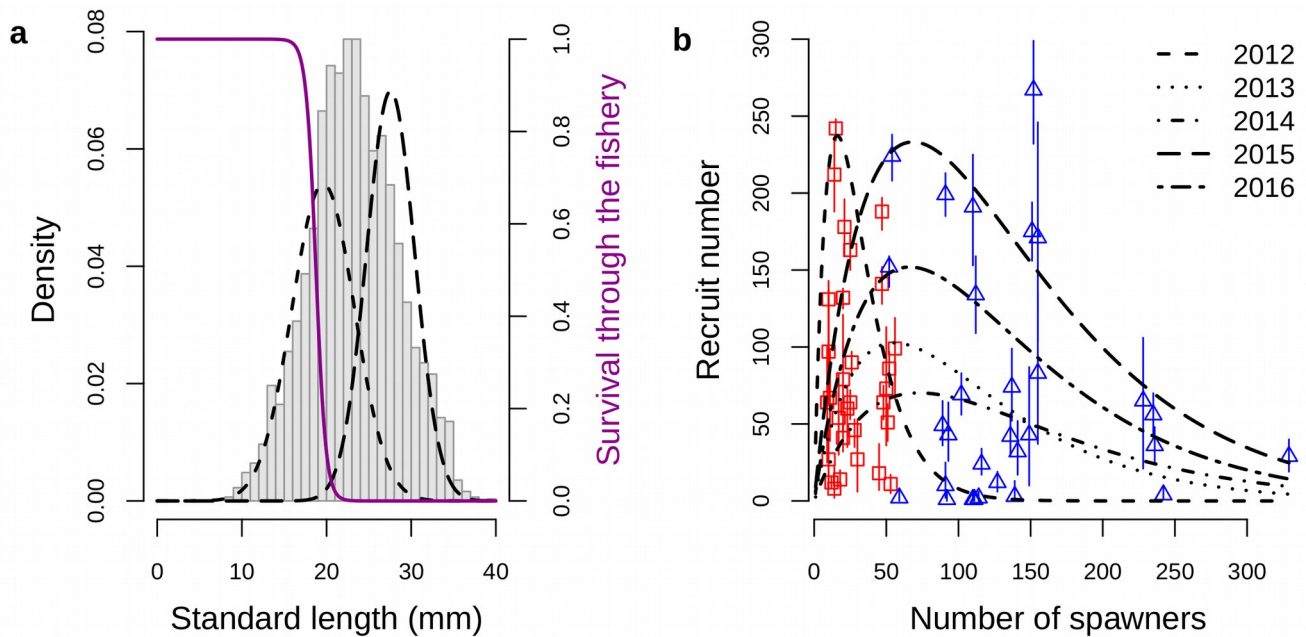


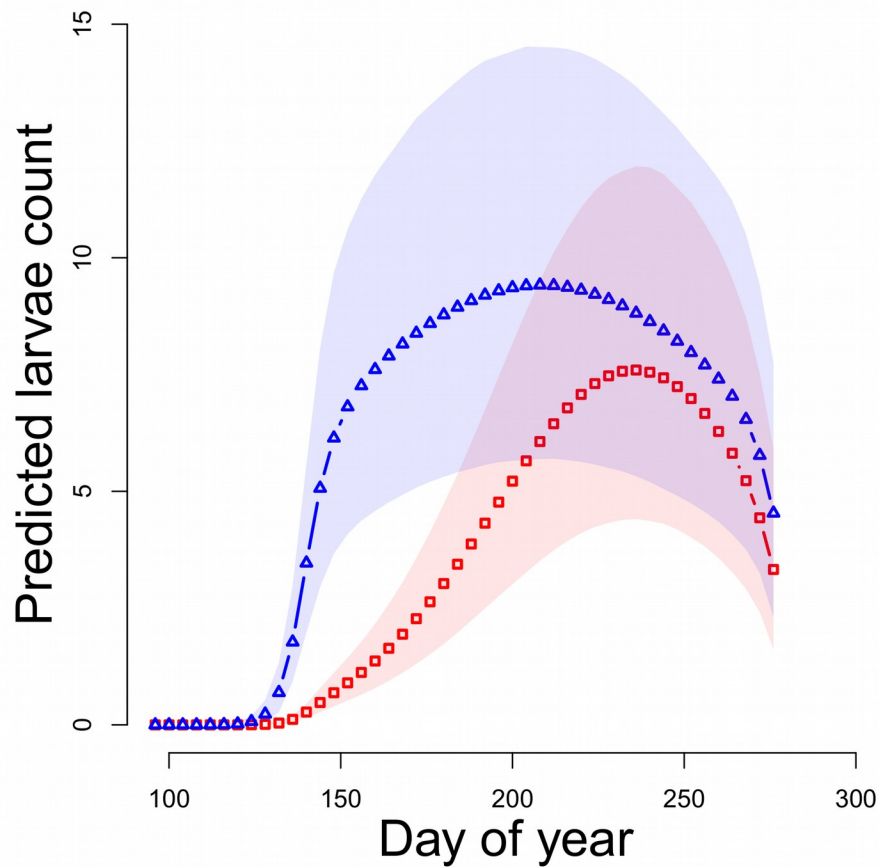
Fig. 2. Predicted harvest-by-food interaction patterns on somatic growth rates (e.g., mm day⁻¹) and maturation rates (e.g., probability day⁻¹) under direct harvest selection vs. density-dependent natural selection on body size. Red squares: mean trait value in harvested populations, blue triangles: mean trait value in unharvested populations. Genotype-by-environment interactions often result in response to selection being larger in the environment in which selection was performed than in other environments (Falconer 1990). Harvesting selects for a small body size and simultaneously increases food availability through decreased population density. Hence, body-size response to direct harvest selection is expectedly larger in a high-food than in a low-food environment. In contrast, natural selection for a large body size occurs at high population density and low food. Hence, body-size response to density-dependent natural selection is expectedly larger in a low-food than in a high-food environment.

The structure of harvest-induced selection



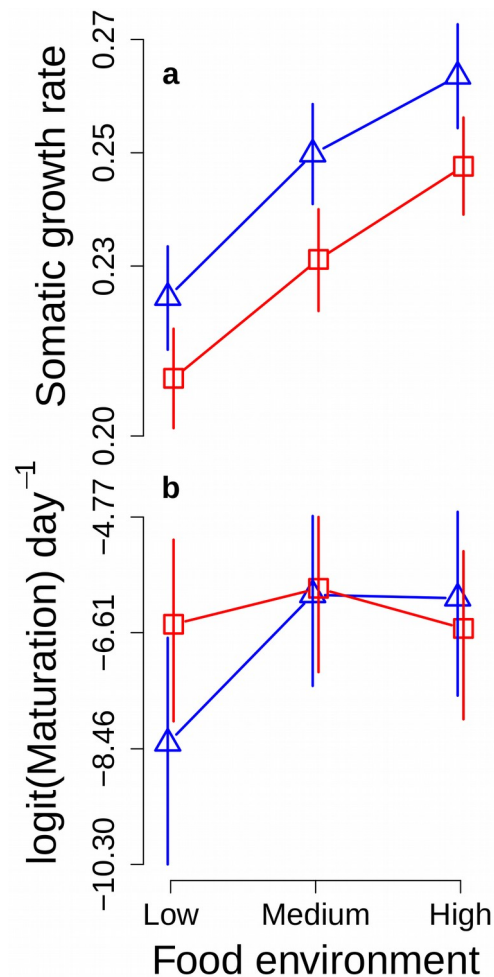
476 **Fig. 3. Direct harvest selection and density-dependent natural selection on medaka in ponds. a:**
478 **Direct harvest selection on age and size-at-age.** Grey bars represent raw standard length data in
480 harvested populations. Superimposed Gaussians represent mean MCMC estimates for the density of 0+
482 juveniles (short-dashed curve) and 1+ and older adults (long-dashed curve) individuals. The purple
484 logistic curve is the mean relationship between individual probability to survive through the fishery and
486 standard body length, showing that direct harvest selection was both selecting against an old age and
against large-bodied 0+ individuals. **b: Harvesting relaxes negative density-dependence on juvenile
medaka recruitment.** Points show mean MCMC estimate for the absolute number of age-0+ recruits
with 95% credible intervals from the Gaussian mixture model (see Methods), for harvested (red
squares) and unharvested (blue triangles) populations. Each point represents one pond in a given year.
Black curves show year-specific Ricker stock-recruitment functions fitted to mean estimates using
maximum likelihood.

The structure of harvest-induced selection



488 **Fig. 4. Larvae count seasonal dynamics in ponds during three years.** Dots represent mean MCMC
490 estimates for daily counts of newly-hatched larvae for unharvested (blue triangles) and harvested (red
492 squares) populations. Shaded areas show 95% credible intervals around mean MCMC estimates for
unharvested (blue) and harvested (red) populations. Raw data are not shown due to a large range (from
0 to 95 larvae, mean 12.4 in unharvested populations; from 0 to 120 larvae, mean 7.4 in harvested
populations).

The structure of harvest-induced selection



494 **Fig. 5. Harvest-by-food interaction patterns on somatic growth rates and maturation rates in**
individually-raised F₁ progeny in the laboratory. Points represent mean MCMC estimates with 95%
496 credible intervals for medaka originating from unharvested (blue triangles) and harvested (red squares)
populations, and maintained in a low-food, medium-food or high-food environment. Under low food
498 conditions, offspring from harvested populations grew slower and matured at a faster rate than
unharvested populations. Somatic growth rates are in mm day⁻¹, maturation rates are in logit of
500 maturation probability per day.

The structure of harvest-induced selection

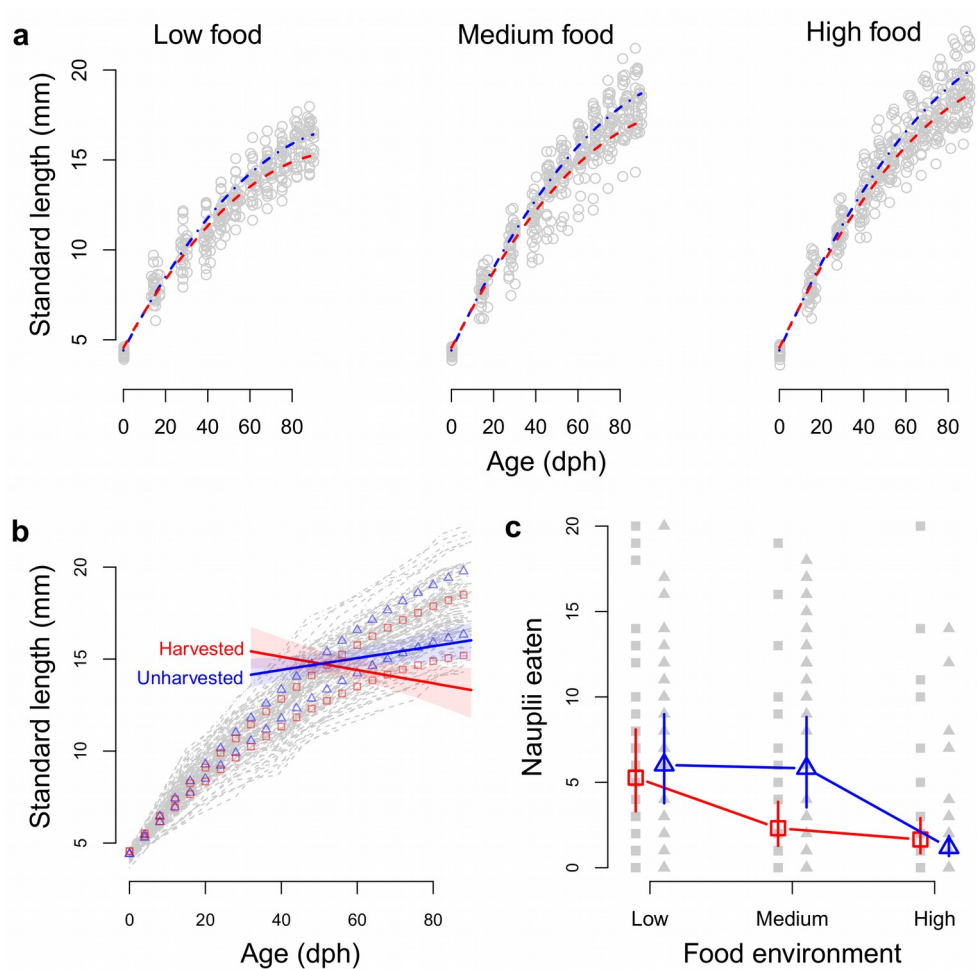


Fig. 6. Life-history of individually-raised F₁ progeny in the laboratory. a: Somatic growth
502 **trajectories.** Somatic growth curves from mean MCMC parameter estimates for individuals originating
from unharvested (dot-dashed blue curves) and harvested (dashed red curves) populations in a low-,
504 medium- or high-food environments. Grey dots show the raw data. Dph: days post hatch. **b:**
Probabilistic maturation reaction norms (PMRNs). Solid lines show MCMC mean estimates for
506 50% maturation probability with 95% credible intervals (not to be confounded with the PMRN width).
In the background, thin grey curves show raw somatic growth trajectories for medaka originating from

The structure of harvest-induced selection

508 unharvested (dot-dashed) and harvested (dashed) populations, and dots show mean somatic growth
trajectories from panel (a) for unharvested (blue triangles) and harvested (red squares) medaka in a
510 low-food and high-food environments (medium-food environment omitted for clarity). **c: Feeding
behaviour.** Coloured, open points symbols show mean MCMC estimates with 95% credible intervals
512 for the number of prey eaten by medaka originating from unharvested control (blue triangles) and
harvested (red squares) populations and maintained in a low-, medium- or high- food environment.
514 Grey, filled symbols show the raw data.