

**An engineering approach towards the design of an innovative  
compact photo-reactor for antibiotic removal in the frame of  
laboratory and pilot-plant scale**

Amira ALMANSBA<sup>a,b,c</sup>, Abdoulaye KANE<sup>c</sup>, Nouredine NASRALLAH<sup>a</sup>, Jessica M. Wilson<sup>d</sup>,  
Rachida MAACHI<sup>a</sup>, Lina LAMAA<sup>e</sup>, Laure PERUCHON<sup>e</sup>, Cedric BROCHIER<sup>e</sup>, Abdeltif AMRANE<sup>b</sup>,  
Aymen Amine ASSADI<sup>b\*</sup>

<sup>a</sup>Laboratoire de Génie de la Réaction, Faculté de Génie Mécanique et Génie des Procédés, Université  
des Sciences et de la Technologie Houari Boumediene, Bab Ezzouar, Alger 16111, Algérie

<sup>b</sup>Univ Rennes, ENSCR, CNRS, ISCR - UMR 6226, F-35000 Rennes, France

<sup>c</sup>UniLaSalle-Ecole des Métiers de l'Environnement, Campus de Ker Lann, 35170 Bruz, France

<sup>d</sup>Department of Civil and Environmental Engineering, Manhattan College 4513 Manhattan College  
Parkway Riverdale, NY 10463

<sup>e</sup>Brochier Technologies, 90 Rue Frédéric Fays, 69100 Villeurbanne Lyon, France

\* **Corresponding authors:** A. Assadi, Tel.: +33(0)223238152, E-mail: [aymen.assadi@ensc-rennes.fr](mailto:aymen.assadi@ensc-rennes.fr)

## Supporting Information

### Figures and table

**Figure. S1.** SEM images of the luminous textile : SEM images of the luminous textile without (a) and with TiO<sub>2</sub> (b and c).

**Figure. S2.** EDX analysis of: C (a), O (b), Si (c), Ti (d), F (e), Al (f), for textile coated by TiO<sub>2</sub>.

**Figure. S3.** The measuring points of the irradiance on the light textile without TiO<sub>2</sub> deposit

**Table S1.** The values of the irradiance (mW .m<sup>-2</sup>) measured at several points of the textile without TiO<sub>2</sub> deposit.

Supporting Information



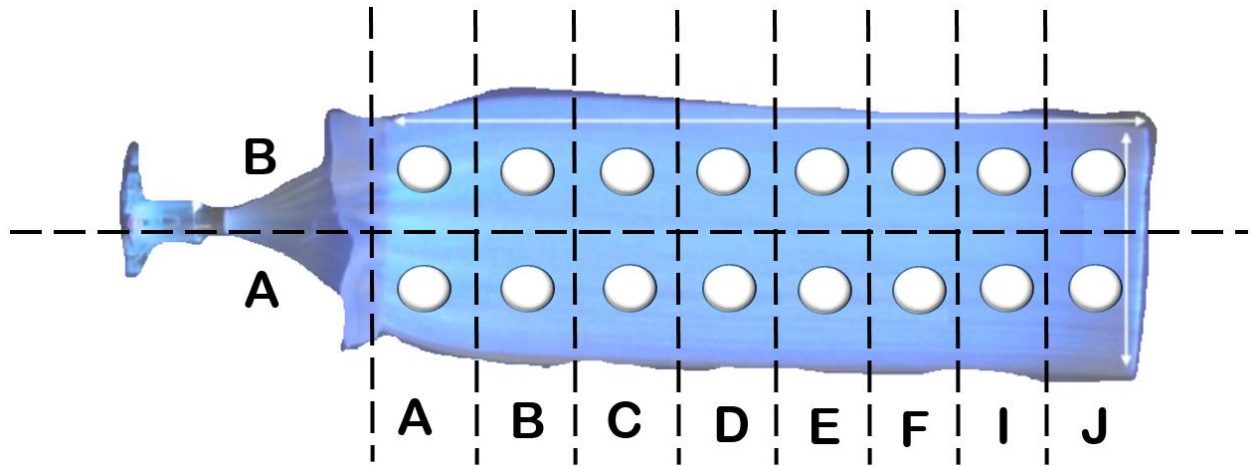


Figure. S1. SEM images of the luminous textile without (a) and with  $\text{TiO}_2$  (b and c).

## Supporting Information



**Figure. S2.** EDX analysis of: C (a), O (b), Si (c), Ti (d), F (e), Al (f), for textile coated by  $\text{TiO}_2$ .



**Figure. S3.** The measuring points of the irradiance on the light textile without  $\text{TiO}_2$  deposit

## Supporting Information

**Table. S1.** The values of the irradiance ( $\text{mW} \cdot \text{m}^{-2}$ ) measured at several points of the textile without  $\text{TiO}_2$  deposit.

	A	B	C	D	E	F	I	J	Average ( $\text{mW} \text{m}^{-2}$ )
A	7392	7569	6815	6706	5914	5792	5598	5820	<b>6269</b>
B	6392	6526	6263	6480	5691	5492	5977	5891	