



HAL
open science

Knowledge gaps in economic costs of invasive alien fish worldwide

Phillip J Haubrock, Camille Bernery, Ross N Cuthbert, Chunlong Liu, Melina Kourantidou, Boris Leroy, Anna J Turbelin, Andrew M Kramer, Laura N H Verbrugge, Christophe Diagne, et al.

► To cite this version:

Phillip J Haubrock, Camille Bernery, Ross N Cuthbert, Chunlong Liu, Melina Kourantidou, et al.. Knowledge gaps in economic costs of invasive alien fish worldwide. *Science of the Total Environment*, 2021. hal-03333971v1

HAL Id: hal-03333971

<https://hal.science/hal-03333971v1>

Submitted on 31 Oct 2021 (v1), last revised 3 Sep 2021 (v2)

HAL is a multi-disciplinary open access archive for the deposit and dissemination of scientific research documents, whether they are published or not. The documents may come from teaching and research institutions in France or abroad, or from public or private research centers.

L'archive ouverte pluridisciplinaire **HAL**, est destinée au dépôt et à la diffusion de documents scientifiques de niveau recherche, publiés ou non, émanant des établissements d'enseignement et de recherche français ou étrangers, des laboratoires publics ou privés.



Knowledge gaps in economic costs of invasive alien fish worldwide

Phillip J. Haubrock^{a,b,*}, Camille Bernery^{c,d,1}, Ross N. Cuthbert^{e,f,1}, Chunlong Liu^{g,h,i}, Melina Kourantidou^{j,k,l}, Boris Leroy^d, Anna J. Turbelin^c, Andrew M. Kramer^m, Laura N.H. Verbrugge^{n,o}, Christophe Diagne^c, Franck Courchamp^c, Rodolphe E. Gozlan^p

^a Senckenberg Research Institute and Natural History Museum Frankfurt, Department of River Ecology and Conservation, 63571 Gelnhausen, Germany

^b University of South Bohemia in České Budějovice, Faculty of Fisheries and Protection of Waters, South Bohemian Research Center of Aquaculture and Biodiversity of Hydrocenoses, Zátíší 728/II, 389 25 Vodňany, Czech Republic

^c Université Paris-Saclay, CNRS, AgroParisTech, Ecologie Systématique et Evolution, 91405 Orsay, France

^d Unité Biologie des Organismes et Ecosystèmes Aquatiques (BOREA UMR 7208), Muséum National d'Histoire Naturelle, Sorbonne Universités, Université de Caen Normandie, Université des Antilles, CNRS, IRD, Paris, France

^e GEOMAR Helmholtz-Zentrum für Ozeanforschung Kiel, 24105 Kiel, Germany

^f School of Biological Sciences, Queen's University Belfast, 19 Chlorine Gardens, Belfast BT9 5DL, United Kingdom of Great Britain and Northern Ireland

^g Institute of Biology, Freie Universität Berlin, 14195 Berlin, Germany

^h Leibniz Institute of Freshwater Ecology and Inland Fisheries (IGB), 12587 Berlin, Germany

ⁱ Berlin-Brandenburg Institute of Advanced Biodiversity Research (BBIB), 14195 Berlin, Germany

^j Woods Hole Oceanographic Institution, Marine Policy Center, Woods Hole, MA 02543, United States

^k University of Southern Denmark, Department of Sociology, Environmental and Business Economics, Esbjerg 6700, Denmark

^l Institute of Marine Biological Resources and Inland Waters, Hellenic Center for Marine Research, Athens 164 52, Greece

^m Department of Integrative Biology, University of South Florida, Tampa, USA

ⁿ University of Helsinki, Faculty of Agriculture and Forestry, Department of Forest Sciences, P. O. Box 27, 00014 Helsinki, Finland

^o Aalto University, Department of Built Environment, Water & Development Research Group, Tietotie 1E, FI-00076 Aalto, Finland

^p ISEM, Univ Montpellier, CNRS, EPHE, IRD, Montpellier, France

HIGHLIGHTS

- Invasive alien fish species have cost at least \$37.08 billion globally since 1960s.
- Annual costs increased from <\$0.01 million in the 1960s to \$1 billion since 2000.
- Reported costs are unevenly distributed, with a bias towards North America.
- Impacts are less reported than other taxa based on research effort.
- Gaps in available data indicate underestimation and a need to improve cost reporting.

GRAPHICAL ABSTRACT



ARTICLE INFO

Article history:

Received 16 April 2021

Received in revised form 19 August 2021

Accepted 20 August 2021

Available online 28 August 2021

ABSTRACT

Invasive alien fishes have had pernicious ecological and economic impacts on both aquatic ecosystems and human societies. However, a comprehensive and collective assessment of their monetary costs is still lacking. In this study, we collected and reviewed reported data on the economic impacts of invasive alien fishes using InvaCost, the most comprehensive global database of invasion costs. We analysed how total (i.e. both observed and potential/predicted) and observed (i.e. empirically incurred only) costs of fish invasions are distributed

* Corresponding author at: University of South Bohemia in České Budějovice, Faculty of Fisheries and Protection of Waters, South Bohemian Research Center of Aquaculture and Biodiversity of Hydrocenoses, Zátíší 728/II, 389 25 Vodňany, Czech Republic.

E-mail address: Phillip.Haubrock@Senckenberg.de (P.J. Haubrock).

¹ These authors contributed equally.

Editor: Damià Barceló

Keywords:

Biodiversity conservation
 Fisheries
 InvaCost
 Marine and freshwater
 Non-native species
 Socio-economic damages

geographically and temporally and assessed which socioeconomic sectors are most affected. Fish invasions have potentially caused the economic loss of at least US\$37.08 billion (US2017 value) globally, from just 27 reported species. North America reported the highest costs (>85% of the total economic loss), followed by Europe, Oceania and Asia, with no costs yet reported from Africa or South America. Only 6.6% of the total reported costs were from invasive alien marine fish. The costs that were observed amounted to US\$2.28 billion (6.1% of total costs), indicating that the costs of damage caused by invasive alien fishes are often extrapolated and/or difficult to quantify. Most of the observed costs were related to damage and resource losses (89%). Observed costs mainly affected public and social welfare (63%), with the remainder borne by fisheries, authorities and stakeholders through management actions, environmental, and mixed sectors. Total costs related to fish invasions have increased significantly over time, from <US\$0.01 million/year in the 1960s to over US\$1 billion/year in the 2000s, while observed costs have followed a similar trajectory. Despite the growing body of work on fish invasions, information on costs has been much less than expected, given the overall number of invasive alien fish species documented and the high costs of the few cases reported. Both invasions and their economic costs are increasing, exacerbating the need for improved cost reporting across socioeconomic sectors and geographic regions, for more effective invasive alien fish management.

© 2021 Elsevier B.V. All rights reserved.

1. Introduction

Invasive alien fish introductions are increasing in number globally (Leprieur et al., 2008; Avlijaš et al., 2018). In turn, the drivers of these invasions are also rising (Turbelin et al., 2017; Zieritz et al., 2017), with the potential to intensify future impacts. In particular, the increase in anthropogenic activities, especially in emerging market economies, is expected to facilitate new introductions of invasive alien fish species and subsequent invasions through pathways such as tourism, trade (e.g. aquaculture and aquarium trade) and infrastructure development (e.g. waterways/channel construction) (Hulme, 2015; Haubrock et al., 2021a).

Ecological impacts of invasive alien fishes (Cucherousset and Olden, 2011) include the displacement and extinction of native species (Mills et al., 2004; Haubrock et al., 2018), alteration of trophic interactions (Martin et al., 2010; Cuthbert et al., 2018; Haubrock et al., 2019), and disruption of ecosystem functioning (Capps and Flecker, 2013). Invasive alien fish can also transmit new pathogens (Gozlan et al., 2005; Waicheim et al., 2014; Boonthai et al., 2017; Ercan et al., 2019) and threaten native species' genetic diversity through hybridization (Oliveira et al., 2006; Gunnell et al., 2008). However, despite evidence for increasing numbers of fish invasions worldwide and their growing ecological impacts (Leprieur et al., 2008; Seebens et al., 2020; Raick et al., 2020), their economic impacts remain poorly understood, largely due to a lack of data for numerous sectors and difficulties in monetizing ecological impacts. This paucity of cost data has led to debate among scientists about previous estimates of invasion costs (Cuthbert et al., 2020), which have often relied on over-extrapolation and presented untraceable sources. In the context of fisheries, this could involve projecting costs from local scales to entire fisheries.

This lack of knowledge of costs of invasive alien fish, in turn, hampers decision-making and severely limits the ability of policymakers to design cost-effective management strategies (Britton et al., 2010; Hyytiäinen et al., 2013). In cases where invasive alien fish populations may have a positive value, understanding the trade-offs and designing socially optimal management are also hampered by the lack of cost data. Examples of such positive values include invasive alien fishes with commercial benefits (Gollasch and Leppäkoski, 1999), aesthetic and/or cultural values associated with recreational uses (Downing et al., 2013; Schlaepfer et al., 2011; Katsanevakis et al., 2014; Gozlan, 2015, 2016), or other perceived ecosystem benefits (Gozlan, 2008; Pejchar and Mooney, 2009; Britton and Orsi, 2012).

Despite the potential benefits of some taxa, recent works have highlighted the increasing negative economic impacts of invasive alien species globally (Bradshaw et al., 2016), with economic costs of invasions exceeding US\$1.2 trillion in recent decades across all habitat types (Diagne et al., 2021). In a first global synthesis of the cost of aquatic invasive alien species (Cuthbert et al., 2021), impacts have

reached \$345 billion worldwide, which is likely an underestimate given that impacts of aquatic invasions are generally under-represented compared to terrestrial taxa. That is because their costs are lower than expected based on numbers of alien species between those habitats (Cuthbert et al., 2021). Further, Cuthbert et al. (2021) found that the ruffe *Gymnocephalus cernua* was the second most costly invasive aquatic taxon in the world, considering total costs which include predictions and extrapolations. In addition, significant gaps in reporting on the costs of aquatic invasions were found in Asia and Africa, with many countries reporting no invasion costs, despite the presence of known harmful invasive alien species (Cuthbert et al., 2021). While the increasing economic impacts of aquatic invasions are alarming, there remain knowledge gaps at more granular scales regarding the specific nature of impacts of key taxonomic groups, such as fish, which must be filled to fully understand biases and inform taxon-specific management (Haubrock et al., 2021b; Cuthbert et al., 2021; Kouba et al., 2021).

Following recent advances addressing costs of invasive alien species at different regional scales (Bradshaw et al., 2021; Crystal-Ornelas et al., 2021; Haubrock et al., 2021c; Kourantidou et al., 2021; Liu et al., 2021) and across taxonomic groups (Cuthbert et al., 2021), we aim to better understand costs of fish invasions. To provide a necessary baseline for the economic impact of this taxon, we have therefore characterised, for the first time, the current status of knowledge on the global costs of invasive alien fishes using the InvaCost database (Diagne et al., 2020a). This database contains detailed information on reported costs (e.g. types of costs, sectors affected, regional attributes, reliability of cost estimates, etc.) over the last 60 years, associated with ~1000 invasive alien species from all ecosystem types worldwide (i.e. impacts occurring outside their native range). Invasive alien species included in the InvaCost database are thus those that spread outside of their geographic range of origin (Blackburn et al., 2011) and have a negative economic impact that was quantified in monetary terms. Our aims were to describe the reported global costs associated with invasive alien fish species, to explore the structure of these costs, and to identify gaps and potential biases in the estimation of past and current economic impacts.

2. Methods**2.1. Cost data sourcing and filtering**

To estimate the cost of fish invasions reported globally, we considered cost data from the latest version of the InvaCost database (version 4.0, <https://doi.org/10.6084/m9.figshare.12668570>; released in June 2021). This version of the database compiles 13,123 cost entries reported from both English and non-English sources in a sufficiently detailed manner to allow a large-scale synthesis of the costs associated

with invasive alien species at different spatial, taxonomic and temporal scales (Diagne et al., 2020a; Angulo et al., 2021). These cost data were primarily retrieved using a series of search strings entered into the Web of Science platform (<https://webofknowledge.com/>), Google Scholar database (<https://scholar.google.com/>) and the Google search engine (<https://www.google.com/>) to identify and collate relevant references on invasion costs. Local stakeholders and experts on invasions were also contacted as part of the search process. All references were thoroughly evaluated to identify their relevance and to extract information on costs. In the invasive alien species literature, there is a wide variety of costing practices which have an associated risk of misunderstandings and causing discrepancies among reported costs (Diagne et al., 2021). These may include, for example, differences in discounting across studies or in cost estimation methodologies. Despite the obvious challenges of standardizing heterogeneous costs, InvaCost is the most comprehensive database on the economic costs of IAS that has largely succeeded in resolving the problems associated with standardisation over time and across countries where they have been reported (Diagne et al., 2020b). In addition, this database is public and regularly updated with either corrections if mistakes are detected and/or new data as they become available. With regard to monetary units, all costs published in the literature and included in the database were converted to 2017 US\$ values (see Diagne et al., 2020a and Supplementary Material 1 for detailed information). The database used for this analysis includes information on monetary costs across taxonomic, regional and sectoral descriptors, and allows for a distinction between *observed* (i.e. costs of a realized impact) and *potential* costs (i.e. costs of a predicted/expected impact over time within or beyond the actual distribution area of the IAS). It also allows for a classification based on the reliability of the source and the methodologies used for the cost estimates (*high* or *low* reliability, with *high* implying that the source is from pre-assessed material such as peer-reviewed articles and official reports or from grey material but with documented, repeatable and traceable methods, and with *low* referring to all other estimates).

We filtered the InvaCost database to retain costs related to fishes belonging to the classes Cephalaspidomorphi and Actinopterygii; these were the only fish taxa in the database with reported costs, but also included an entry listed as “Osteichthyes” (see Pimentel et al., 2000). Because the available information did not allow us to distinguish this entry among ray-finned fish (Actinopterygii) and lobe-finned fish (Sarcopterygii), it was kept as a “diverse” entry. In total, we identified 177 entries, from which 7 were excluded as no starting and/or ending year for the listed costs could be identified. After expansion, these entries resulted in 384 annualized cost entries (see expansion process below). Cost entries that were not attributable to single species, sectors or cost types within these classes were classified as “Diverse/Unspecified”. All analyses were conducted for the period between 1960 to 2020, as (i) monetary exchange rates prior to 1960 were not available, and (ii) 2020 was the last year for which cost data were available in the database. The final dataset used for the analysis is provided in Supplementary Material 2.

2.2. Global cost descriptions

In order to describe the costs of invasive alien fish over time, we used the *expandYearlyCosts* function of the ‘invacost’ package (v0.3-4; Leroy et al., 2020) in R version 4.0.2 (R Core Team, 2020). This function facilitates consideration of the temporal dimensions of the data, with the estimated costs per year being expanded over time according to the length of time over which they occurred or were expected to have occurred (i.e. the length of time between the *Probable_starting_year_adjusted* and *Probable_ending_year_adjusted* columns). In order to obtain a comparable cumulative total cost for each estimate over the period during which costs were incurred for each invasion, we multiplied each annual estimate by the respective duration (in years). The analyses were therefore conducted on the basis of these ‘expanded’ entries to reflect the likely duration of the

costs as reported in each study analysed. This means that costs covering several years (e.g. US\$10 million between 2001 and 2010) are divided according to their duration (i.e. US\$1 million for each year between 2001 and 2010). Finally, the cumulative costs of the invasion were estimated based on their classification in the following cost descriptors (i.e. columns) included in the database (Supplementary Material 1):

(i) *Method_reliability*: indicating the perceived reliability of cost estimates based on the publication type and estimation method. Costs are considered to be of *low* reliability in those cases where they were derived from grey literature and/or are lacking documented, repeatable or traceable methods. On the contrary, costs are considered of *high* reliability if they come from peer-reviewed articles, official documents, or grey literature but with a fully documented, repeatable and traceable method (Diagne et al., 2020a). While we acknowledge that this binary classification does not capture the widely varying methodologies of underlying studies, it provides a practical, reproducible and objective means of cost assessment and filtering;

(ii) *Implementation*: whether the cost estimate was actually incurred in the invaded area (*observed*; e.g. a cost directly incurred from investment in managing an invasive alien fish population, or an invasion-driven decline in a native fishery that resulted in a realised loss of income) or whether it was extrapolated or predicted over time within or beyond the actual distribution area of the IAS (*potential*), and thus not empirically incurred (Diagne et al., 2020a; see Supplementary Material 1). We emphasize that costs were compiled in InvaCost based on the information in each cost document (i.e. we did not extrapolate or predict cost estimates independently here, and simply compiled reported costs). For example, *potential* costs may include estimated reductions in fisheries income because of an invasion (Scheibel et al., 2016), known local costs that are extrapolated to a larger system than the one they occur in (Oreska and Aldridge, 2011), and costs extrapolated over several years based on estimates from a shorter period (Leigh, 1998).

(iii) *Geographic_region*: description of the continental geographic location of the cost;

(iv) *Type_of_cost_merged*: grouping of costs into categories: (i) “*Damage*” referring to damages or loss incurred by the invasion (i.e. costs of repairing damage, losses of resources, medical care), (ii) “*Management*” including expenditure related to control (i.e. surveillance, prevention, management, eradication), (iii) and “*Mixed*” including mixed cost of damage and control (cases where the reported costs were not clearly distinguishable);

(v) *Impacted_sector*: the activity, societal or market sector that was affected by the cost. Seven sectors are described in the database: *agriculture*, *authorities-stakeholders* (official structures allocating efforts to manage biological invasions), *environment*, *fishery*, *forestry*, *health*, and *public and social welfare* (Diagne et al., 2020a; see Supplementary Material 1).

2.3. Temporal cost accumulations

To assess temporal trends of invasive alien fish species, we considered 10-year averages since 1960. We examined the costs in terms of the *year of impact*, which reflects the time at which the invasion cost likely occurred and extended it over years in which the costs were realised using the *summarizeCosts* function of the ‘invacost’ R package (using the *Probable_starting_year_adjusted* and *Probable_ending_year_adjusted* columns; see Leroy et al., 2020). This allowed the estimation of average annual costs over the whole period considered, as well as over decadal increments, for both *observed* and *potential* costs.

2.4. Comparison with other taxonomic groups

In order to put the costs of invasive alien fish species in a broader taxonomic perspective, we compared the economic costs of invasive alien fish with other invasive vertebrates: birds and mammals. The

comparison was based on the total cost and the number of documents reporting costs in the InvaCost database, coupled with the number of invasive alien species per taxon, and the numbers of scientific publications in the field of invasion science. First, total monetary costs and number of entries for birds and mammals were calculated following the same methods and database version as for fishes (as detailed above). Secondly, we estimated the number of publications available for each group using the same search protocol as for the InvaCost database (see Diagne et al., 2020a), excluding words referring to costs and adding the name of the biotic group (i.e. “fish”, “mammal”, or “bird”), in order to obtain a comparative approximation of the research effort in invasion ecology for these three taxa. The exact search strings used can be found in Supplementary Material 3. The information considered in this comparison was collected using the Web of Science Core collection. Thirdly, the numbers of alien species for each of the three taxonomic groups mentioned above was estimated using the IUCN Red List database (<https://www.iucnredlist.org/>). We classified a species as alien according to the IUCN legends of the countries where they occur. If a species is considered as introduced in at least one country, then we consider this species as alien. Finally, we used Pearson's Chi-squared test of independence to assess whether the data for the three taxonomic groups had the same distribution of values (number of alien species, number of cost entries, number of studies reporting invasion costs, and total costs).

3. Results

A total of 384 annualized cost entries for 27 invasive alien species belonging to 18 fish families were available in the database, totalling US \$37.08 billion. The majority of costs was deemed as potential (US \$34.79 billion; $n = 88$, hereafter the number of cost entries), while observed costs amounted to only US\$2.28 billion ($n = 296$). Furthermore, the majority of costs (US\$25.31 billion; $n = 295$) was considered of high reliability, while US\$11.77 billion ($n = 89$) was considered of low reliability (Supplementary Material 4).

3.1. Costs across regions and taxa

North America was the region with the highest reported economic costs of invasive alien fish species, followed by Europe, Oceania, Asia and Central America (Fig. 1). Costs inferred from polar regions (e.g.

French Southern and Antarctic Lands) were below US\$ 1 million (no costs for invasive alien fish were reported for Arctic regions).

When considering only observed costs, the costs of invasive alien fish in North America ($n = 46$), were again about 10 times higher than observed costs recorded in Oceania ($n = 12$), and over 60 times higher than costs in Asia ($n = 59$; Fig. 2). Reported observed costs were attributed to several species in North America, Europe and Asia, but were least diverse in Central America, Oceania and polar regions (Fig. 2) (note that these do not include taxa at coarser groupings than species level).

The Actinopterygii class included 26 invasive alien fish species with reported costs (US\$34.26 billion). The class Cephalasdomorphi, on the other hand, included only one species, the sea lamprey *P. marinus* (US \$1.39 billion in North America) (Table 1). Observed costs listed for the class Osteichthyes (i.e. bony fish; US\$1.42 billion) were deemed diverse, as this cost entry could not be assigned to a lower taxonomic level (see Pimentel et al., 2000 for details). Globally, the ruffe *G. cernua* was the costliest species, followed by the topmouth gudgeon *Pseudorasbora parva*, the sea lamprey *P. marinus*, the common carp *Cyprinus carpio*, the red lionfish *Pterois volitans*, unspecific species belonging to *Tilapia* sp., the silver-cheeked toadfish *Lagocephalus sceleratus*, the black bass *Micropterus salmoides*, white bass *Morone chrysops*, the brown trout *Salmo trutta*, and common minnow *Phoxinus phoxinus* (Table 1). All other species contributed less than US\$ 1 million (Table 1).

Considering total costs (potential and observed) inferred in North America, the ruffe *G. cernua* was the costliest species (US\$28.93 billion), followed by *P. marinus* (US\$1.39 billion), white bass *M. chrysops* (US \$3.39 million) and brown trout *S. trutta* (US\$1.78 million). All other species, such as the northern pike *Esox lucius* and the northern snakehead *Channa argus*, contributed less than US\$1 million.

Considering only observed costs globally, *P. marinus* was the costliest species, followed by *C. carpio*, *P. volitans*, *Tilapia* sp., *L. sceleratus*, *M. salmoides*, *M. chrysops*, *S. trutta*, and *P. phoxinus* (Table 1). All other species contributed up to US\$1 million (Table 1; Fig. 2). Observed costs of *P. marinus*, *S. trutta* and *M. chrysops* were only reported in North America.

3.2. Cost types and impacted sectors

Costs related to damages and resource losses represented approximately 89% of the observed cost ($n = 96$; Fig. 3). Costs associated

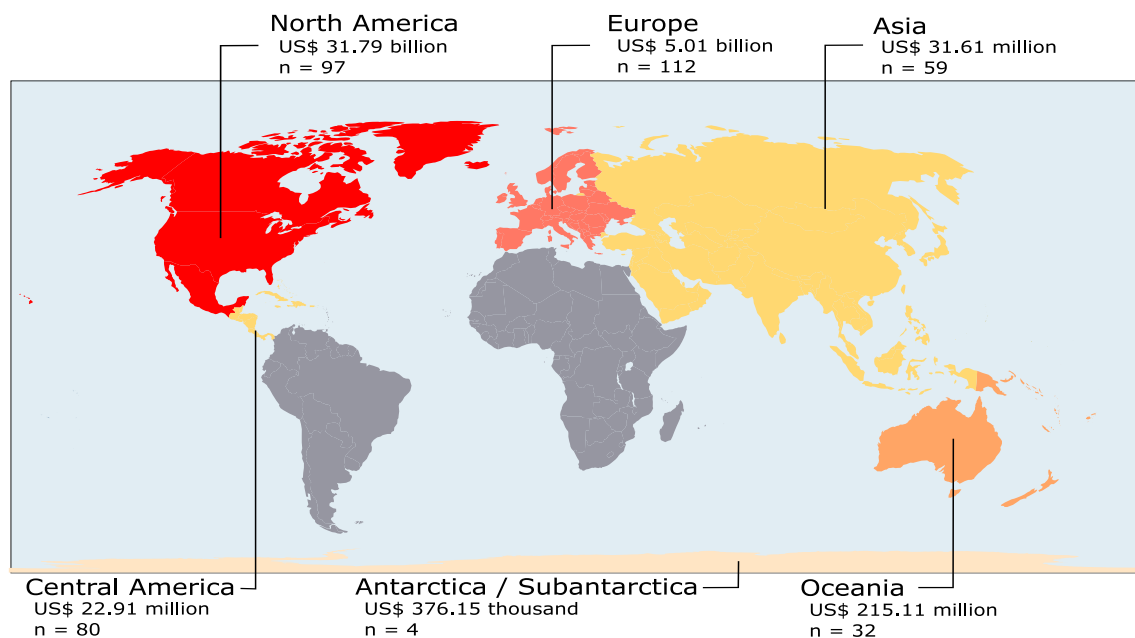


Fig. 1. Total costs (observed and potential) of invasive fishes by geographical region. Grey indicates no cost information being available for that region, yellow to red indicates the magnitude of the reported costs. (For interpretation of the references to colour in this figure legend, the reader is referred to the web version of this article.)

with management (i.e. control, detection and eradication costs) were an order of magnitude lower, despite having more entries ($n = 196$), while mixed costs amounted to less than US\$1 million ($n = 4$) (Fig. 3). In North America, most of the observed cost (US\$1.77 billion) was attributed to damages and losses, with the remaining US\$231.16 million (11.5%) classified as management costs.

Considering observed costs, public and social welfare was the most affected sector, followed by costs to fisheries, authorities and stakeholders, the environment and mixed sectors (Fig. 3). Inferring only observed costs to impacted sectors in North America, the distribution of costs across sectors was similar, with public and social welfare (US \$1.44 billion) predominantly impacted, followed by fisheries (US \$349.81 million), authorities and stakeholders (US\$208.70 million), and mixed sectors (US\$3.27 million).

3.3. Temporal cost accumulations

In total, costs averaged to US\$607.78 million per year between 1960 and 2020 (Fig. 4), with a strong increase from <US\$0.01 million per year in the 1960s to US\$603.08 million per year in the 1980s, before surpassing US\$1 billion by the 2000s. Observed costs averaged to US\$37.43 million per year between 1960 and 2020. Annual observed costs first increased from <US\$0.01 million in the 1960s to US\$159.96 million per year in the 2000s, then decreased after 2010 to US\$7.27 million per year. It should be noted, however, that time lags (i.e. between the occurrence of costs and official reporting) were not accounted for in the last decade (2010–2020), and thus cost estimates are therefore likely to be more underestimated in recent years.

3.4. Comparisons across biotic groups

Records for alien fishes from the IUCN Red List database ($n = 147$, hereafter the number of species) were 30% fewer than recorded alien birds ($n = 210$) and 39% more than recorded alien mammals ($n = 106$). Conversely, fishes were the taxonomic group with the highest number of scientific publications on alien species (17,864 papers), about twice the number of publications on birds (8759) and four times the number on mammals (4880) (Fig. 5). Nevertheless, invasive alien fish species had the lowest number of unique references reporting costs in the InvaCost database (55) compared to mammals (378) and birds (64). In turn, the total cost of invasive alien fish species (US \$37.08 billion) was much lower than that of mammals (US\$ 424.56 billion), but higher than that of birds (US\$7.52 billion). The distribution of values for each biotic group thus differed significantly (fish vs. birds: $\chi^2 = 2738$, $df = 3$, $p < 0.001$; fish vs. mammals: $\chi^2 = 100,000$, $df = 3$, $p < 0.001$; Fig. 5), with costs and inputs for fish disproportionately lower than expected based on the number of studies and alien species.

4. Discussion

The total economic cost of invasive alien fishes was US\$37.08 billion globally, from just 27 species with reported cost data. These costs are the result of reported/published estimates only which, because of the lack of reported costs in several regions (i.e. Africa and South America) and for several species, suggest that the overall cost estimate is significantly underestimated compared to the actual costs.

The reported observed costs are, in fact, very few and are mainly based on damages and resource losses to fisheries, as well as on the costs of large-scale management interventions. For example, the cost of the Eurasian ruffe invasion (*G. cernua*), which accounts for a significant portion of the total cost of invasive alien fish in North America, was extrapolated from population density estimates in Lake Superior to the types of impacts it could have if it were to spread more widely in the Great Lakes basin, resulting in economic costs (potentially reaching US\$500 million by 2050) by impacting recreational fisheries and causing a decline in yellow perch (*Perca flavescens*) populations.

This resulted in an estimate of US\$13.6 million for a two-year control program and US\$119 million to US\$1.05 billion in benefits from control programmes for recreational and commercial fisheries over a 50-year time period (Lovell et al., 2006). However, because these estimated economic costs have not yet been confirmed, the limited information available on the socio-economic impacts of *G. cernua* in the Great Lakes precludes an adequate assessment of economic cost. Nevertheless, it is possible that these potential costs were not overestimated, but rather that the expected impact was mitigated by management, suggesting that the extrapolation may have been robust (and useful) at the time it was made. Other harmful invasive alien fish, such as Asian carp species in the Mississippi River basin, have no current cost estimates, despite the expectation of potential future economic and ecological costs large enough to require the expenditure of US\$831 million to try to prevent spread in the Great Lakes (USACE, 2018).

We also showed that the costs of invasive alien fish were significantly lower compared to birds and mammals and the research effort devoted to them. This could be due to a perception bias where damage to habitats or aquatic communities goes unnoticed by the public and authorities because of the difficulties in timely detection of fish invasions compared to other taxa. At the same time, the introduction of aquatic species has often been seen as beneficial to some local communities, especially those engaged in harvesting, processing or recreational tourism (Selge et al., 2011), which leads to a risk of ignoring the negative impacts of the invasion. Invasive alien fish have diverse impacts on ecosystems and understanding their indirect effects will benefit from advances in non-market valuation methods to infer the full range of their impacts (e.g. decline of native species, displacement, extinctions, disease, etc.) (Hanley and Roberts, 2019). Compared to mammals and birds, fish invasions and their vectors of introduction are well studied, with a high number of publications in the natural sciences and reports on the number of invasive alien species (Semmens et al., 2004; Castellanos-Galindo et al., 2020). The low number of reported costs for fish invasions, despite this wealth of literature documenting their presence, likely reflects the difficulties in quantifying their costs and possibly in some cases the fact that certain fish have a long history of intentional introductions (Gozlan, 2008).

4.1. Taxonomic, regional and environmental biases

In total, economic costs were available for only 27 out of the more than 147 invasive alien fish species worldwide (IUCN, 204 according to FishBase (Froese and Pauly, 2019), with some highly invasive and impactful fish species being completely absent. For example, observed costs have not been reported for the Chinese or Amur sleeper (*P. glenii*) in Europe, although it is a known vector of parasites (Reshetnikov et al., 2011; Kvach et al., 2013) which may have an important impact on the aquaculture sector (Ondracková et al., 2012).

Documented costs of invasive alien fish species also show marked regional disparities, with the majority of reported costs attributed to North America and significantly lower costs reported elsewhere. These regional disparities are not only reflected in the massive differences in costs, but also in the spatial scale of their reporting; a higher proportion of costs in North America was reported at the national level (89%) compared to costs at the regional (1%) or local level (10%). These large-scale estimates likely increase the magnitude of reported costs and underscore the need for large-scale estimates outside North America. Despite the fact that a number of fish species have been intentionally introduced to meet the rapidly increasing demand for farmed fish (Lin et al., 2015; Xiong et al., 2015; Grosholz et al., 2015; Zhao et al., 2015; Gozlan, 2016), costs of only five invasive alien fish species have been reported in Asia. This is amidst evidence that multiple introduced fish species escape from aquaculture facilities or are released into the wild (Marchetti et al., 2004; Saba et al., 2021). Similarly, the total lack of reporting on the costs of fish invasions in South America and Africa is surprising given the multiple high-profile examples of fish invasions on these

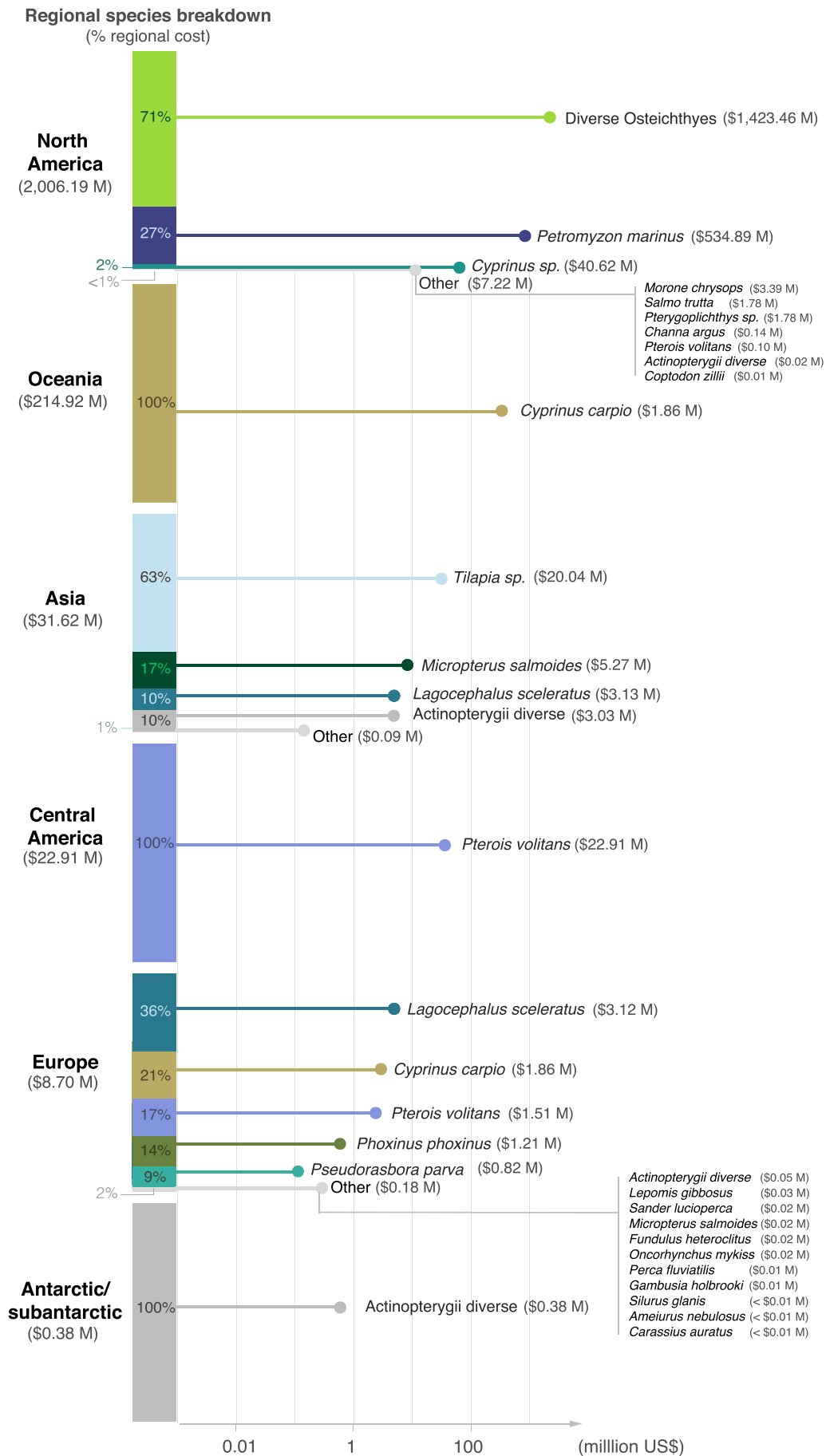


Table 1

Cost-contributing invasive fish species for total and observed costs, illustrating species, total costs and numbers of database entries; F = Freshwater, M = Marine, B = Brackish (according to the environment classification of Froese and Pauly, 2019).

Common name	Genus	Species	Environment	Total costs		Observed costs	
				Cost (US\$ 2017 value) in million	Database entries	Cost (US\$ 2017 value) in million	Database entries
Brown bullhead	<i>Ameiurus</i>	<i>Nebulosus</i>	F	0.001	3	0.001	3
Goldfish	<i>Carassius</i>	<i>Auratus</i>	F,B	0.001	3	0.0010	3
Northern snakehead	<i>Channa</i>	<i>Argus</i>	F	0.138	1	0.138	1
Redbelly tilapia	<i>Coptodon</i>	<i>Zillii</i>	F,B	0.011	3	0.011	3
Common carp	<i>Cyprinus</i>	<i>Carpio</i>	F,B	216.978	48	216.773	28
Northern pike	<i>Esox</i>	<i>Lucius</i>	F,B	0.021	1	–	–
Mummichog	<i>Fundulus</i>	<i>Heteroclitus</i>	M,F,B	0.017	5	0.017	5
Eastern mosquitofish	<i>Gambusia</i>	<i>Holbrooki</i>	F,B	0.009	10	0.009	10
Ruffe	<i>Gymnocephalus</i>	<i>Cernua</i>	F,B	28,933.217	47	–	–
Silver-cheeked toadfish	<i>Lagocephalus</i>	<i>Sceleratus</i>	M	6.540	15	6.247	13
Pumpkinseed	<i>Lepomis</i>	<i>Gibbosus</i>	F,B	0.030	13	0.030	13
Bluegill	<i>Lepomis</i>	<i>Macrochirus</i>	F	0.073	10	0.073	10
Black bass	<i>Micropterus</i>	<i>Salmoides</i>	F	5.293	34	5.293	34
White bass	<i>Morone</i>	<i>Chrysops</i>	F	3.394	1	3.394	1
Rainbow trout	<i>Oncorhynchus</i>	<i>Mykiss</i>	M,F,B	0.016	2	0.016	2
European perch	<i>Perca</i>	<i>Fluviatilis</i>	F,B	0.014	3	0.014	3
Chinese sleeper	<i>Perccottus</i>	<i>Glenii</i>	F,B	0.173	4	–	–
Sea lamprey	<i>Petromyzon</i>	<i>Marinus</i>	M, F, B	1389.395	15	534.887	12
Common minnow	<i>Phoxinus</i>	<i>Phoxinus</i>	F,B	1.210	3	1.210	3
Guppy	<i>Poecilia</i>	<i>Reticulata</i>	F	0.017	2	0.017	2
Topmouth gudgeon	<i>Pseudorasbora</i>	<i>Parva</i>	F,B	5004.319	22	0.818	11
Red lionfish	<i>Pterois</i>	<i>Volitans</i>	M	24.528	85	24.528	85
Janitor fish	<i>Pterygoplichthys</i>	sp.	F	0.002	1	0.002	1
Brown trout	<i>Salmo</i>	<i>Trutta</i>	M,F,B	1.782	10	1.782	10
Zander	<i>Sander</i>	<i>Lucioperca</i>	F,B	0.022	4	0.022	4
European catfish	<i>Silurus</i>	<i>Glanis</i>	F,B	0.002	1	0.002	1
Tilapia	<i>Tilapia</i>	sp.	F	20.039	1	20.039	1
Diverse/unspecified				1467.556	31	1467.556	31

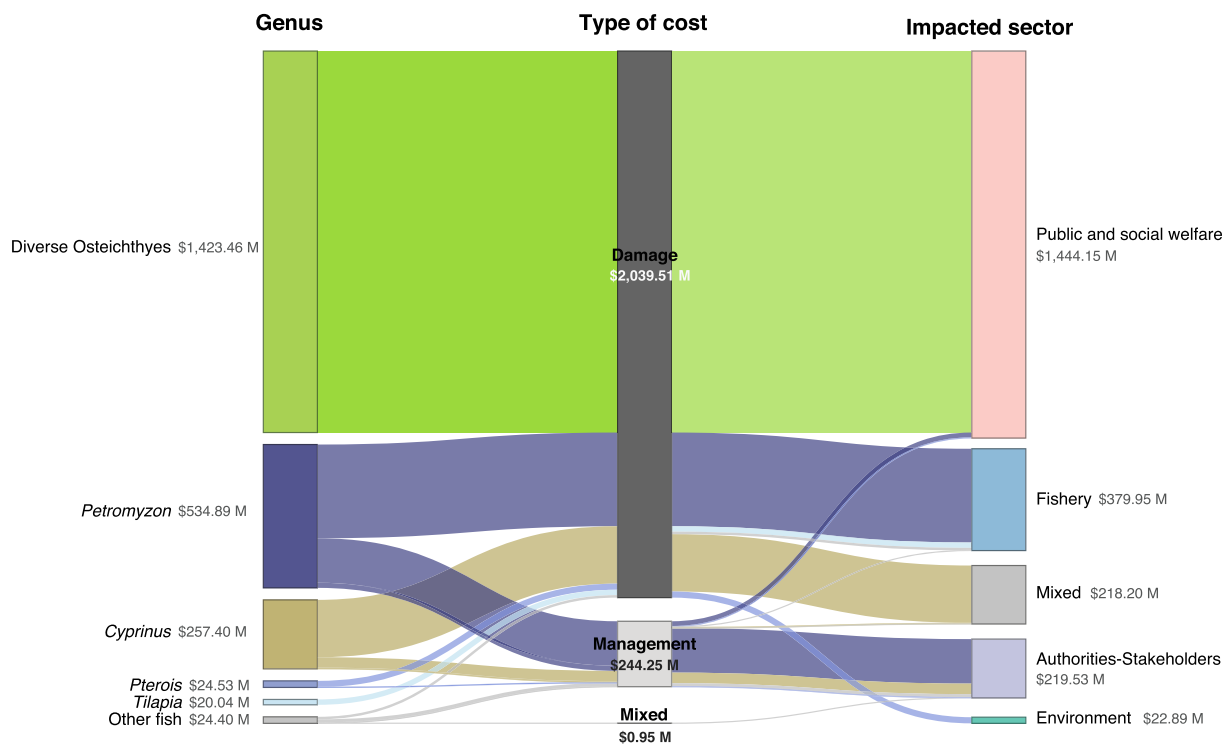


Fig. 3. Distribution of observed costs of alien fish invasions across genera, types of costs and sectors affected. Costs are shown in millions of US 2017 dollars.

Fig. 2. Observed costs of invasive fish species across regions (North America, Europe, Asia, Antarctic/Sub-Antarctic and Central America) indicating the contribution of the species to the respective total. For example, *Pterois volitans* accounts for 100% of the costs of invasive fish in Central America and contributes US\$0.02 billion to the total cost of invasive species. Note that the x-axis is on a log₁₀ scale.

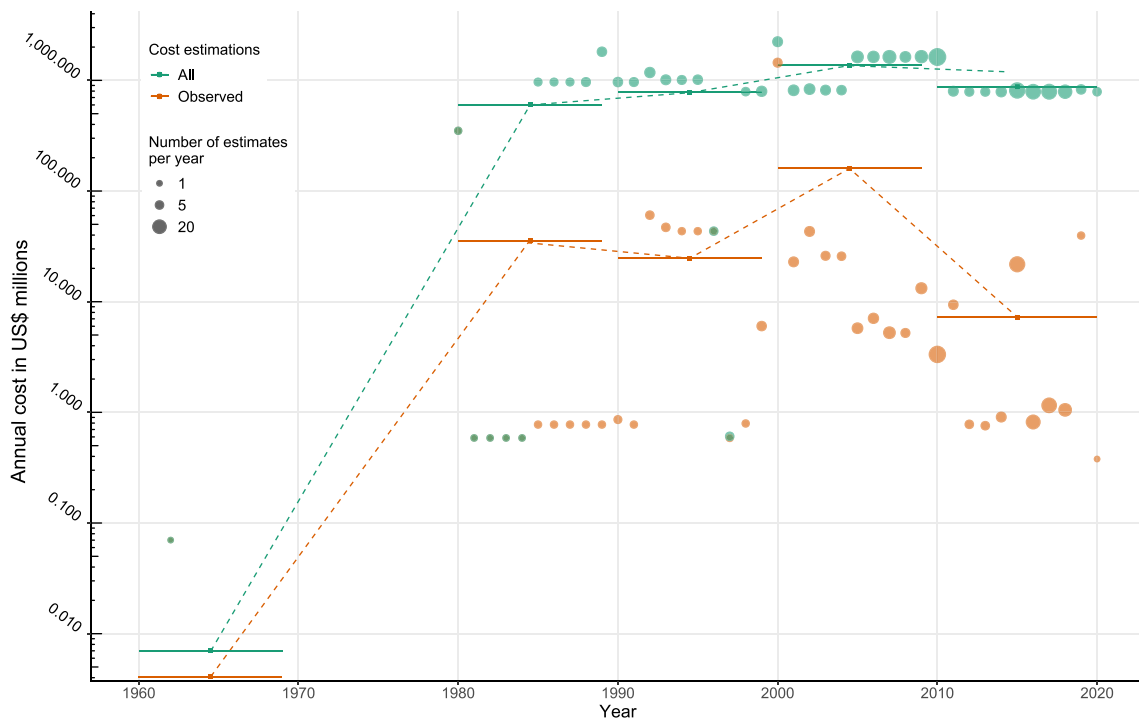


Fig. 4. Total (green) and observed (orange) average annual costs in billions of 2017 US\$ resulting from global invasions by fish. Points are annual values scaled by the number of annual estimates. Note that the y-axis is represented on a log₁₀ scale. (For interpretation of the references to colour in this figure legend, the reader is referred to the web version of this article.)

continents. For example, in parts of South America (e.g. northern Bolivia), the introduction of *Arapaima gigas* has had serious environmental impacts and is aggressively replacing commercially valuable native fisheries (although *A. gigas* is also fished commercially) (Miranda-Chumacero et al., 2012; Liu et al., 2017; Ju et al., 2019). In East Africa, although the introduction of Nile perch has increased commercial fishing

yields, stimulated fish processing and generated income from recreational tourism, it has also had negative effects on local communities by displacing small-scale fishermen and increasing food insecurity and health problems around Lake Victoria (Abila, 2000; Yongo et al., 2005; Aloo et al., 2017). The invasion has also altered the ecological community composition and food web of the lake (Witte et al., 2013), reducing

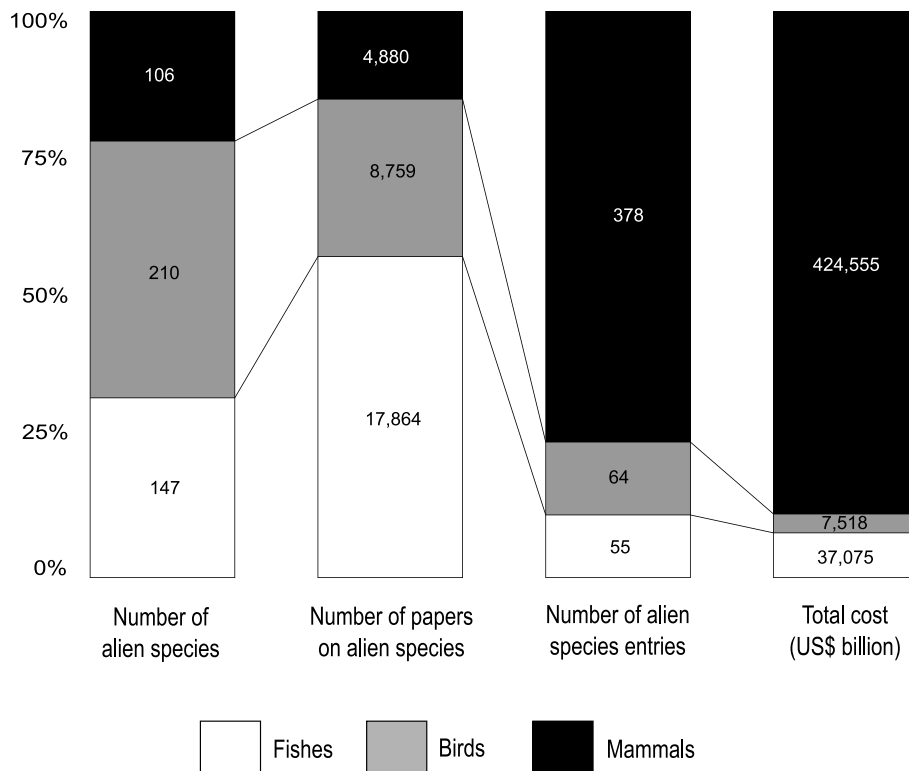


Fig. 5. Comparison among fishes, birds and mammals based on the numbers of alien species, numbers of articles on alien species, entries and costs in the InvaCost database.

water quality and causing the extinction of around 200 native species (many of them endemic), resulting in one of the largest anthropogenic ecosystem changes ever recorded (Ligtvoet et al., 1991; Kaufman, 1992; Mugidde et al., 2005).

With respect to the large difference in costs between North America and Europe, one possible contributing factor worth considering is that the fauna of the Western Palearctic is depleted due to glaciations (Oberdorff et al., 1997). While Nearctic fish faunas were less impacted by glaciations and remained relatively diverse, most fish species in European rivers were intentionally introduced or colonized as a result of anthropogenic activities e.g., the Danube (Levêque et al., 2007). Therefore, invasions in Europe might have an impact, at best, on a limited number of freshwater fishes (or might even have been economically beneficial historically), whereas invasions in North America would necessarily have an impact on a larger number of native species (Levêque et al., 2007). Therefore, compared to other regions, higher costs may also result from the economic importance of the respective freshwater fisheries, which are much more developed in North America than in Europe (e.g. especially for recreational activities such as angling and boating; Franklin, 1998; Mordue, 2009). Another potential bias may exist with respect to the regional variation in the number of researchers and institutions studying the impacts of invasive alien fish. That is, that a disproportionately large number of North American researchers may be studying invasive alien fish. This may explain the relatively large investment in management efforts in North America (e.g. for sea lampreys; Stewart et al., 2003; Twohey et al., 2003). Nevertheless, the discrepancies in invasive alien fish costs between North America and Europe cannot be fully explained by differences in economic activity or severity of impacts triggered by invasions. It is also often unclear whether management of invasive populations is driven by ecological or economic rationale between these regions or elsewhere, and InvaCost does not record this information.

In contrast to freshwater fish invasions, very few costs are associated with invasive alien marine fish species (Anton et al., 2019, 2020). This is notable given their well-known impacts on marine ecosystems (i.e. on habitat or other native species via competition for food) and on spatially-overlapping commercial fisheries for native species (i.e. costs incurred by bycatch, gear damage, injury, increased fuel consumption to reach invasive-free areas, etc.). Key examples include the angelfish *Pomacanthus* sp. (Semmens et al., 2004), the round herring *Etrumeus golanii* (Galil et al., 2019), the rabbitfish *Siganus rivulatus* and *S. luridus*, the pufferfish *L. sceleratus* in the Mediterranean (Kalogirou, 2013; Giakoumi, 2014) and the lionfish *P. miles* (Moonsammy et al., 2012). We think that the low number of entries in the database for marine fish, and for fishes in general, reflect limited knowledge of the costs being incurred, rather than their absence.

4.2. Conservative nature of reported costs

Considering the biases described above, the cost estimates presented here are likely to be very conservative, as cost data are scarce for most invasive alien fish species and for most regions of the world (see also Diagne et al., 2021 for an overview of the reasons for cost underestimation). A limited understanding of the costs of invasive alien fish is likely to hamper effective communication, investments in detection, control, prevention and management, and relegate them to the bottom of the priority list of policy makers and/or resource managers facing budgetary constraints. This is despite the fact that much of the funding used to manage invasive alien fish in North America comes directly from angling licence sales and taxes on fishing gear and boat fuel, and was therefore not reported or tracked in InvaCost. For example, in 2011, anglers in freshwater ecosystems in the US generated more than US\$40 billion in retail sales, with an estimated total economic impact of US \$115 billion and more than 800,000 jobs (Hughes, 2015). Although not reflected in our results for the costs of invasive marine fish, the expenditure of marine anglers is also substantial (\$31 billion in 2012), as is

the economic impact (US\$82 billion and 500,000 jobs in 2012) (Hughes, 2015). Of course, most of these species are not invasive, but since some of them are, it contributes to the difficulty of comparing costs and benefits of invasive alien fishes.

In addition, many of the costs associated with research activities seeking to advance knowledge of invasive alien fish, controlling their populations and mitigating their impacts are generally unreported or inaccessible in the public domain, resulting in an underestimation of investment in relevant research. This is an important driver of limitations inherent in the InvaCost database. Firstly, the monetary costs recorded in InvaCost were largely based on a systematic use of research terms (Diagne et al., 2020a), however, different studies and parties use different terminology to describe invasive alien species. As a result, costs may have been missed in these searches given the pervasive differences in keywords across cost reporting documents. Another similar reason is the fact that some source documents may use the vernacular names that were not considered in the search strings. Additionally, despite the effort to include literature in multiple languages (15 additional non-English languages in InvaCost searches, see Angulo et al., 2021), it has not been possible to cover all languages that may be reporting costs for invasive alien fish globally. This may have exacerbated perceived knowledge gaps in Asia and Africa in particular for which the linguistic coverage was limited. InvaCost is further limited in that only impacts that can be readily monetised are included, resulting in the omission of potential impacts assessed via other measures and metrics, or that are non-market in nature. Furthermore, the methods used to quantify these impacts differ considerably among studies – and although InvaCost uses an objective binary classification for reliability and implementation of the method as a standardised repository for reported costs – it has not been possible to fully account for the variable methodological nature of the underlying studies. The costs in InvaCost therefore directly reflect those reported in the underlying studies, and are subject to their respective potential criticisms. It is important to stress that many of these aforementioned limitations likely make our results substantial underestimates. Considering that InvaCost is a living database meant to be updated on an ongoing basis by authors and future users (Diagne et al., 2020a), we expect that these limitations can be alleviated in the future, yielding improved and more realistic estimates of costs for invasive alien fish and other species.

Finally, we note that invasive alien fish species are also known to have economic benefits (especially when they have commercial value) as well as aesthetic and spiritual values (Gozlan et al., 2010; 2018), which requires a better understanding of the trade-offs and incentives to introduce new species and/or maintain a long-term sustainable stock of their invasive population. Considering the benefits of invasive alien fish and understanding these trade-offs was beyond the scope of both the InvaCost database and this paper. However it is an important dimension of managing these species for the greater public good, and one that deserves further exploration in future research. Nevertheless, a comprehensive understanding of the costs and benefits of invasive alien fish is difficult because fish often disperse freely across international borders in seas and rivers, and trade pathways differ greatly between neighbouring countries, while neither costs nor benefits are equally shared.

5. Conclusion

Our work highlights the known and unknown economic costs of invasive alien fish species on a global as well as regional scale. A better understanding of the costs of invasive alien fish species should contribute, for example, to more responsible aquaculture practices, increased awareness of the risk of recreational introductions, and more effective regulatory instruments to prevent accidental species introductions. While it is difficult to predict how the cost of invasive alien fish will evolve worldwide, it is certain that the numbers of introductions of invasive alien species will continue to increase over time (Seebens et al.,

2017, 2020). There is accordingly an urgent need to develop more effective and proactive management strategies to prevent fish invasions and promote mitigation of their impacts.

Supplementary data to this article can be found online at <https://doi.org/10.1016/j.scitotenv.2021.149875>.

Acknowledgement and funding

The authors acknowledge the very helpful input from the anonymous reviewers. Further, the authors acknowledge the French National Research Agency (ANR-14-CE02-0021) and the BNP-Paribas Foundation Climate Initiative for funding the Inva Cost project that allowed the construction of the InvaCost database. The present work was conducted following a workshop funded by the AXA Research Fund Chair of Invasion Biology and is part of the AlienScenario project funded by BiodivERSA and Belmont-Forum call 2018 on biodiversity scenarios. RNC is funded by a Research Fellowship from the Alexander von Humboldt Foundation. CD is funded by the BiodivERSA-Belmont Forum Project "Alien Scenarios" (BMBF/PT DLR 01LC1807C).

CRediT authorship contribution statement

Phillip J. Haubrock: Conceptualization, Data curation, Methodology, Formal analysis, Writing – original draft, Visualization. **Camille Bernery:** Formal analysis, Conceptualization, Methodology, Writing – original draft, Visualization. **Ross N. Cuthbert:** Formal analysis, Conceptualization, Methodology, Writing – original draft, Visualization. **Chunlong Liu:** Writing – review & editing. **Melina Kourantidou:** Methodology, Writing – review & editing. **Boris Leroy:** Data curation, Methodology, Writing – review & editing, Visualization. **Anna J. Turbelin:** Data curation, Methodology, Formal analysis, Writing – review & editing, Visualization. **Andrew M. Kramer:** Writing – review & editing. **Laura N.H. Verbrugge:** Writing – review & editing. **Christophe Diagne:** Data curation, Methodology, Supervision, Writing – review & editing. **Franck Courchamp:** Conceptualization, Data curation, Methodology, Supervision, Writing – review & editing. **Rodolphe E. Gozlan:** Conceptualization, Data curation, Supervision, Writing – review & editing.

Declaration of competing interest

The author have no financial/personal interest or belief that could affect their objectivity to declare.

References

Abila, R.O., 2000. The development of the Lake Victoria fishery: a boon or bane for food security? IUCN Report No. 8. Nairobi, Kenya

Aloo, P.A., Njiru, J., Balirwa, J.S., Nyamwaya, C.S., 2017. Impacts of Nile perch, *Lates niloticus*, introduction on the ecology, economy and conservation of Lake Victoria, East Africa. *Lakes Reserv. Res. Manag.* 22 (4), 320–333.

Angulo, E., Diagne, C., Ballesteros-Mejia, L., Akulov, E.N., Dia, C.A.K.M., Adamjy, T., Banerjee, A.K., Capinha, C., Dubosq, V.G., Dobigny, G., Golivets, M., Heringer, G., Haubrock, P.J., Kirichenko, N., Kourantidou, M., Liu, C., Nuñez, M., Renault, D., Roiz, D., Taheri, A., Watarai, Y., Xiong, W., Courchamp, F., 2021. Non-English languages enrich scientific data: the example of the costs of biological invasions. *Sci. Total Environ.* 775, 144441.

Anton, A., Gerdali, N.R., Lovelock, C.E., Apostolaki, E.T., Bennett, S., Cebrian, J., et al., 2019. Global ecological impacts of marine exotic species. *Nat. Ecol. Evol.* 3, 787–800.

Anton, A., Gerdali, N.R., Ricciardi, A., Dick, J.T., 2020. Global determinants of prey naïveté to exotic predators. *Proc. R. Soc. B* 287 (1928), 20192978.

Avlijaš, S., Ricciardi, A., Mandrak, N.E., 2018. Eurasian tench (*Tinca tinca*): the next Great Lakes invader. *Canadian Journal of Fisheries and Aquatic Sciences* 75 (2), 169–179.

Blackburn, T.M., Pyšek, P., Bacher, S., Carlton, J.T., Duncan, R.P., Jarošík, V., ... Richardson, D.M., 2011. A proposed unified framework for biological invasions. *Trends in ecology & evolution* 26 (7), 333–339.

Boonthai, T., Herbst, S.J., Whelan, G.E., Van Deuren, M.G., Loch, T.P., Faisal, M., 2017. The Asian fish tapeworm *Schyzocotyle acheilognathi* is widespread in baitfish retail stores in Michigan, USA. *Parasites Vectors* 10, 618.

Bradshaw, C.J., Leroy, B., Bellard, C., Roiz, D., Albert, C., Fournier, A., ... Courchamp, F., 2016. Massive yet grossly underestimated global costs of invasive insects. *Nature communications* 7 (1), 1–8.

Bradshaw, C.J., Hoskins, A.J., Haubrock, P.J., Cuthbert, R.N., Diagne, C., Leroy, B., ... Courchamp, F., 2021. Detailed assessment of the reported economic costs of invasive species in Australia. *NeoBiota* 67, 511–550.

Britton, J.R., Orsi, M.L., 2012. Non-native fish in aquaculture and sport fishing in Brazil: economic benefits versus risks to fish diversity in the upper river Paraná Basin. *Rev. Fish Biol. Fish.* 22 (3), 555–565.

Britton, J.R., Davies, G.D., Brazier, M., 2010. Towards the successful control of the invasive *Pseudorasbora parva* in the UK. *Biol. Invasions* 12 (1), 125–131.

Capps, K.A., Flecker, A.S., 2013. Invasive aquarium fish transform ecosystem nutrient dynamics. *Proc. R. Soc. B Biol. Sci.* 280 (1769), 20131520.

Castellanos-Galindo, G.A., Robertson, D.R., Torchin, M.E., 2020. A new wave of marine fish invasions through the Panama and Suez canals. *Nat. Ecol. Evol.* 1–3.

Crystal-Ornelas, R., Hudgins, E., Cuthbert, R.N., Haubrock, P.J., Fantle-Lepczyk, J., Angulo, E., Kramer, A., Ballesteros-Mejia, L., Leroy, B., Leung, B., López-López, E., Diagne, C., Courchamp, F., 2021. Economic costs of biological invasions within North America. *Neobiota. Issue 5555: The Economic Costs of Biological Invasions in the World.*

Cucherousset, J., Olden, J.D., 2011. Ecological impacts of nonnative freshwater fishes. *Fisheries* 36, 215–230.

Cuthbert, R.N., Dalu, T., Wasserman, R.J., Dick, J.T., Mofu, L., Callaghan, A., Weyl, O.L., 2018. Intermediate predator naïveté and sex-skewed vulnerability predict the impact of an invasive higher predator. *Sci. Rep.* 8 (1), 1–8.

Cuthbert, R.N., Bacher, S., Blackburn, T.M., Briski, E., Diagne, C., Dick, J.T., Haubrock, P.J., Lenzer, B., Courchamp, F., 2020. Invasion costs impacts and human agency: response to Sagoff 2020. *Conserv. Biol.* 34 (6), 1579–1582.

Cuthbert, R.N., Pattison, Z., Taylor, N.G., Verbrugge, L., Diagne, C., Ahmed, D.A., Leroy, B., Angulo, E., Briski, E., Capinha, C., Catford, J.A., Dalu, T., Essl, F., Gozlan, R.E., Haubrock, P.J., Kourantidou, M., Kramer, A.M., Renault, D., Wasserman, R.J., Courchamp, F., 2021. Global economic costs of aquatic invasive alien species. *Sci. Total Environ.* 775, 145238.

Diagne, C., Leroy, B., Gozlan, R., Vaissière, A., Nunninger, L., Assailly, C., Roiz, D., Jourdain, F., Jaric, I., Courchamp, F., 2020a. INVACOST: a public database of the global economic costs of biological invasions. *Nat. Sci. Data* 7, 277.

Diagne, C., Catford, J.A., Nuñez, M.A., Courchamp, F., Essl, F., 2020b. What are the economic costs of biological invasions? A complex topic requiring international and interdisciplinary expertise. *NeoBiota* 63, 25–37.

Diagne, C., Leroy, B., Vaissière, A.C., Gozlan, R.E., Roiz, D., Jarić, I., ... Courchamp, F., 2021. High and rising economic costs of biological invasions worldwide. *Nature* 592 (7855), 571–576.

Downing, A.S., Galic, N., Goudswaard, K.P., van Nes, E.H., Scheffer, M., Witte, F., Mooij, W.M., 2013. Was Lates late? A null model for the Nile perch boom in Lake Victoria. *PLoS One* 8 (10), e76847.

Ercan, D., Andreou, D., Sana, S., Öntas, C., Baba, E., Top, N., et al., 2019. Evidence of threat to European economy and biodiversity following the introduction of an alien pathogen on the fungal-animal boundary. *Emerg. Microbes Infect.* 4 (1), 1–6.

Franklin, A., 1998. Naturalizing sports: hunting and angling in modern environments. *Int. Rev. Sociol. Sport* 33 (4), 355–366.

Froese, R., Pauly, D. (Eds.), 2019. FishBase. World Wide Web Electronic Publication version (12/2019). www.fishbase.org.

Galil, B.S., Danovaro, R., Rothman, S.B.S., Gevili, R., Goren, M., 2019. Invasive biota in the deep-sea Mediterranean: an emerging issue in marine conservation and management. *Biol. Invasions* 21 (2), 281–288.

Giakoumi, S., 2014. Distribution patterns of the invasive herbivore *Siganus luridus* (Rüppell, 1829) and its relation to native benthic communities in the Central Aegean Sea, Northeastern Mediterranean. *Mar. Ecol.* 35 (1), 96–105.

Gollasch, S., Leppäkoski, E., 1999. Initial Risk Assessment of Alien Species in Nordic Coastal Waters. Nordic Council of Ministers.

Gozlan, R.E., 2008. Introduction of alien freshwater fish: is it all bad? *Fish & Fisheries* 9, 106–115.

Gozlan, R.E., 2015. Role and impact of alien species on inland fisheries: the Janus syndrome. In: Craig, J. (Ed.), *Freshwater Fisheries Ecology*. Wiley-Blackwell Publisher. ISBN: 978-1-118-39442-7 920pp.

Gozlan, R.E., 2016. Interference of alien species with fisheries and aquaculture. *Series: Invasive Nature - Springer Series in Invasion Ecology*. 12. Springer.

Gozlan, R.E., St-Hilaire, S., Feist, S.W., Martin, P., Kent, M.L., 2005. Disease threats on European fish. *Nature* 435, 1045–1046.

Gozlan, R.E., Britton, J.R., Cowx, I., Copp, G.H., 2010. Current knowledge on non-native freshwater fish introductions. *Journal of fish biology* 76 (4), 751–786.

Gozlan, R.E., Karimov, B.K., Zadereev, E., Kuznetsova, D., Brucet, S., 2018. Status, trends and future dynamics of freshwater ecosystems in Europe and Central Asia. *Inland Water* 9 (1), 78–94.

Grosholz, E.D., Crafton, R.E., Fontana, R.E., Pasari, J.R., Williams, S.L., Zabin, C.J., 2015. Aquaculture as a vector for marine invasions in California. *Biol. Invasions* 17 (5), 1471–1484.

Gunnell, K., Tada, M.K., Hawthorne, F.A., Keeley, E.R., Ptacek, M.B., 2008. Geographic patterns of introgressive hybridization between native yellowstone cutthroat trout (*Oncorhynchus clarkii bouvieri*) and introduced rainbow trout (*O. mykiss*) in the south fork of the Snake River watershed, Idaho. *Conserv. Genetic* 9, 49–64.

Hanley, N., Roberts, M., 2019. The economic benefits of invasive species management. *People Nature* 1 (2), 124–137.

Haubrock, P.J., Criado, A., Monteoliva, A.P., Monteoliva, J.A., Santiago, T., Inghilesi, A.F., Tricarico, E., 2018. Control and eradication efforts of aquatic alien fish species in Lake Caicedo yuso-arreo. *Manag. Biol. Invasions* 9, 267–278.

Haubrock, P.J., Balzani, P., Azzini, M., Inghilesi, A.F., Veselý, L., Guo, W., Tricarico, E., 2019. Shared histories of co-evolution may affect trophic interactions in a freshwater community dominated by alien species. *Front. Ecol. Evol.* 7, 355.

- Haubrock, P.J., Pilotto, F., Innocenti, G., Cianfanelli, S., Haase, P., 2021a. Two centuries for an almost complete community turnover from native to non-native species in a riverine ecosystem. *Glob. Chang. Biol.* 27, 606–623.
- Haubrock, P.J., Cuthbert, R.N., Ricciardi, A., Diagne, C., Courchamp, F., 2021b. Massive economic costs of invasive bivalves in freshwater ecosystems. *Research Square* <https://doi.org/10.21203/rs.3.rs-389696/v1>.
- Haubrock, P.J., Turbelin, A.J., Cuthbert, R.N., Novoa, A., Taylor, N.G., Angulo, E., ... Courchamp, F., 2021c. Economic costs of invasive alien species across Europe. *NeoBiota*.
- Hughes, R.M., 2015. Recreational fisheries in the USA: economics, management strategies, and ecological threats. *Fish. Sci.* 81 (1), 1–9.
- Hulme, P., 2015. Invasion pathways at a crossroad: policy and research challenges for managing alien species introductions. *J. Appl. Ecol.* 52, 1418–1424.
- Hyytiäinen, K., Lehtiniemi, M., Niemi, J.K., Tikka, K., 2013. An optimization framework for addressing aquatic invasive species. *Ecol. Econ.* 91, 69–79.
- Ju, R., Li, X., Jiang, J., Wu, J., Liu, J., Strong, D.R., Li, B., 2019. Emerging risks of non-native species escapes from aquaculture: call for policy improvements in China and other developing countries. *J. Appl. Ecol.* 1365–2664, 13521.
- Kalogirou, S., 2013. Ecological characteristics of the invasive pufferfish *Lagocephalus sceleratus* (Gmelin, 1789) in the eastern Mediterranean Sea—a case study from Rhodes. *Mediterr. Mar. Sci.* 14 (2), 251–260.
- Katsanevakis, S., Wallentinus, I., Zenetos, A., Leppäkoski, E., Çinar, M.E., Öztürk, B., et al., 2014. Impacts of invasive alien marine species on ecosystem services and biodiversity: a pan-european review. *Aquat. Invasions* 9 (4), 391–423.
- Kaufman, L., 1992. Catastrophic change in species-rich freshwater ecosystems. *Bioscience* 42 (11), 846–858.
- PreprintKouba, A., Oficialdegui, F.J., Cuthbert, R.N., Kourantidou, M., South, J., Tricarico, E., et al., 2021. SI on Economic Costs of Invasions-Feeling the Pinch: Global Economic Costs of Crayfish Invasions and Comparison With Other Aquatic Crustaceans.
- Kourantidou, M., Cuthbert, R.N., Haubrock, P.J., Novoa, A., Taylor, N.G., Leroy, B., ... Courchamp, F., 2021. Economic costs of invasive alien species in the Mediterranean basin. *NeoBiota* 67, 427–458.
- Kvach, Y., Drobiniak, O., Kutsokov, Y., Hoch, I., 2013. The parasites of the invasive Chinese sleeper *Percottus glenii* (Fam. Odontobutidae), with the first report of *Nippotaenia mogurndae* in Ukraine. *Knowl. Manag. Aquat. Ecosyst.* 409, 05.
- Leigh, P., 1998. Benefits and costs of the ruffe control program for the Great Lakes fishery. *J. Great Lakes Res.* 24 (2), 351–360.
- Leprieux, F., Beauchard, O., Blanchet, S., Oberdorff, T., Brosse, S., 2008. Fish invasions in the world's river systems: when natural processes are blurred by human activities. *PLoS Biol.* 6 (2), e28.
- Leroy, B., Kramer, A., Vaissière, A.-C., Diagne, C., 2020. Analysing Global Economic Costs of Invasive Alien Species With the Invacost. R package <https://doi.org/10.1101/2020.12.10.419432>.
- Levêque, C., Oberdorff, T., Paugy, D., Stiassny, M.L.J., Tedesco, P.A., 2007. Global diversity of fish (Pisces) in freshwater. *Freshwater Animal Diversity Assessment*. Springer, Dordrecht, pp. 545–567.
- Ligtvoet, W., Witte, F., Goldschmidt, T., Van Oijen, M.J.P., Wanink, J.H., Goudswaard, P.C., 1991. Species extinction and concomitant ecological changes in Lake Victoria. *Netherlands Journal of Zoology* 42 (2–3), 214–232.
- Lin, Y., Gao, Z., Zhan, A., 2015. Introduction and use of alien species for aquaculture in China: status, risks and management solutions. *Rev. Aquac.* 7, 28–58.
- Liu, C., He, D., Chen, Y., Olden, J.D., 2017. Species invasions threaten the antiquity of China's freshwater fish fauna. *Divers. Distrib.* 23, 556–566.
- Liu, C., Diagne, C., Angulo, E., Banerjee, A.K., Chen, Y., Cuthbert, R.N., ... Courchamp, F., 2021. Economic costs of biological invasions in Asia. *NeoBiota* 67, 53–78.
- Lovell, S.J., Stone, S.F., Fernandez, L., 2006. The economic impacts of aquatic invasive species: a review of the literature. *Agric. Resour. Econ. Rev.* 35 (1), 195–208.
- Marchetti, M.P., Light, T., Moyle, P.B., Viers, J.H., 2004. Fish invasions in California watersheds: testing hypotheses using landscape patterns. *Ecol. Appl.* 14 (5), 1507–1525.
- Martin, C.W., Valentine, M.M., Valentine, J.F., 2010. Competitive interactions between invasive Nile tilapia and native fish: the potential for altered trophic exchange and modification of food webs. *PLoS One* 5 (12), e14395.
- Mills, M.D., Rader, R.B., Belk, M.C., 2004. Complex interactions between native and invasive fish: the simultaneous effects of multiple negative interactions. *Oecologia* 141 (4), 713–721.
- Miranda-Chumacero, G., Wallace, R., Calderón, H., Calderón, G., Willink, P., Guerrero, M., et al., 2012. Distribution of arapaíma (*Arapaima gigas*) (Pisces: Arapaimatidae) in Bolivia: implications in the control and management of a non-native population. *BiolInvasions Record* 1 (2).
- Moonsammy, S., Buddo, D., Seepersad, G., 2012. Assessment of the economic impacts of the lion fish (*Pterois volitans*) invasion in Jamaica. *Proceedings of the 64th Gulf and Caribbean Fisheries Institute*. 64, pp. 51–54.
- Mordue, T., 2009. Angling in modernity: a tour through society, nature and embodied passion. *Curr. Issue Tour.* 12 (5–6), 529–552.
- Mugidde, R., Gichuki, J., Rutagemwa, D., Ndawula, L., Matovu, X., 2005. Status of water quality and its implication on fishery production. *The State of the Fisheries Resources of Lake Victoria and Their Management*. *Proceedings of the Regional Stakeholders' Conference*, pp. 106–112.
- Oberdorff, T., Hugué, B., Guégan, J.-F., 1997. Is there an influence of historical events on contemporary fish species richness in rivers? Comparisons between Western Europe and North America. *J. Biogeogr.* 24, 461–467.
- Oliveira, A.V., Prioli, A.J., Prioli, S.M.A.P., Bignotto, T.S., Júlio, H.F., Carrer, H., et al., 2006. Genetic diversity of invasive and native cichla (Pisces: Perciformes) populations in Brazil with evidence of interspecific hybridization. *J. Fish Biol.* 69, 260–277.
- Ondracková, M., Matejusová, I., Grabowska, J., 2012. Introduction of *Gyrudactylus perccotti* (Monogenea) into Europe on its invasive fish host, Amur sleeper (*Percottus glenii*, dybowski 1877). *Helminthologia* 49, 21–26.
- Oreska, M.P., Aldridge, D.C., 2011. Estimating the financial costs of freshwater invasive species in Great Britain: a standardized approach to invasive species costing. *Biol. Invasions* 13 (2), 305–319.
- Pejchar, L., Mooney, H.A., 2009. Invasive species, ecosystem services and human well-being. *Trends Ecol. Evol.* 24 (9), 497–504.
- Pimentel, D., Lach, L., Zuniga, R., Morrison, D., 2000. Environmental and economic costs of nonindigenous species in the United States. *BioScience* 50 (1), 53–65.
- Raick, X., Huby, A., Kurchevski, G., Godinho, A.L., Parmentier, É., 2020. Yellow-eyed piranhas produce louder sounds than red-eyed piranhas in an invasive population of *Serrasalmus marginatus*. *J. Fish Biol.* 97 (6), 1676–1680.
- R Core Team, 2020. *Description: R: A language and environment for statistical computing*. R Foundation for Statistical Computing, Vienna, Austria URL: <http://www.r-project.org/index.html>.
- Reshetnikov, A.N., Sokolov, S.G., Protasova, E.N., 2011. The host-specific parasite *nippotaenia mogurndae* confirms introduction vectors of the fish *Percottus glenii* in the Volga river basin. *J. Appl. Ichthyol.* 27 (5), 1226–1231.
- Saba, A.O., Ismail, A., Zulkifli, A.Z., Shohaimi, S., Amal, M.N.A., 2021. Public knowledge and perceptions of the impacts and importance of alien fish species in Malaysia: implications for freshwater biodiversity and conservation. *Manag. Biol. Invasions* 12 (2), 441–456.
- Scheibel, N.C., Dembkowski, D.J., Davis, J.L., Chipps, S.R., 2016. Impacts of northern pike on stocked rainbow trout in pactola reservoir, South Dakota. *N. Am. J. Fish Manag.* 36 (2), 230–240.
- Schlaepfer, M.A., Sax, D.F., Olden, J.D., 2011. The potential conservation value of non-native species. *Conserv. Biol.* 25 (3), 428–437.
- Seebens, H., Blackburn, T.M., Dyer, E.E., Genovesi, P., Hulme, P.E., Jeschke, J.M., et al., 2017. No saturation in the accumulation of alien species worldwide. *Nat. Commun.* 8 (1), 1–9.
- Seebens, H., Bacher, S., Blackburn, T.M., Capinha, C., Dawson, W., Dullinger, S., Genovesi, P., 2020. Projecting the continental accumulation of alien species through to 2050. *Glob. Chang. Biol.* 27 (5), 970–982.
- Selge, S., Fischer, A., van der Wal, R., 2011. Public and professional views on invasive alien species – a qualitative social scientific investigation. *Biol. Conserv.* 144, 3089–3097.
- Semmens, B.X., Buhle, E.R., Salomon, A.K., Pattengill-Semmens, C.V., 2004. A hotspot of non-native marine fishes: evidence for the aquarium trade as an invasion pathway. *Mar. Ecol. Prog. Ser.* 266, 239–244.
- Stewart, T.J., Bence, J.R., Bergstedt, R.A., Ebener, M.P., Lupi, F., Rutter, M.A., 2003. Recommendations for assessing sea lamprey damages: toward optimizing the control program in the Great Lakes. *J. Great Lakes Res.* 29, 783–793.
- Turbelin, A.J., Malamud, B.D., Francis, R.A., 2017. Mapping the global state of invasive alien species: patterns of invasion and policy responses. *Glob. Ecol. Biogeogr.* 26, 78–92.
- Twohey, M.B., Sorensen, P.W., Li, W., 2003. Possible applications of pheromones in an integrated sea lamprey management program. *J. Great Lakes Res.* 29, 794–800.
- USACE, 2018. *The Great Lakes and Mississippi River Interbasin Study – Brandon Road Final Integrated Feasibility Study and Environmental Impact Statement – Will County, Illinois*. November. U.S. Army Corps of Engineers, Rock Island and Chicago Districts, Rock Island and Chicago, Illinois <https://usace.contentdm.oclc.org/utis/getfile/collection/p16021coll7/id/11394>.
- Waicheim, A., Blasetti, G., Cordero, P., Rauque, C., Viozzi, G., 2014. Macroparasites of the invasive fish, *Cyprinus carpio*, in Patagonia, Argent. *Comparative Parasitology* 81 (2), 270–275.
- UnpublishedWitte, F., Kische-Machumu, M.A., Mkumbo, O.C., Wanink, J.H., Goudswaard, P.C., Van Rijssel, J.C., et al., 2013. *The Fish Fauna of Lake Victoria During a Century of Human Induced Perturbations*. <https://doi.org/10.13140/2.1.3731.8087>.
- Xiong, W., Sui, X., Liang, S.-H., Chen, Y., 2015. Alien freshwater fish species in China. *Rev. Fish Biol. Fish.* 25, 651–687.
- Yongo, E., Keizire, B.B., Mbilinyi, H.G., 2005. Socio-economic impacts of trade. the state of the fisheries resources of Lake Victoria and their management. *Proceedings of the Regional Stakeholders' Conference*. Lake Victoria Fisheries Organization Secretariat, pp. 124–131.
- Zhao, Y., Gozlan, R.E., Zhang, C., 2015. Current state of freshwater fisheries in China. In: Craig, J. (Ed.), *Freshwater Fisheries Ecology*. 920. Wiley-Blackwell Publisher. ISBN: 978-1-118-39442-7.
- Zieritz, A., Gallardo, B., Baker, S.J., Britton, J.R., van Valkenburg, J.L.C.H., Verreycken, H., et al., 2017. Changes in pathways and vectors of biological invasions in Northwest Europe. *Biol. Invasions* 19, 269–282.