



**HAL**  
open science

## Stereoselective Preparation of Homo- and Hetero-1,1-Dihalo-1-alkenes

Patrick Le Ménez, Jean-Daniel Brion, Jean-François Betzer, Ange Pancrazi,  
Janick Ardisson

► **To cite this version:**

Patrick Le Ménez, Jean-Daniel Brion, Jean-François Betzer, Ange Pancrazi, Janick Ardisson. Stereoselective Preparation of Homo- and Hetero-1,1-Dihalo-1-alkenes. *SYNLETT*, 2003, 7, pp.0955-0958. 10.1055/s-2003-39296 . hal-03333841

**HAL Id: hal-03333841**

**<https://hal.science/hal-03333841>**

Submitted on 3 Sep 2021

**HAL** is a multi-disciplinary open access archive for the deposit and dissemination of scientific research documents, whether they are published or not. The documents may come from teaching and research institutions in France or abroad, or from public or private research centers.

L'archive ouverte pluridisciplinaire **HAL**, est destinée au dépôt et à la diffusion de documents scientifiques de niveau recherche, publiés ou non, émanant des établissements d'enseignement et de recherche français ou étrangers, des laboratoires publics ou privés.

# Stereoselective Preparation of Homo- and Hetero-1,1-Dihalo-1-alkenes

Patrick Le Ménez,<sup>a</sup> Jean-Daniel Brion,<sup>a\*</sup> Jean-François Betzer,<sup>b</sup>  
Ange Pancrazi,<sup>b</sup> Janick Ardisson<sup>b\*</sup>

a) *CNRS-BIOCIS*, Université de Châtenay-Malabry, Faculté de Pharmacie, 92296 Châtenay-Malabry, France.

Tel (33) 1 46 83 55 90 -Fax (33) 1 46 83 53 98

b) "*Laboratoire de Synthèse Organique Sélective et Chimie Organométallique*" *CNRS-UCP-ESCOM*, UMR 8123

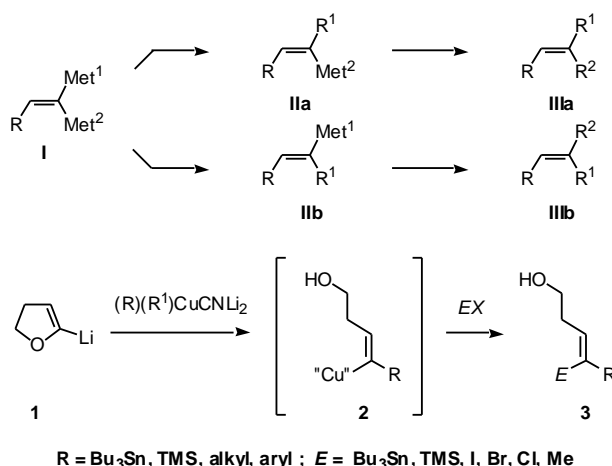
13 Bd de l'Hautil, 95092 Cergy-Pontoise Cedex, France.

Tel (33) 1 30 75 61 86 - Fax (33) 1 30 75 60 15

E-mail: janick.ardisson@chim.u-cergy.fr

**Abstract:** Metallate rearrangements performed on 5-lithio-2,3-dihydrofuran **1** gave access to several homo- and hetero-1,1-bimetalated (or pseudo) alkenes **3** upon exposure to a cyanocuprate and quench with an electrophilic reagent *EX*. After metal/halogen exchange, several homo- or hetero-1,1-dihalo-1-alkenes were prepared stereospecifically and in good yields.

Total synthesis in natural compounds involves the stereoselective construction of substituted double bonds.<sup>1</sup> Different methodologies can be applied for this, but stereochemical control remains difficult.



## Scheme 1

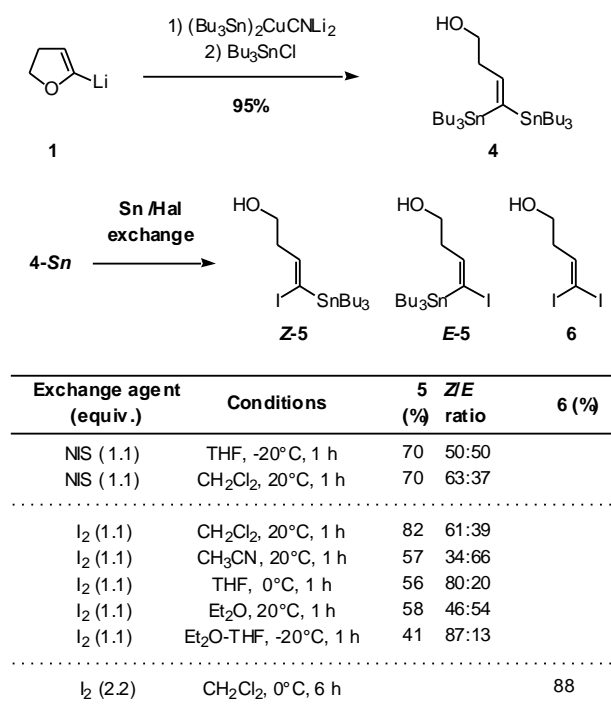
Considering the geminated bimetallic (or pseudobimetallic) olefin **I**,<sup>2</sup> an access to both unsaturated isomeric compound **IIIa** or **IIIb** (Scheme 1) is obtained *via* the monometallated intermediate **IIa** or **IIb** if the two

metallic or pseudometallic atoms Met<sup>1</sup> and Met<sup>2</sup> react selectively with two different electrophilic reagents.

Although 1,1-dibromo-1-alkenes were abundantly used to make substituted double bonds,<sup>3</sup> we wanted to develop a new synthesis of substituted alkenes based on the stereospecific production of hetero-1,1-dihalo-1-alkenes *via* metallate rearrangements. Thus, reaction between a cuprate and lithiodihydrofuran **1** resulted in a rearrangement <sup>4</sup> leading to the vinylcuprate intermediate **2** with complete stereoselectivity (Scheme 1). Subsequent quenching reaction of **2** with several electrophilic agents then delivered the substituted alkenes **3**.<sup>5,6</sup>

We want to present here an extension of our precedent studies <sup>5,6</sup> to the stereoselective preparation of hetero-1,1-dihalo-1-alkenes.

In our initial experiments we tried to functionalize the earlier synthesised **4** ditin compound,<sup>6</sup> using a selective Sn/I exchange (Scheme 2).<sup>7</sup>

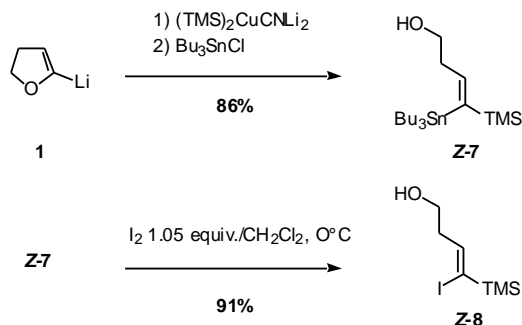


### Scheme 2

Unfortunately, and contrasting with results described by Quayle in another series,<sup>8</sup> no selectivity was obtained for the *Z* or *E* tin function exchange. Both **Z-5** and **E-5** are produced as a 34:66 to 87:13 mixture and in fair yields (41-82%). When 2.2 equivalents of iodine were used, the diiodo derivative **6** was obtained in 88% yield from ditin compound **4**.

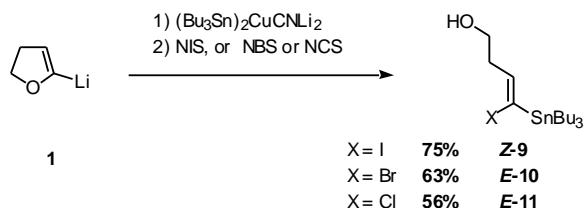
The lack of selectivity of the 1,1-ditin led us to prepare the hetero-1,1-dimetallo or 1,1-dihalo analogues in an indirect way. Starting from the

**Z-7** vinyltin, obtained in a pure form (86%) from the lithiodihydrofuran **1** via a cuprate rearrangement,<sup>9</sup> the Sn/I exchange reaction afforded the **Z-8** vinyliodide in 91% yield (Scheme 3).<sup>10</sup> This method could be considered as an alternative to the procedure described by Lautens *et al.*<sup>11</sup>



### Scheme 3

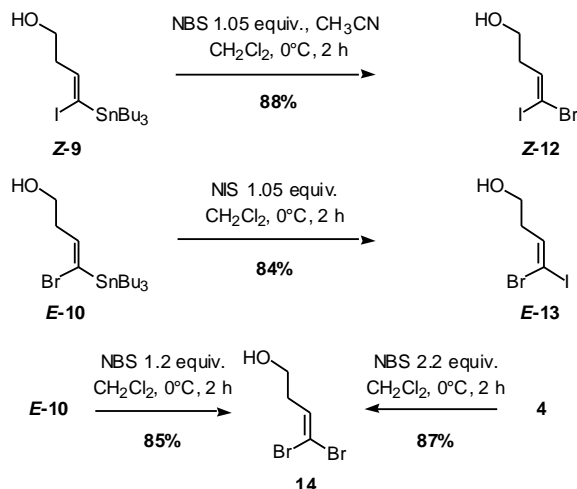
Interestingly, we prepared earlier<sup>12</sup> the halovinyltin derivatives **Z-9**, **E-10** and **E-11** in good yields (75%, 63% and 56%, respectively) via cuprate rearrangements effected on **1** (Scheme 4).



### Scheme 4

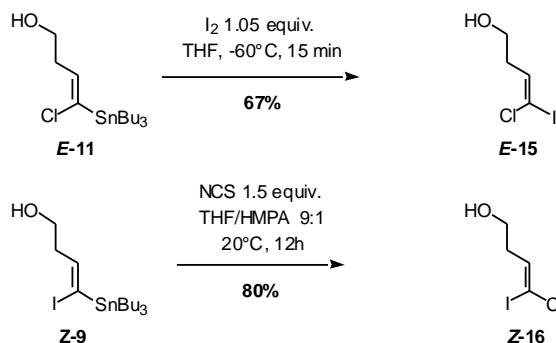
Vinyltin compounds **Z-9** and **E-10** underwent Sn/Br or Sn/I exchange reactions thereby providing the two stereomeric hetero-1,1-dihalo-1-alkene compounds **Z-12** and **E-13** in 88% and 84% yields, respectively, as pure isomers.<sup>13</sup>

A Sn/Br exchange could be also performed with the **E-10** or **4** compound to produce the dibromoalkene **14** in 85% or 87% yield, respectively (Scheme 5).<sup>13</sup>



### Scheme 5

The pure (*E*)-chloriodo **E-15** was smoothly delivered using a Sn-I exchange from the (*E*)-chlorotin **E-11** in 67% yield (Scheme 6). Initial attempts to generate the (*Z*)-chloriodo compound **Z-16** were performed on iodotin **Z-9** under NCS, CH<sub>3</sub>CN, Δ conditions; unfortunately, they afforded a 1:1 mixture of iodochloro **Z-15** and **E-15** isomers in low yield.



### Scheme 6

In contrast, exposure of the (*Z*)-iodotin olefin **Z-9** to 1.5 equivalents of NIS in THF/HMPA (9:1) at 20°C for 12 h resulted in its clean conversion to the (*Z*)-chloriodo derivative **Z-16** in 80% yield along with a minor amount (4%) of **E-15**.<sup>13</sup>

In this study it was shown that cuprate rearrangement is an efficient and stereoselective method to obtain hetero-1,1-dimetallo-1-alkenes and consequently to form hetero-1,1-dihalo-1-alkenes stereoselectively. Further studies, in connection with their abilities to undergo specific palladium-catalysed coupling reactions, are now under scrutiny.

## References and Notes

- 1) Rappoport, Z., Ed.; John Wiley & Sons; New York, 1997. *The Chemistry of Dienes and Polyenes*.
- 2) Mitchell, T. N.; Amamria, A. *J. Organomet. Chem.* **1983**, 253, 47. Mitchell, T. N.; Reimann, W. *J. Organomet. Chem.* **1985**, 281, 163. Mitchell, T. N.; Reimann, W. *Organometallics* **1986**, 5, 1991. Mitchell, T. N.; Reimann, W. *J. Organomet. Chem.* **1987**, 322, 141. Mitchell, T. N.; Schütze, M.; Giebelmann, F. *Synlett* **1997**, 183. Quayle, P.; Wang, J.; Xu, J.; Urch, C. J. *Tetrahedron Lett.* **1998**, 39, 479. Imanieh, H.; MacLeod, D.; Zao, Y.; Davies, G. M. *Tetrahedron Lett.* **1992**, 33, 405. Lautens, M.; Huboux, A. H. *Tetrahedron Lett.* **1990**, 31, 3105. Lautens, M.; Delanghe, P. H. M.; Goh, J. B.; Zhang, C. H. *J. Org. Chem.* **1992**, 57, 3270. Lautens, M.; Zhang, C. H.; Goh, J. B.; Crudden, C. M.;

Johnson, M. J. A. *J. Org. Chem.* **1994**, *59*, 6208. Lautens, M.; Delanghe, P. H. M.; Goh, J. B.; Zhang, C. H. *J. Org. Chem.* **1995**, *60*, 4213. Lautens, M.; Ben, R. N.; Delanghe, P. H. M. *Tetrahedron* **1996**, *52*, 7221. Rossi, R.; Carpita, A.; Messeri, T. *Synth. Commun.* **1992**, *22*, 603. Tweddell, J.; Hoic, D. A.; Fu, G. C. *J. Org. Chem.* **1997**, *62*, 8286.

For allylic and aliphatic 1,1-bimetalated species see also: Leusink, A. J.; Noltes, J. G. *J. Organomet. Chem.* **1969**, *16*, 91. Isono, N.; Mori, M. *Tetrahedron Lett.* **1997**, *36*, 9345. Isono, N.; Mori, M. *J. Org. Chem.* **1996**, *61*, 7867. Wahamatsu, H.; Isono, N.; Mori, M. *J. Org. Chem.* **1997**, *62*, 8917. Madec, D.; Férézou, J.-P. *Tetrahedron Lett.* **1997**, *38*, 6657. Grimaud, L.; Férézou, J.-P.; Prunet, J. Lallemand, J.-Y. *Tetrahedron* **1997**, *53*, 9253. Dabdoub, M. J.; Dabdoub, V. B.; Baroni, A. C. M. *J. Am. Chem. Soc.* **2001**, *123*, 9694. For a review see Marek, I.; Normant, J.-F. *Chem. Rev.* **1996**, *96*, 3241.

- 3) Corey, E. J.; Fuchs, P. L. *Tetrahedron Lett.* **1972**, 3769. Ramirez, F.; Desai, N. B.; McKelvie, N. *J. Am. Chem. Soc.* **1962**, *84*, 1745. Uenishi, J.; Kawahama, R.; Yonemitsu, O.; Tsuji, J. *J. Org. Chem.* **1996**, *61*, 5716. Uenishi, J.; Kawahama, R.; Yonemitsu, O.; Tsuji, J. *J. Org. Chem.* **1998**, *63*, 8965. Uenishi, J.; Kawahama, R.; Shiga, Y.; Yonemitsu, O.; Tsuji, J. *Tetrahedron Lett.* **1996**, *37*, 6759. Shen, W.; Wang, L. *J. Org. Chem.* **1999**, *64*, 8873. Grandjean, D.; Pale, P. *Tetrahedron Lett.* **1993**, *34*, 1155. Harada, T.; Katsuhira, T.; Oku, A. *J. Org. Chem.* **1992**, *57*, 5805. Braun, M.; Rahematpura, J.; Bühne, C.; Paulitz, T. C. *Synlett* **2000**, 1070. For  $\alpha$ -heteroatom-substituted 1-alkenyllithium reagents see Braun, M. *Angew. Chem., Int. Ed.* **1998**, *37*, 430.
- 4) Kocienski, P.; Barber, C. *Pure Appl. Chem.* **1990**, *62*, 1933. Takle, A.; Kocienski, P. *Tetrahedron* **1990**, *46*, 4503. Kocienski, P.; Dixon, N. J. *Synlett* **1989**, 52. Pimm, A.; Kocienski, P.; Street, S. D. A. *Synlett* **1992**, 886. For a recent review see Boche, G.; Lohrenz, J. C. W. *Chem. Rev.* **2001**, *101*, 697.
- 5) Fargeas, V.; Le Ménez, P.; Berque, I.; Ardisson, J.; Pancrazi, A. *Tetrahedron* **1996**, *52*, 6613. Le Ménez, P.; Fargeas, V.; Poisson, J.; Ardisson, J.; Lallemand, J.-Y.; Pancrazi, A. *Tetrahedron Lett.* **1994**, *35*, 7767. Le Ménez, P.; Firmo, N.; Fargeas, V.; Ardisson, J.; Pancrazi, A. *Synlett* **1994**, 995. Le Ménez, P.; Berque, I.; Fargeas, V.; Ardisson, J.; Pancrazi, A. *Synlett* **1994**, 998. Le

Ménez, P.; Berque, I.; Fargeas, V.; Ardisson, J.; Lallemand, J.-Y.; Pancrazi, A. *J. Org. Chem.* **1995**, *60*, 3592.

- 6) Le Ménez, P.; Brion, J.-D.; Lensen, N.; Chelain, E.; Pancrazi, A.; Ardisson, J. *results to be published*.
- 7) Chen, S.-M. L.; Schaub, R. E.; Grudzinskas, C. V. *J. Org. Chem.* **1978**, *43*, 3450.
- 8) Quayle, P.; Wang, J.; Xu, J.; Urch, C. J. *Tetrahedron Lett.* **1998**, *39*, 481.
- 9) Preparation of **Z-7**: A solution of the 5-lithio-2,3-dihydrofuran derivative **1** (2.5 mmol) <sup>9</sup> in THF (4 mL) was added, *via* cannula, to the solution of the *bis*-(trimethylsilyl) dilithiocyanocuprate <sup>14</sup> at -30 °C (2.75 mmol, 1.1 equiv.) in THF-Et<sub>2</sub>O (6 mL/12 mL). The mixture was stirred at -5°- 0 °C for 1 h 30 min. The mixture was then cooled at -40 °C and Bu<sub>3</sub>SnCl (4 equiv.) was added. The temperature was allowed to rise to 0 °C for 1 h, stirring was maintained for 4 h, temperature going up to 20 °C. The reaction mixture was poured into a solution of saturated aqueous NH<sub>4</sub>Cl/concentrated ammonia (4:1) at 0 °C and stirred for 30 min before extraction with diethyl ether. After purification by chromatography on silicagel compound **Z-7** was obtained in 86% yield. IR (Neat)  $\nu_{\text{cm}^{-1}}$ : 3298, 2954, 2923, 2871, 1571, 1463, 1244, 1180, 1046, 960, 871, 830, 743, 685, 620, 591. <sup>1</sup>H NMR (200 MHz, CDCl<sub>3</sub>)  $\delta$  0.0 (s, 9 H), 0.88 (m, 15 H), 1.32 (m, 6 H + OH), 1.45 (m, 6 H), 2.45 (q,  $J = 6.5$  Hz, 2 H), 3.69 (t,  $J = 6.5$  Hz, 2 H), 6.72 (t,  $J = 6.5$  Hz, 1 H,  $J_{\text{H}-^{119}\text{Sn}} = J_{\text{H}-^{117}\text{Sn}} = 170.0$  Hz). <sup>13</sup>C NMR (50 MHz, CDCl<sub>3</sub>)  $\delta$  - 0.3 (3 CH<sub>3</sub>), 11.3 (3 CH<sub>2</sub>,  $J_{\text{C}-^{119}\text{Sn}} = 318.0$  Hz,  $J_{\text{C}-^{117}\text{Sn}} = 304.0$  Hz), 13.6 (3 CH<sub>3</sub>), 27.4 (3 CH<sub>2</sub>,  $J_{\text{C}-^{119}\text{Sn}} = J_{\text{C}-^{117}\text{Sn}} = 58.0$  Hz), 29.2 (3 CH<sub>2</sub>,  $J_{\text{C}-^{119}\text{Sn}} = J_{\text{C}-^{117}\text{Sn}} = 19.0$  Hz), 42.4 (CH<sub>2</sub>,  $J_{\text{C}-^{119}\text{Sn}} = J_{\text{C}-^{117}\text{Sn}} = 57.5$  Hz), 62.1 (CH<sub>2</sub>), 147.6 (C), 150.7 (CH,  $J_{\text{C}-^{119}\text{Sn}} = J_{\text{C}-^{117}\text{Sn}} = 20.0$  Hz). MS (CI, CH<sub>4</sub>): for major <sup>120</sup>Sn isotope,  $m/z$  377, 311, 308, 306, 304, 252, 250, 248, 102.
- 10) To a solution of the vinyltin derivative **Z-7** in CH<sub>2</sub>Cl<sub>2</sub> (or CH<sub>3</sub>CN) at 0°C (or below) was slowly added a CH<sub>2</sub>Cl<sub>2</sub> solution of iodine (1.05 equiv.) until persistence of an orange-red colour (1 h at 0°C). The solution was then washed with an aqueous KF and a saturated aqueous Na<sub>2</sub>SO<sub>3</sub> solution before evaporation of the solvent and chromatography on silica gel. Compound **Z-8** was obtained in 91% yield. <sup>1</sup>H NMR (200 MHz, CDCl<sub>3</sub>)  $\delta$  0.18 (s, 9H), 2.45 (q,  $J = 6.5$  Hz, 2H), 2.5 (s, 1H), 3.72 (t,  $J = 6.5$  Hz, 2H),

6.57 (t,  $J = 6.5$  Hz, 1H).  $^{13}\text{C}$  NMR (50 MHz,  $\text{CDCl}_3$ )  $\delta$  1.5 ( $3\text{CH}_3$ ), 42.1 ( $\text{CH}_2$ ), 60.6 ( $\text{CH}_2$ ), 116.0 (C), 143.5 (CH). MS (CI,  $\text{CH}_4$ ):  $m/z$  181, 143, 103, 91, 73. Anal. calcd for  $\text{C}_7\text{H}_{15}\text{IOSi}$ : C, 31.12; H, 5.60; I, 46.97; O, 5.92; Si, 10.40; Found: C, 31.32; H, 5.48.

11) Lautens, M.; Huboux, A. H. *Tetrahedron Lett.* **1990**, *31*, 3105.

12) Preparation of **Z-9**, **E-10** and **E-11** derivatives:

A solution of the 5-lithio-2,3-dihydrofuran derivative **1** (2.5 mmol) in THF (4 mL) was added, *via* cannula, to the solution of the *bis*-[(tributyl)stannyl] dilithiocyanocuprate **9** at  $-30$  °C (2.75 mmol, 1.1 equiv.) in THF-Et<sub>2</sub>O (6 mL/12 mL). The mixture was stirred at  $-5$ °-  $0$  °C for 1 h 30 min. The mixture was then cooled at  $-40$  °C and a THF solution (1-2 mL) of the quenching agent, NIS, NBS or NCS (4.0 equiv.), was added. The temperature was allowed to rise to  $0$  °C for 1 h, stirring was maintained for 4 h, temperature going up to  $20$  °C. The reaction mixture was poured into a solution of saturated aqueous  $\text{NH}_4\text{Cl}$ /concentrated ammonia (4:1) at  $0$  °C and stirred for 30 min before extraction with diethyl ether. The **Z-9** compound was obtained in 75% yield. IR (Neat)  $\nu_{\text{cm}^{-1}}$ : 3324, 2950, 2920, 2870, 2850, 1594, 1461, 1376, 1180, 1044, 907, 733, 690, 664, 597.  $^1\text{H}$  NMR (200 MHz,  $\text{CDCl}_3$ )  $\delta$  0.85 (t,  $J = 8.0$  Hz, 6 H), 0.96 (t,  $J = 8.0$  Hz, 9 H), 1.30 (m, 6 H), 1.48 (m, 1 H, OH), 2.45 (q,  $J = 6.5$  Hz, 2 H), 3.69 (t,  $J = 6.5$  Hz, 2 H), 6.14 (t,  $J = 6.5$  Hz, 1 H,  $J_{\text{H}-^{119}\text{Sn}} = J_{\text{H}-^{117}\text{Sn}} = 42.0$  Hz).  $^{13}\text{C}$  NMR (50 MHz,  $\text{CDCl}_3$ )  $\delta$  11.1 ( $3\text{CH}_2$ ,  $J_{\text{C}-^{119}\text{Sn}} = 348.0$  Hz,  $J_{\text{C}-^{117}\text{Sn}} = 332.0$  Hz), 13.6 ( $3\text{CH}_3$ ), 27.2 ( $3\text{CH}_2$ ,  $J_{\text{C}-^{119}\text{Sn}} = J_{\text{C}-^{117}\text{Sn}} = 60.0$  Hz), 28.6 ( $3\text{CH}_2$ ,  $J_{\text{C}-^{119}\text{Sn}} = J_{\text{C}-^{117}\text{Sn}} = 20.0$  Hz), 42.6 ( $\text{CH}_2$ ,  $J_{\text{C}-^{119}\text{Sn}} = J_{\text{C}-^{117}\text{Sn}} = 32.0$  Hz), 60.9 ( $\text{CH}_2$ ), 110.0 (C), 145.2 (CH,  $J_{\text{C}-^{119}\text{Sn}} = J_{\text{C}-^{117}\text{Sn}} = 20.0$  Hz). MS (CI,  $\text{CH}_4$ ): for major  $^{120}\text{Sn}$  isotope,  $m/z$  377, 322, 307, 252. Anal. calcd for  $\text{C}_{16}\text{H}_{33}\text{IOSn}$ : C, 39.46; H, 6.83; I, 26.06; O, 3.29; Sn 24.37; Found: C, 39.88; H, 7.09.

13) Selected NMR spectroscopic data

**Z-12**:  $^1\text{H}$  NMR (200 MHz,  $\text{CDCl}_3$ )  $\delta$  2.22 (q,  $J = 6.5$  Hz, 2H), 3.63 (t,  $J = 6.5$  Hz, 2H), 6.51 (t,  $J = 6.5$  Hz, 1H).  $^{13}\text{C}$  NMR (50 MHz,  $\text{CDCl}_3$ )  $\delta$  40.4 ( $\text{CH}_2$ ), 55.5 (C), 59.9 ( $\text{CH}_2$ ), 143.5 (CH).

**E-13**:  $^1\text{H}$  NMR (200 MHz,  $\text{CDCl}_3$ )  $\delta$  2.37 (q,  $J = 7.0$  Hz, 2H), 3.72 (t,  $J = 7.0$  Hz, 2H), 6.90 (t,  $J = 7.0$  Hz, 1H).  $^{13}\text{C}$  NMR (50 MHz,  $\text{CDCl}_3$ )  $\delta$  37.8 ( $\text{CH}_2$ ), 51.0 (C), 60.3 ( $\text{CH}_2$ ), 143.7 (CH).



**14:**  $^1\text{H}$  NMR (200 MHz,  $\text{CDCl}_3$ )  $\delta$  1.8 (s, 1H), 2.44 (q,  $J = 6.5$  Hz, 2H), 3.76 (t,  $J = 6.5$  Hz, 2H), 6.48 (t,  $J = 6.5$  Hz, 1H).  $^{13}\text{C}$  NMR (50 MHz,  $\text{CDCl}_3$ )  $\delta$  36.2 ( $\text{CH}_2$ ), 60.3 ( $\text{CH}_2$ ), 90.5 (C), 135.1 (CH).

**E-15:**  $^1\text{H}$  NMR (200 MHz,  $\text{CDCl}_3$ )  $\delta$  2.43 (q,  $J = 7.0$  Hz, 2H), 3.69 (t,  $J = 7.0$  Hz, 2H), 6.51 (t,  $J = 7.0$  Hz, 1H).  $^{13}\text{C}$  NMR (50 MHz,  $\text{CDCl}_3$ )  $\delta$  34.9 ( $\text{CH}_2$ ), 60.5 ( $\text{CH}_2$ ), 68.5 (C), 140.3 (CH).

**Z-16:**  $^1\text{H}$  NMR (200 MHz,  $\text{CDCl}_3$ )  $\delta$  2.34 (q,  $J = 7.0$  Hz, 2H), 3.73 (t,  $J = 7.0$  Hz, 2H), 6.18 (t,  $J = 7.0$  Hz, 1H).  $^{13}\text{C}$  NMR (50 MHz,  $\text{CDCl}_3$ )  $\delta$  39.2 ( $\text{CH}_2$ ), 60.4 ( $\text{CH}_2$ ), 75.7 (C), 137.3 (CH).

- 14)  $(\text{Me}_3\text{Si})_2\text{CuCNLi}_2$  was prepared by reaction of 2 equivalents of MeLi with 2.2 equivalents of  $(\text{Me}_3\text{Si})_2$  in THF/HMPA (5 mL:1 mL), and 1 equivalent of CuCN at  $-0^\circ\text{C}$ . For preparation of  $\text{Me}_3\text{SiLi}$  see Lipshutz, B. H.; Sharma, S.; Reuter, D. C. *Tetrahedron Lett.* **1990**, *31*, 7253. Still, W. C. *J. Org. Chem.* **1976**, *41*, 3063.