



**HAL**  
open science

## Kinetic studies on low-temperature solid-state reactions in interstellar ices

P. Theulé, F. Duvernay, F. Mispelaer, J.B. Bossa, F. Borget, Grégoire Danger,  
T. Chiavassa

► **To cite this version:**

P. Theulé, F. Duvernay, F. Mispelaer, J.B. Bossa, F. Borget, et al.. Kinetic studies on low-temperature solid-state reactions in interstellar ices. EAS Publications Series, 2012, 58, pp.363-367. 10.1051/eas/1258061 . hal-03332565

**HAL Id: hal-03332565**

**<https://hal.science/hal-03332565>**

Submitted on 22 Sep 2021

**HAL** is a multi-disciplinary open access archive for the deposit and dissemination of scientific research documents, whether they are published or not. The documents may come from teaching and research institutions in France or abroad, or from public or private research centers.

L'archive ouverte pluridisciplinaire **HAL**, est destinée au dépôt et à la diffusion de documents scientifiques de niveau recherche, publiés ou non, émanant des établissements d'enseignement et de recherche français ou étrangers, des laboratoires publics ou privés.

## KINETIC STUDIES ON LOW-TEMPERATURE SOLID-STATE REACTIONS IN INTERSTELLAR ICES

P. Theulé<sup>1</sup>, F. Duvernay<sup>1</sup>, F. Mispelaer<sup>1</sup>, J.B. Bossa<sup>1</sup>, F. Borget<sup>1</sup>,  
G. Danger<sup>1</sup> and T. Chiavassa<sup>1</sup>

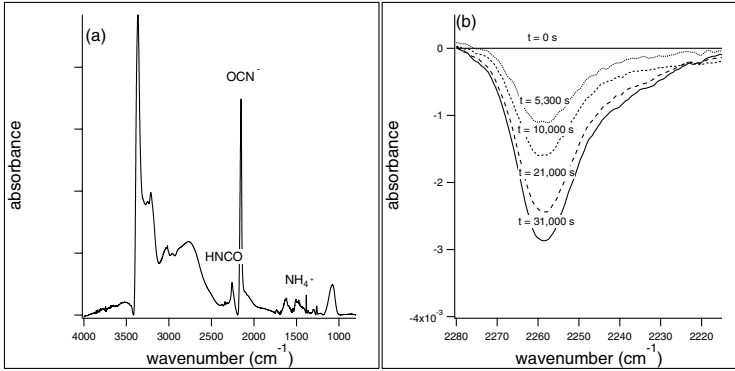
**Abstract.** Understanding the chemistry of the interstellar medium necessitates the use of gas-grain chemistry codes along with extensive databases of gas-phase and solid-phase reactions. If reaction rates have been measured for various types of gas phase reactions, no experimental kinetic studies are available for determining solid-state thermal reaction rates. We present here an experimental kinetic study of few purely thermal low-temperature solid-state reactions relevant to interstellar ice chemistry.

### 1 Introduction

Many chemical reactions are taking place on and in the interstellar ice mantle. Among them, many reactions are purely thermal, such as reactions involving small molecules: H<sub>2</sub>CO, NH<sub>3</sub>, CO<sub>2</sub>, HNCO, or HCN. We will show how it is possible to measure the kinetics of these reactions and to derive kinetic parameters, which are extremely useful to gas-grain models. Kinetic experiments were performed on the RING experimental set-up (Bossa *et al.* 2009). We will take the formation of the OCN<sup>-</sup> anion from the acid base reactions NH<sub>3</sub>+HNCO and H<sub>2</sub>O+HNCO as examples and we will show how it is possible to extend such kinetic studies to other reactions. The strong absorption feature at 4.62 μm (2165 cm<sup>-1</sup>) is commonly attributed to the solid-phase cyanate ion OCN<sup>-</sup> (Grim & Greenberg 1987; Lowenthal *et al.* 2000; Novozamsky *et al.* 2001; Soifer *et al.* 1979). Although absent in starless dark molecular clouds (Knez *et al.* 2005), this feature appears in the spectra of several protostellar objects with large source-to-source abundance variations (van Broekhuizen *et al.* 2005). The kinetic of the formation of solid-state OCN<sup>-</sup> can allow us to correlate the OCN<sup>-</sup> band intensity to the time evolution

---

<sup>1</sup> Aix-Marseille Université, Laboratoire de Physique des Interactions Ioniques et Moléculaires UMR 7345, Centre de St-Jérôme, Avenue Escadrille Normandie-Niemen, 13397 Marseille, France



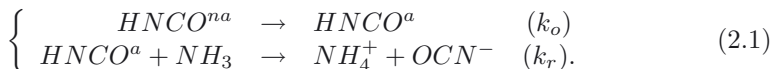
**Fig. 1.** (a) Infrared spectrum of an HNC0:NH<sub>3</sub> ice mixture in a 1:20 ratio. OCN<sup>-</sup> has a band at 2151 cm<sup>-1</sup>. HNC0 has a band at 2259 cm<sup>-1</sup> corresponding to HNC0 in a NH<sub>3</sub> environment. (b) Difference spectrum with respect to t = 0 s of the HNC0 2259 cm<sup>-1</sup> band at T = 15 K at t = 5 300 s, 10 000 s, 21 000 s, and 31 000 s.

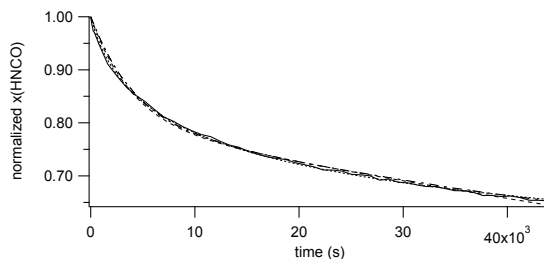
of protostellar objects. The kinetic formalism usually used for reactions in the liquid-phase seems to be directly transposable to reactions occurring in the solid phase such as NH<sub>3</sub>+H<sub>2</sub>CO (Bossa *et al.* 2009) or NH<sub>3</sub>+CO<sub>2</sub>.

## 2 Kinetics of the HNC0 + NH<sub>3</sub> reaction

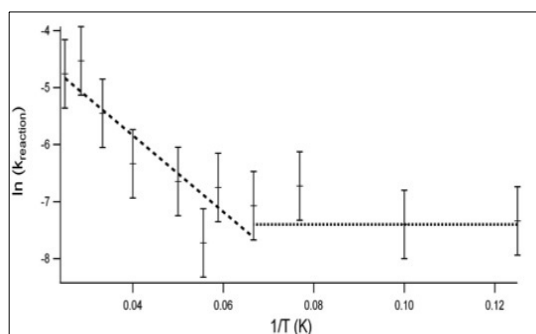
The more straightforward way to obtain OCN<sup>-</sup> is from the HNC0 + NH<sub>3</sub> → NH<sub>4</sub><sup>+</sup> + OCN<sup>-</sup> acid-base reaction (Raunier *et al.* 2003). After deposition the HNC0:NH<sub>3</sub> ice mixture is warmed to a fixed temperature. This defines the initial time (t = 0 s) of the kinetic experiment. When the temperature is kept to this fixed value, the OCN<sup>-</sup> band at 2151 cm<sup>-1</sup> and the NH<sub>4</sub><sup>+</sup> band at 1495 cm<sup>-1</sup> are progressively growing, while the bands corresponding to HNC0 and NH<sub>3</sub> are decreasing along with time. Figure 1 shows the time evolution of the IR spectrum of a HNC0:NH<sub>3</sub> ice mixture in a 1:20 ratio at a fixed 15 K temperature. Figure 2 shows the decrease of the HNC0 normalized column density along with time, as derived from its integrated band at 2259 cm<sup>-1</sup>, at a fixed T = 20 K temperature.

To explain the biexponential decay curve shape and that the reaction yield is not 100%, we break down the HNC0 decay into two processes: a fast process and a slow process. The fast process corresponds to a low activation barrier chemical reaction and has a rate constant  $k_r$ . The slow process, rate constant  $k_o$ , consists of HNC0 rotating around its center of mass within its NH<sub>3</sub> environment, to achieve a configuration state, noted HNC0<sup>a</sup>, which corresponds to the configuration enabling the chemical reaction. This two-consecutive-step model is expressed in Equation (2.1):





**Fig. 2.** Time evolution of the normalized HNC O molar fraction recorded by FTIR spectroscopy (full line) at  $T = 20$  K for a HNC O: $\text{NH}_3$  mixture where  $\text{NH}_3$  is largely in excess (1:20 concentration ratio). Fitting the experimental data against the analytical expressions for the HNC O time evolution using a rate equation approach (dashed line), gives the value for the reaction rate at a fixed temperature.



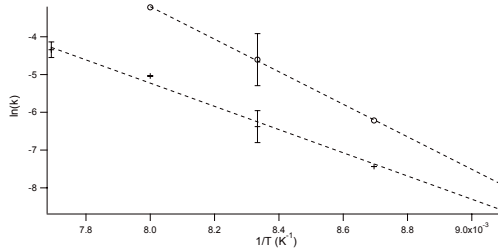
**Fig. 3.**  $\ln(k_r)$  as a function of the inverse of the temperature.  $k_r$  is the rate for the HNC O +  $\text{NH}_3 \rightarrow \text{NH}_4^+ + \text{OCN}^-$  reaction using a rate equation approach. The uncertainty on a point is given by the dispersion of the measurements at 20 K. The dashed lines represent the fit of the experimental points against an Arrhenius law for each approach.

We then can write the kinetic equations for the two consecutive phenomena as two consecutive first-order reactions:

$$\begin{cases} \frac{dx(\text{HNC O}^{na})}{dt} &= -k_o(T) \times x(\text{HNC O}^{na}) \\ \frac{dx(\text{HNC O}^a)}{dt} &= k_o(T) \times x(\text{HNC O}^{na}) - k_r(T) \times x(\text{HNC O}^a). \end{cases} \quad (2.2)$$

Fitting the experimental data to this set of equations provides us values of  $k_o$  and  $k_r$  for different fixed temperatures. We carried out such isothermal experiments at different fixed temperatures to measure formation rates of  $\text{NH}_4^+ \text{OCN}^-$  from the HNC O +  $\text{NH}_3$  reaction. The temperature dependency of  $k_r$  is reported in Figure 3.

Figure 3 shows that  $k_r(T)$  has two temperature domains. In the first domain, between 60 K and 15 K, the reaction rate can be fitted against an Arrhenius law  $k(T) = \nu_r \times \exp \frac{E_r}{RT}$ . We found an activation energy  $E_r = 0.4 \pm 0.1$  kJ mol $^{-1}$



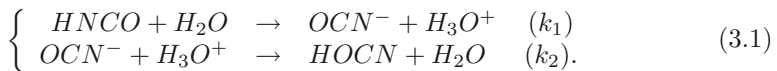
**Fig. 4.**  $\ln(k_1)$  (crosses) and  $\ln(k_2)$  (circles) as a function of the inverse of the temperature,  $k_1$  and  $k_2$  being the rates for the  $\text{HNCO} + \text{H}_2\text{O} \rightarrow \text{OCN}^- + \text{H}_3\text{O}^+$  and the  $\text{OCN}^- + \text{H}_3\text{O}^+ \rightarrow \text{HO CN} + \text{H}_2\text{O}$  reactions respectively. The uncertainty on a point is given by the dispersion of the measurements for the same temperature around the averaged value. The dashed lines represent the fit of the experimental points against an Arrhenius law.

( $48 \pm 12$  K) and a pre-exponential factor  $\nu_r = 0.0035 \pm 0.0015 \text{ s}^{-1}$  for the reaction between 60 K and 15 K. In the second domain between 15 K and 8 K, the reaction rate levels off, and the temperature dependence shows a plateau. The plateau can be interpreted as caused by a quantum tunneling reaction. This quantum tunneling regime coexists with the thermal regime, but becomes predominant at low-temperature when the thermally induced reaction becomes minor.

A fit with an Arrhenius law ( $k(T) = \nu \times \exp \frac{-E}{RT}$ ), of the experimental rate constants gives a small activation barrier,  $E_r = 0.4 \pm 0.1 \text{ kJ mol}^{-1}$  ( $48 \pm 12$  K) (Theule *et al.* 2011b) as seen in Figure 3.

### 3 Kinetics of the $\text{HNCO} + \text{H}_2\text{O}$ reaction

The same formalism can be applied to the  $\text{HNCO} + \text{H}_2\text{O}$  system:



This set of two reactions allows the isomerization of  $\text{HNCO}$  into  $\text{HO CN}$  on a water ice surface. Following the same experimental protocol and the same kinetic equations formalism we can derive the temperature dependence of the two corresponding rate constants as seen in Figure 4.

Fitting the experimental rates with an Arrhenius equation gives the activation energies for both reactions. As for the  $\text{OCN}^- + \text{H}_3\text{O}^+ \rightarrow \text{HO CN} + \text{H}_2\text{O}$  reaction, we find an activation energy  $E_2 = 36 \pm 1 \text{ kJ mol}^{-1}$ , and a pre-exponential factor of  $\nu_2 = 4_{-2}^{+4} 10^{13} \text{ s}^{-1}$ . Accordingly we can write the reaction rate for the  $\text{OCN}^- + \text{H}_3\text{O}^+ \rightarrow \text{HO CN} + \text{H}_2\text{O}$  reaction as  $k_2(T) = 4 \cdot 10^{13} \exp \frac{-36 \pm 1 \text{ kJ mol}^{-1}}{RT} \text{ s}^{-1}$ .

## 4 Conclusion

We have shown that it is possible to measure experimentally solid-state reaction rates on interstellar ice analogs. These measured reaction rates are extremely useful to gas-grain chemistry codes as they provide the dynamics of bulk reactions within interstellar ice mantle. The technique is simple to apply and should be used to measure. For example we have shown that it was possible to use this kinetic approach to the  $\text{NH}_3 + \text{H}_2\text{CO} \rightarrow \text{NH}_2\text{CH}_2\text{OH}$  reactions (Bossa *et al.* 2009). This work should be pursued and extended to other reactions in order to build a comprehensive astrophysically relevant solid-state reactions network.

## References

- Bossa, J.B., Theule, P., Duvernay, F., & Chiavassa, T., 2009, *ApJ*, 707, 1524  
Grim, R.J.A., & Greenberg, J.M., 1987, *ApJ*, 321, L91  
Knez, C., *et al.*, 2005, *ApJ*, 635, L145  
Lowenthal, M.S., Khanna, R.K., & Moore, M.H., 2000, *BAAS*, 32, 1108  
Novozamsky, J.H., Schutte, W.A., & Keane, J.V., 2001, *A&A*, 379, 588  
Raunier, S., Chiavassa, T., Marinelli, F., Allouche, A., & Aycard, J.-P., 2003, *Chem. Phys. Lett.*, 368, 594  
Soifer, B.T., Puetter, R.C., Russell, R.W., *et al.*, 1979, *ApJ*, 232, L53  
Theule, P., Duvernay, F., Ilmane, *et al.*, 2011, *A&A*, 530, A96  
Theule, P., Borget, F., Mispelaer, F., *et al.*, *Astron. Astrophys.*, 2011, 535, A64  
van Broekhuizen, F.A., Pontoppidan, K.M., Fraser, H.J., & van Dishoeck, E.F., 2005, *A&A*, 441, 249