



**HAL**  
open science

## **Gender inequality among medical, pharmaceutical and dental practitioners in French hospitals: Where have we been and where are we now?**

Antoine Le Boedec, Norah Anthony, Cécile Vigneau, Benoit Hue, Fabrice Laine, Bruno Laviolle, Martine Bonnaure-Mallet, Astrid Bacle, Jean-Sebastien Allain

### **► To cite this version:**

Antoine Le Boedec, Norah Anthony, Cécile Vigneau, Benoit Hue, Fabrice Laine, et al.. Gender inequality among medical, pharmaceutical and dental practitioners in French hospitals: Where have we been and where are we now?. PLoS ONE, 2021, 16 (7), pp.e0254311. <10.1371/journal.pone.0254311>. <hal-03331713>

**HAL Id: hal-03331713**

**<https://hal.science/hal-03331713v1>**

Submitted on 2 Sep 2021

**HAL** is a multi-disciplinary open access archive for the deposit and dissemination of scientific research documents, whether they are published or not. The documents may come from teaching and research institutions in France or abroad, or from public or private research centers.

L'archive ouverte pluridisciplinaire **HAL**, est destinée au dépôt et à la diffusion de documents scientifiques de niveau recherche, publiés ou non, émanant des établissements d'enseignement et de recherche français ou étrangers, des laboratoires publics ou privés.



Distributed under a Creative Commons CC BY 4.0 - Attribution - International License


## RESEARCH ARTICLE

# Gender inequality among medical, pharmaceutical and dental practitioners in French hospitals: Where have we been and where are we now?

Antoine Le Boedec<sup>1,2</sup>, Norah Anthony<sup>3,4</sup>, Cécile Vigneau<sup>2,5,6</sup>, Benoit Hue<sup>7</sup>, Fabrice Laine<sup>8,9,10</sup>, Bruno Laviolle<sup>2,8,10</sup>, Martine Bonnaure-Mallet<sup>2,11,12</sup>, Astrid Bacle<sup>2,6,7</sup>, Jean-Sébastien Allain<sup>8,10,13\*</sup>

**1** Department of Ophthalmology, Rennes University Hospital, Rennes, France, **2** Rennes 1 University, France, **3** Methodological Support and Biostatistics Unit, University Hospital, Saint Denis, Reunion Island, France, **4** National Institute of Health and Medical Research (INSERM), Clinical Investigation Center 1410 Saint Pierre, Reunion Island, France, **5** Department of Nephrology, Rennes University Hospital, Rennes, France, **6** National Institute of Health and Medical Research (INSERM), IRSET-UMR\_S 1085, France, **7** Department of Pharmacy, Rennes University Hospital, Rennes, France, **8** Clinical Investigation Unit, Rennes University Hospital, Rennes, France, **9** Department of Hepatology, Rennes University Hospital, Rennes, France, **10** National Institute of Health and Medical Research (INSERM), Clinical Investigation Center 1414, France, **11** Department of Dental Surgery, Rennes University Hospital, Rennes, France, **12** National Institute of Health and Medical Research (INSERM), U1241 NuMeCAn, France, **13** Internal Medicine, Cardiovascular and Metabolism Division, Saint Malo Hospital, Saint Malo, France

\* [jeansebastien.allain@chu-rennes.fr](mailto:jeansebastien.allain@chu-rennes.fr)



## OPEN ACCESS

**Citation:** Le Boedec A, Anthony N, Vigneau C, Hue B, Laine F, Laviolle B, et al. (2021) Gender inequality among medical, pharmaceutical and dental practitioners in French hospitals: Where have we been and where are we now? PLoS ONE 16(7): e0254311. <https://doi.org/10.1371/journal.pone.0254311>

**Editor:** Sergio A. Useche, Universitat de Valencia, SPAIN

**Received:** January 14, 2021

**Accepted:** June 23, 2021

**Published:** July 9, 2021

**Copyright:** © 2021 Le Boedec et al. This is an open access article distributed under the terms of the [Creative Commons Attribution License](https://creativecommons.org/licenses/by/4.0/), which permits unrestricted use, distribution, and reproduction in any medium, provided the original author and source are credited.

**Data Availability Statement:** Health practitioners' personal data sharing is not authorised by French legislation. There are legal restrictions on sharing data publicly. However, data from this study are available upon request addressed to the CNG (Centre National de Gestion): <https://www.cng.sante.fr/praticiens-hospitaliers>. CNG is a French public institution depending on the French Ministry of Health.

## Abstract

### Introduction

Women are under-represented in senior academic and hospital positions in many countries. The authors aim to assess the place and the evolution of all appointed female and male health practitioners' working in French public Hospitals.

### Materials and methods

Data of this observational study were collected from the National Management Centre (Centre National de Gestion) from 2015 up to January 1, 2020. First, the authors described demographic characteristics and specialties of all appointed medicine, pharmacy, and dentistry doctors' working as Hospital Practitioners, Associate Professors, and Full Professors in French General and University-affiliated Hospitals in 2020. Then, they retrospectively reported the annual incidence of new entrance according to gender and professional status from 1999 to 2019 thanks to the appointment date of all practitioners in activity between 2015 and 2020.

### Results

In 2020, 51 401 appointed practitioners (49.7% of female) were in activity in French public hospitals with a large majority being medical doctors (92.4%) compared to pharmacists (6%) and dentists (1.6%). Women represented 52.5% of the Hospital Practitioners, 48.6%

**Funding:** Authors received no specific funding for this work.

**Competing interests:** The authors have declared that no competing interests exist.

of the Associate Professors, and 22.0% of the Full Professors ( $p < 0.001$ ). There were disparities between the rates of female Full Professors in medicine (20.6%), pharmacy (36.1%), and dentistry (44.3%,  $p < 0.001$ ). Women were appointed Hospital Practitioners and Associate Professors earlier than men (respectively 37.1 versus 38.8 years,  $p < 0.001$  and 36.1 versus 36.5 years,  $p = 0.04$ ), and at a later age among Full Professors (43.7 versus 41.9 years,  $p < 0.001$ ). Compared to men, the annual proportion of appointed women varied significantly between 1999 and 2019 from 47.6% to 60.4% for Hospital Practitioners, from 50.0% to 44.6% for Associate Professors, and from 11.2% to 33.3% for Full Professors ( $p < 0.001$  for trend).

## Conclusions

Although more and more women occupy positions in French hospitals, there is still a gender gap regarding access to Full Professor status in medicine and pharmacy, but not in dentistry. The disparity in numbers makes comparison difficult. Despite a trend towards gender equality during the last twenty years, it has not yet been achieved regarding access to the highest positions.

## Introduction

Gender inequality is a universal issue that has recently and increasingly been addressed in public debate. These inequalities affect the functioning of society and may concern various societal areas such as fundamental rights, access to education, wage differences, and access to high professional positions [1–4]. In this context of increased awareness of gender inequalities, the under-representation of women in senior academic positions has been pointed out in the literature [5–10]. In the medical field, which is perceived as an elitist professional sector, a demographic transition "in favour" of women is globally happening [11]. However, these worldwide progressist trends should not mask the fact that male doctors still massively dominate leadership roles [12–14]. Despite more women working in the health system, female health practitioners still hit the glass ceiling regarding access to upper-level management positions. Similar findings are observed in pharmacy and dentistry [15,16].

In France, qualification as a medical doctor, pharmacist and dentist requires a specific doctorate. Apart from the first common year, training is separate for each discipline. The growing proportion of women in medical practice began in the seventies thanks to the increasing rate of women attending university [17]. In 2019, 64% of medical, pharmaceutical, and dental students were women [18]. French medical practitioners, pharmacists, and dentists can work in the private or in the public sector. The French public healthcare system includes General Hospitals and University-affiliated Hospitals. Doctors of medicine, pharmacy, and dental surgery working in public hospitals have the "Hospital Practitioner" status. This status is obtained after completion of the National public health practitioner competition. Hospital Practitioners can both work in General and University-affiliated Hospitals. They are only employed by the Hospital. For those who additionally want to pursue a university career, University-affiliated Hospitals, created in 1958, gave them access to two tenured academic positions: "Associate Professor–Hospital Practitioner" and "Full Professor–Hospital Practitioner" respectively referred to as Associate Professors and Full Professors for the rest of the article [19]. Associate and Full Professors have a triple mission of teaching, care, and research. Both Hospital and

University employ them. Some can firstly become Associate Professors then Full Professors. However, many of them can be appointed Full professors at the outset. To achieve this highest academic position, Full Professors must justify many abilities like accreditation to supervise research (habilitation), overseas elective period, and publication of numerous international scientific articles in medical journals. Funders play no role in appointing Professors. The dean of their University and the National Universities Council (Conseil National des Universités, CNU) must approve their tenure. Dean is the traditional name given to the director of the Training and Research Units (Unités de Formation et de Recherche–UFR) in Universities. There is one dean for each UFR of Medicine, Pharmacy or Dentistry. The CNU is a French advisory and decision-making institution in charge of the careers of Full and Associate professors.

Although the general proportion of women in medical practice is already well documented, to this date there are few data regarding female representation and evolution of gender equality over time in medicine, pharmacy, and dentistry in France. Such granularity would be a valuable contribution to describing potential persisting areas of disparity between women and men. The primary objective of the study was to describe medicine, pharmacy, and dentistry practitioners' gender representation in French General Hospitals and University-affiliated Hospitals as Hospital Practitioners, Associate Professors, and Full Professors in 2020. The secondary objectives were to report gender distribution according to both medical speciality and academic status in 2020 and describe the incidence of hospital and academic status appointments according to gender over the last twenty years, from 1999 to 2019.

## Materials and methods

This is an observational retrospective study based on data collected up to January 1, 2020.

### Data source

We obtained exhaustive anonymised data from the charts of personnel statistics (French Hospital Practitioners, Associate Professors, and Full Professors) from the National Management Centre (Centre National de Gestion: CNG). The CNG was created in 2007 and is in charge of the management of all appointed French doctors of medicine, pharmacy, and dental surgery working in the public healthcare sector. It is a public institution which carries out administrative duties under the authority of the French Ministry of Health. The database provided the history of each of the Hospital Practitioners, Associate Professors, and Full Professors in activity in General or University-affiliated Hospitals between 2015 and January 1, 2020. Basic socio-demographic data, gender, appointment date (or tenure), administrative status, type of workplace, discipline and medical speciality were all documented. Three main disciplines were categorized: medicine, pharmacy, and dentistry. Dentistry included oral surgery. Data concerning Associate and Full Professors in pharmacy began in 2006, the year of the legislative decree connecting their university and hospital careers [20]. In France, biology as a speciality can be practiced through both medical and pharmaceutical training. Data did not allow for the differentiation between medical doctors and pharmacists specialized in biology. We decided to categorise this speciality within the medical disciplines. On top of the medical specialties, Associate, and Full Professors have a particular university speciality under the aegis of the CNU. Specialities are slightly different between hospital practitioners and professors and do not allow for direct comparisons.

## Statistical methods

First, we described the population of practitioners' working in French public Hospitals according to gender (especially women representation) and academic status, as of January 1, 2020. Second, we reported gender distribution according to both medical specialty and academic status in 2020. Then, we retrospectively described the gender distribution from 1999 to 2019 based on the appointment date (or tenure) of each practitioner. Descriptive and bivariate analyses of the data were performed using 3.4.2 R version R<sup>®</sup>. Quantitative variables are expressed as mean (standard deviation) and categorical variables as number (percentage). Quantitative variables are compared using the Student's t-test. Categorical variables are compared using Chi square test. Evolution of the rate of female appointments over time was investigated using a Chi squared test for trend. For all analyses, a p-value < 0.05 was considered significant. Missing data were not imputed.

## Results

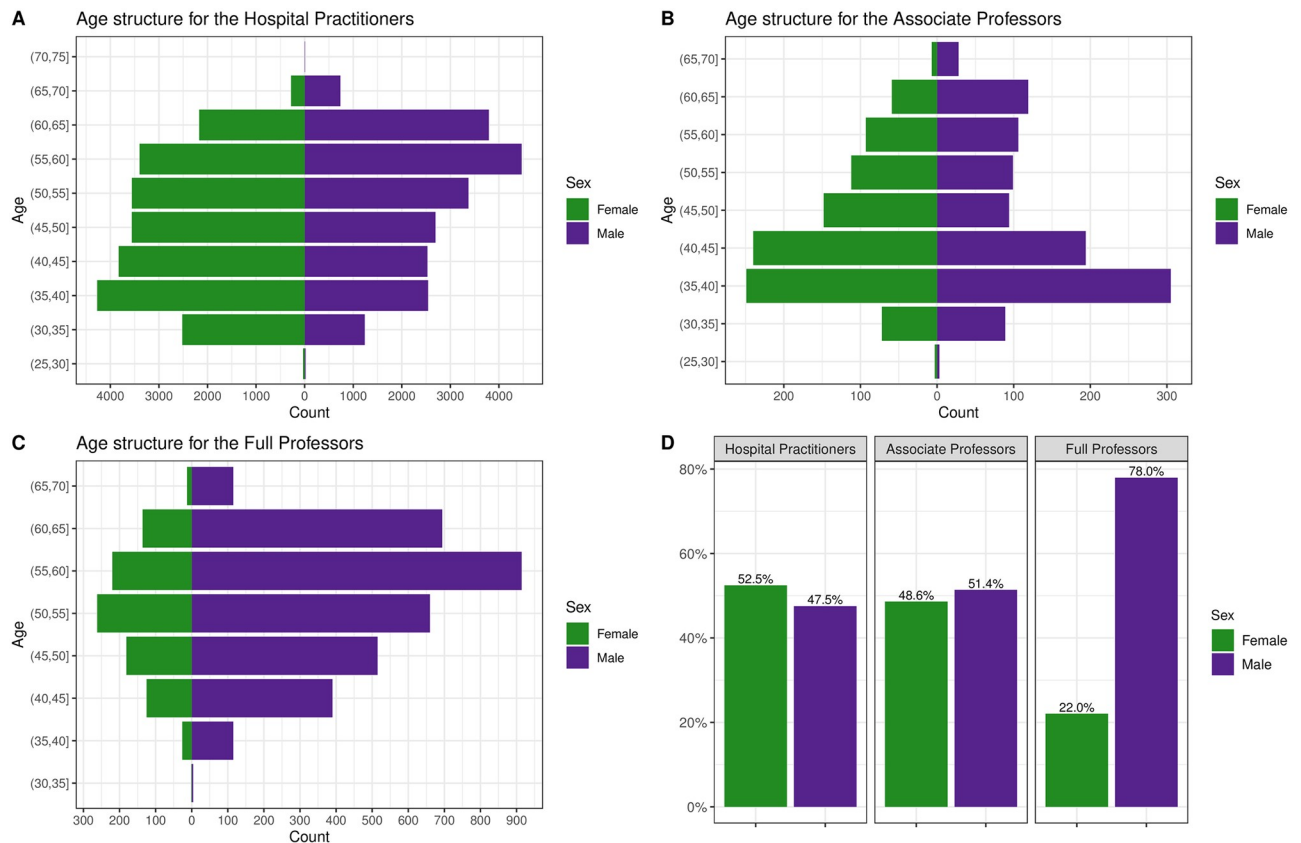
As of January 1, 2020, 25 560 (49.7%) female and 25 841 (50.3%) male Health Practitioners were active in French public hospitals. A large majority of these are medical doctors (92.4%) compared to pharmacists (6.0%) and dentists (1.6%). There were 45 007 (87.6%) Hospital Practitioners, 2 022 (3.9%) Associate Professors, and 4 372 (8.5%) Full Professors. Among all of them, 20755 (40.4%) were working in University-affiliated Hospitals. Demographic characteristics of French public hospital doctors in 2020 are detailed in Table 1. All disciplines together, women represent 52.5% of the Hospital Practitioners, 48.6% of the Associate Professors, and only 22.0% of the Full Professors (p < 0.001). We represent gender and age

**Table 1. Demographic characteristics of French public hospital doctors in 2020.**

	Female	Male	Total	
<b>Hospital Practitioners, n (%)</b>	23613 (52.5%)	21394 (47.5%)	45007	
Age, years (SD)	47.6 (9.4)	51.6 (9.6)	49.5 (9.7)	p<0.001
Age of appointment, years (SD)	37.1 (5.8)	38.8 (6.5)	37.9 (6.2)	p<0.001
Discipline, n (%)				P<0.001
Medicine	21493 (51.2%)	20495 (48.8%)	41988	
Pharmacy	2010 (73.5%)	726 (26.5%)	2736	
Dentistry	110 (38.9%)	173 (61.1%)	283	
<b>Associate professors, n (%)</b>	983 (48.6%)	1039 (51.4%)	2022	
Age, years (SD)	45.1 (8.5)	46.0 (10.0)	45.5 (9.3)	p = 0.003
Age of appointment, years (SD)	36.1 (3.9)	36.5 (4.0)	36.3 (4.0)	p = 0.04
Discipline, n (%)				P<0.001
Medicine	735 (49.7%)	744 (50.3%)	1479	
Pharmacy	102 (58.3%)	73 (41.7%)	175	
Dentistry	146 (39.7%)	222 (60.3%)	368	
<b>Full professors, n (%)</b>	964 (22%)	3408 (78%)	4372	
Age, years (SD)	52.6 (6.8)	54.0 (7.4)	53.7 (7.3)	p<0.001
Age of appointment, years (SD)	43.7 (5.0)	41.9 (4.6)	42.3 (4.8)	p<0.001
Discipline, n (%)				P<0.001
Medicine	833 (20.6%)	3210 (79.4%)	4043	
Pharmacy	65 (36.1%)	115 (63.9%)	180	
Dentistry	66 (44.3%)	83 (55.7%)	149	

Abbreviation: SD = standard deviation.

<https://doi.org/10.1371/journal.pone.0254311.t001>



**Fig 1. Age structure of Hospital Practitioners (A), Associate Professors (B), Full Professors (C), and gender distribution of all (D) in 2020.**

<https://doi.org/10.1371/journal.pone.0254311.g001>

distribution according to these statuses in Fig 1. In medicine, women represent 51.2% of Hospital Practitioners, 49.7% of Associate Professors, and 20.6% of Full Professors ( $p < 0.001$ ). In pharmacy, women represent 73.5% of Hospital Practitioners, 58.0% of Associate Professors, and 36.1% of Full Professors ( $p < 0.001$ ). These percentages are respectively for female dentists of 38.9%, 40.0%, and 44.3% ( $p = 0.49$ ). Regarding the age of appointments, women were appointed Hospital Practitioners or Associate Professor earlier than men and at a later age among Full Professors (Table 1).

Tables 2 and 3 describe gender distribution for each medical specialty, according to the professional status in 2020. Among hospital practitioners, there are large disparities in the proportion of male and female depending on the specialty. For example, there are 19% of female in neurosurgery, while 59% of the psychiatrist are female. Among full professor, there is always a majority of male except for the Pathology specialty (56.3% of female). Urology is the only specialty with no female among the 69 French Full Professors.

As shown in Fig 2, the number of newly appointed female doctors increased between 1999 and 2019, from 457 (47.6% compared to male) to 1474 (60.4%) per year for Hospital Practitioners ( $p < 0.001$  for trend), and from 17 (11.2%) to 55 (33.3%) per year for Full Professors ( $p < 0.001$ ). Even if the absolute number of female Associate Professors increase during the same period, the relative proportion decreased compare to male from 50.0% to 44.6% per year ( $p < 0.001$  for trend). Since 2005, there have been more female appointed as Hospital Practitioners annually than male. This reversal takes place in 2012 for Associate Professors. By contrast, the number of female appointed Full Professor has been consistently lower than male

**Table 2. Distribution of French medical doctors working as Hospital Practitioners according to specialty and gender in 2020.**

	Female	Male	Total
Anaesthesiology	1724 (46.8%)	1962 (53.2%)	3686
Biology	1392 (67.6%)	668 (32.4%)	2060
Cardiovascular medicine and vascular medicine	403 (29.6%)	957 (70.4%)	1360
Clinical pharmacology	60 (71.4%)	24 (28.6%)	84
Dermatology and venereology	181 (70.2%)	77 (29.8%)	258
Digestive surgery	125 (19.2%)	525 (80.8%)	650
Emergency medicine	1893 (39.5%)	2902 (60.5%)	4795
Endocrinology, diabetology, and nutrition	450 (81.8%)	100 (18.2%)	550
Forensic medicine	52 (45.2%)	63 (54.8%)	115
Functional explorations	24 (53.3%)	21 (46.7%)	45
Gastroenterology and hepatology	414 (44.2%)	522 (55.8%)	936
General medicine	2057 (57.1%)	1543 (42.9%)	3600
General surgery	78 (24.5%)	240 (75.5%)	318
Geriatric	1588 (66.1%)	815 (33.9%)	2403
Gynaecology and obstetrics	825 (50.2%)	818 (49.8%)	1643
Haemobiology and transfusion	74 (69.2%)	33 (30.8%)	107
Haematology	209 (59.9%)	140 (40.1%)	349
Hospital hygiene	159 (74.0%)	56 (26.0%)	215
Infectious and tropical diseases	167 (56.6%)	128 (43.4%)	295
Intensive care medicine	153 (26.7%)	421 (73.3%)	574
Internal medicine and clinical immunology	336 (53.4%)	293 (46.6%)	629
Maxillofacial surgery	41 (45.6%)	49 (54.4%)	90
Medical genetics	71 (77.2%)	21 (22.8%)	92
Medical gynaecology	58 (93.5%)	4 (6.5%)	62
Nephrology	271 (49.8%)	273 (50.2%)	544
Neurology	531 (55.6%)	424 (44.4%)	955
Neurosurgery	30 (19.0%)	128 (81.0%)	158
Nuclear medicine	97 (48.7%)	102 (51.3%)	199
Occupational medicine	58 (66.7%)	29 (33.3%)	87
Oncology	173 (61.1%)	110 (38.9%)	283
Oncology-radiotherapy	63 (47.7%)	69 (52.3%)	132
Ophthalmology	185 (48.3%)	198 (51.7%)	383
Orthopaedic surgery	77 (8.3%)	848 (91.7%)	925
Otorhinolaryngology	182 (34.7%)	342 (65.3%)	524
Paediatrics	1856 (68.9%)	838 (31.1%)	2694
Paediatric surgery	96 (49.2%)	99 (50.8%)	195
Pathology	256 (70.3%)	108 (29.7%)	364
Physical medicine and rehabilitation	255 (62.0%)	156 (38.0%)	411
Plastic surgery	31 (34.8%)	58 (65.2%)	89
Pneumology	435 (50.6%)	424 (49.4%)	859
Psychiatry	3134 (59.0%)	2181 (41.0%)	5315
Public health	250 (54.9%)	205 (45.1%)	455
Radiology	680 (47.2%)	762 (52.8%)	1442
Rheumatology	208 (57.8%)	152 (42.2%)	360
Thoracic surgery	31 (15.7%)	167 (84.3%)	198
Urology	30 (8.4%)	326 (91.6%)	356
Vascular surgery	30 (20.8%)	114 (79.2%)	144

<https://doi.org/10.1371/journal.pone.0254311.t002>

Table 3. Distribution of French Associate and Full Professors according to discipline, CNU-section, and gender in 2020.

	Associate Professors			Full Professors		
	Female	Male	Total	Female	Male	Total
Anatomy	9 (36.0%)	16 (64.0%)	25	6 (9.4%)	58 (90.6%)	64
Anaesthesiology	2 (8.7%)	21 (91.3%)	23	13 (10.7%)	109 (89.3%)	122
Bacteriology	76 (58.0%)	55 (42.0%)	131	35 (35.0%)	65 (65.0%)	100
Biochemistry	67 (60.4%)	44 (39.6%)	111	18 (24.3%)	56 (75.7%)	74
Biostatistics	12 (35.3%)	22 (64.7%)	34	13 (26.5%)	36 (73.5%)	49
Cardiology	6 (35.3%)	11 (64.7%)	17	10 (7.2%)	128 (92.8%)	138
Cellular biology	23 (51.1%)	22 (48.9%)	45	17 (37.8%)	28 (62.2%)	45
Child psychiatry	4 (44.4%)	5 (55.6%)	9	13 (36.1%)	23 (63.9%)	36
Dermatology	8 (66.7%)	4 (33.3%)	12	25 (37.9%)	41 (62.1%)	66
Digestive surgery	10 (40.0%)	15 (60.0%)	25	12 (9.7%)	112 (90.3%)	124
Emergency medicine	1 (12.5%)	7 (87.5%)	8	2 (5.0%)	38 (95.0%)	40
Endocrinology	10 (58.8%)	7 (41.2%)	17	21 (30.9%)	47 (69.1%)	68
Epidemiology	18 (48.6%)	19 (51.4%)	37	27 (38.6%)	43 (61.4%)	70
Forensic medicine	7 (35.0%)	13 (65.0%)	20	11 (34.4%)	21 (65.6%)	32
Gastroenterology and hepatology	5 (35.7%)	9 (64.3%)	14	14 (10.9%)	115 (89.1%)	129
General surgery	0 (0%)	0 (0%)	0	0 (0.0%)	3 (100.0%)	3
Genetics	34 (66.7%)	17 (33.3%)	51	26 (38.2%)	42 (61.8%)	68
Gynaecology and obstetrics	4 (33.3%)	8 (66.7%)	12	17 (13.5%)	109 (86.5%)	126
Haematology and transfusion	38 (50.7%)	37 (49.3%)	75	34 (26.6%)	94 (73.4%)	128
Histology	36 (70.6%)	15 (29.4%)	51	12 (25.5%)	35 (74.5%)	47
Immunology	36 (60.0%)	24 (40.0%)	60	23 (28.4%)	58 (71.6%)	81
Infectious disease	7 (41.2%)	10 (58.8%)	17	19 (25.3%)	56 (74.7%)	75
Intensive care medicine	1 (8.3%)	11 (91.7%)	12	8 (8.8%)	83 (91.2%)	91
Internal medicine and geriatrics	11 (44.0%)	14 (56.0%)	25	33 (21.6%)	120 (78.4%)	153
Maxillofacial surgery	1 (11.1%)	8 (88.9%)	9	5 (21.7%)	18 (78.3%)	23
Medical gynaecology	15 (55.6%)	12 (44.4%)	27	16 (43.2%)	21 (56.8%)	37
Nephrology	5 (45.5%)	6 (54.5%)	11	19 (24.1%)	60 (75.9%)	79
Neurology	12 (54.5%)	10 (45.5%)	22	22 (18.0%)	100 (82.0%)	122
Neurosurgery	2 (18.2%)	9 (81.8%)	11	4 (6.5%)	58 (93.5%)	62
Nuclear medicine	17 (31.5%)	37 (68.5%)	54	14 (20.6%)	54 (79.4%)	68
Nutrition	17 (81.0%)	4 (19.0%)	21	10 (25.0%)	30 (75.0%)	40
Occupational medicine	11 (55.0%)	9 (45.0%)	20	9 (37.5%)	15 (62.5%)	24
Oncology and radiotherapy	11 (42.3%)	15 (57.7%)	26	22 (17.3%)	105 (82.7%)	127
Ophthalmology	4 (44.4%)	5 (55.6%)	9	14 (21.5%)	51 (78.5%)	65
Orthopaedic surgery	2 (22.2%)	7 (77.8%)	9	3 (3.4%)	84 (96.6%)	87
Otorhinolaryngology	1 (10.0%)	9 (90.0%)	10	10 (13.0%)	67 (87.0%)	77
Parasitology	32 (61.5%)	20 (38.5%)	52	12 (38.7%)	19 (61.3%)	31
Pathology	40 (69.0%)	18 (31.0%)	58	49 (56.3%)	38 (43.7%)	87
Paediatric surgery	9 (60.0%)	6 (40.0%)	15	10 (16.7%)	50 (83.3%)	60
Paediatrics	25 (64.1%)	14 (35.9%)	39	47 (27.0%)	127 (73.0%)	174
Pharmacology	24 (43.6%)	31 (56.4%)	55	14 (23.7%)	45 (76.3%)	59
Physical medicine and rehabilitation	6 (66.7%)	3 (33.3%)	9	8 (16.7%)	40 (83.3%)	48
Physiology	36 (41.4%)	51 (58.6%)	87	26 (25.7%)	75 (74.3%)	101
Plastic surgery	3 (33.3%)	6 (66.7%)	9	5 (15.6%)	27 (84.4%)	32
Pneumology	7 (46.7%)	8 (53.3%)	15	12 (14.1%)	73 (85.9%)	85
Psychiatry	5 (23.8%)	16 (76.2%)	21	20 (22.0%)	71 (78.0%)	91

(Continued)

Table 3. (Continued)

	Associate Professors			Full Professors		
	Female	Male	Total	Female	Male	Total
Radiology	6 (37.5%)	10 (62.5%)	16	34 (19.2%)	143 (80.8%)	177
Rheumatology	5 (55.6%)	4 (44.4%)	9	18 (23.4%)	59 (76.6%)	77
Therapeutics	6 (46.2%)	7 (53.8%)	13	8 (15.1%)	45 (84.9%)	53
Thoracic surgery	3 (37.5%)	5 (62.5%)	8	4 (4.5%)	85 (95.5%)	89
Urology	2 (33.3%)	4 (66.7%)	6	0 (0.0%)	69 (100.0%)	69
Vascular surgery and medicine	3 (42.9%)	4 (57.1%)	7	9 (12.9%)	61 (87.1%)	70

Abbreviation: CNU = National Universities Council (Conseil National des Universités).

<https://doi.org/10.1371/journal.pone.0254311.t003>

appointments every year since 1999. A figure showing the evolution of newly appointed full professors according to gender and discipline between 1999 and 2019 is available in a supplemental appendix (S1 Fig).

### Discussion

Data from this study show that the representation of women in the medical field in French public hospitals varies according to academic status. We show that the gender distribution is rather balanced for Hospital Practitioners (52.5% of female) and Associate Professors (48.6%). On the other hand, less than one Full Professor in four is female in France in 2020. In addition, the percentage of female French deans is 16.2% in medicine, 16.7% in pharmacy and 43.7% in dentistry in 2020 [21–23]. This reflects a glass ceiling which excludes women only from the highest academic levels and leadership roles [24,25]. The gender distribution evolution among newly appointed Full Professors between 1999 and 2019 does not indicate enough improvement of this tendency.

Although there is clear evidence of progress, the rate of advancement of women into leadership positions in academic medicine is slower than what would be predicted by their numbers

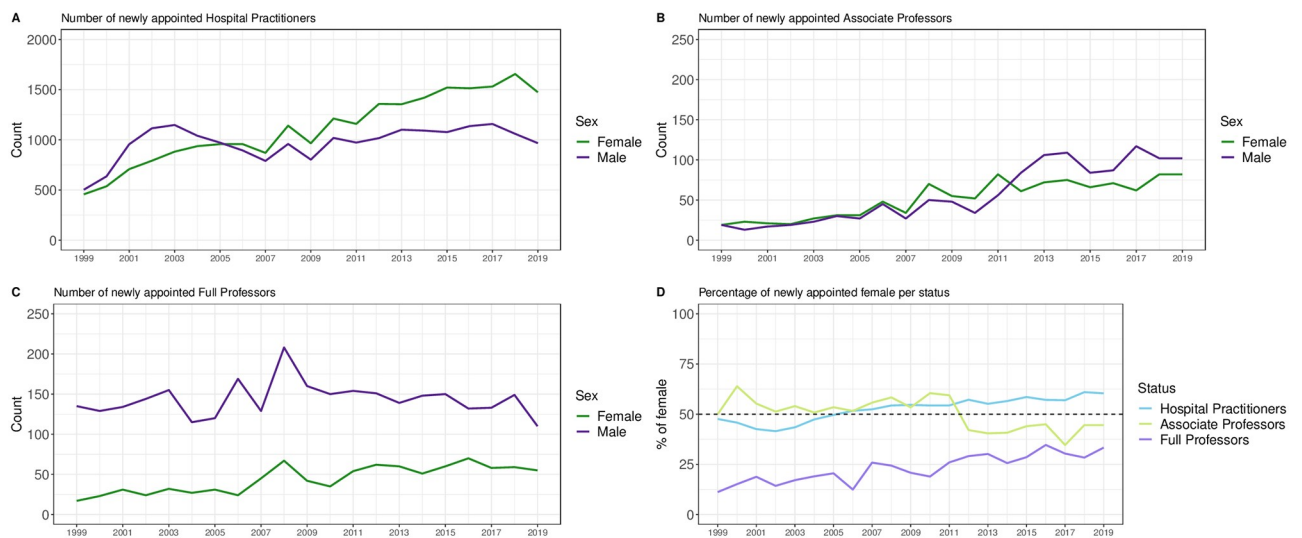


Fig 2. Newly appointed Hospital Practitioners (A), Associate Professors (B), Full Professors (C), and proportion of female according to the three statuses (D) between 1999 and 2019.

<https://doi.org/10.1371/journal.pone.0254311.g002>

for the past twenty years in France. Several explanations could be advanced to explain this gender inequality in the Full Professor career. Many authors have already identified obstacles to the promotion of women, mainly in English or American publications. There are well-documented gender gaps in publications [26–28], peer review processes [29], grant supports [30–35], recognition awards [36–39], speaker invitations [39–42], composition of editorial boards [43–46], and leadership positions [47–50].

We also found that French women are generally appointed Full Professor at a later age than men (43.7 versus 41.9 years old). This differs from the appointment of Hospital Practitioners and Associate Professor. One could argue that the overseas elective period is mandatory to become Full Professor and may be conflicting with maternity. Medical and research training frequently coincide with childbearing and early child-rearing years.

Generally speaking, a loss of wage income is seen for French women who have children compared to women not having children. In contrast, the arrival of a child has almost no impact on men, except for men in higher paid positions who increase their activity [51].

We also cannot rule out a form of discrimination. Strong evidence suggests that the gender disparity could be due to gender differences in promotional rates [52]. In addition, tacit biases have been shown to favour men over women in science and leadership, and may affect the promotion of women in academia [52–56]. Familial factors are also obviously worth noting since women tend to be the main caregiver and time investment required for promotion, tenure, and acquisition of leadership roles is not necessarily compatible with domestic and family life. Cultural factors such as a lack of women role models, a negative gender climate sustained by a male dominated institutional environment might also be part of the equation. Indeed, mentorship is associated with increased career satisfaction, productivity, and promotion of medical faculty [13,57]. Basically, gender disparity has many roots and is most likely multifactorial. In a recent review, Edmunds, *et al.* [58] found that there was supportive evidence for many of these points: some women might be more interested in teaching than in research, women lack adequate mentors and role models, and women experience gender discrimination and bias. Conversely, evidence was discordant for other reasons such as the concern of work-life balance [58]. Some practical solutions may be proposed to reach a better and equitable state: mentoring programs, conferences for only female practitioners, conferences about gender equity, establishment of quotas in publications, and of course denunciation in journals with high impact factors [5,13,59–61]. If the establishment of fixed quotas in committees and boards is not an end in itself, it can be a good start.

One more interesting finding also emerges from our study. We note equivalent rates of female Dentists among Hospital Practitioners (38.9%), Associate Professors (40.0%), and Full Professors (44.3%) compared to medical doctors and pharmacists in 2020. Parity in dentistry is long standing, stable over twenty years but has never been promoted by a voluntarist policy. Comparison with medicine and pharmacy is not simple for many reasons. First, the number of dentists working in Public Hospitals is very low (1.6%) compared to medical doctors (92.4%) and pharmacists (6%). In addition, the dual "hospital" and "university" affiliation was not created at the same time in medicine (1958), dentistry (1990), and pharmacy (2006). In the same way, there are great disparities between disciplines and specialties. For example, surgery is largely male while pharmacy and pathology are predominantly female. These differences imply a cautious interpretation and do not allow direct comparisons. Comparison with other academic fields is also difficult because of large disparities in the proportion of female professors in France: engineering science (19%), physics (23%), chemistry (38%), law and political science (45%), language and literature (63%) [62]. Our results are therefore limited in scope and cannot be generalised to all academic fields. However, our results are consistent with worldwide studies [10,15,61,63–66]. Gender gap in high academic positions is concerning.

If the data from our study could be considered qualitatively accurate, it is not excluded that the incidence data might be slightly underestimated or even biased due to the retrospective nature of the study. Indeed, physicians appointed between 1999 and 2014 may have ceased all hospital activity before 2015 and are therefore not accounted for in our data. The proportion of these cases, which are likely to be marginal, might differ by gender and bias the incidence differences in one direction or another. Our data do not contain any other characteristics that might play a positive or negative role in academic promotion such as ethnicity, number of children, religion, political opinion or sexuality. Further research is needed to obtain a better overview of French discriminations, not limited to gender. However, based on exhaustive national data, this work is a high-quality contribution to highlight gender disparity in the medical academic world. We hope that a better overview of these realities can help to create a favourable environment to support women's participation to take on academic and hospital leadership positions in medicine, pharmacy, and dentistry. Women in leadership positions are key to achieving gender parity in the academic field. Diversifying all levels of academic Medicine, Pharmacy, and Dentistry in terms of gender is a way to make our institutions better by enabling varied perspectives to be shared. Change will not happen without decision-makers' involvement. Gender parity should be treated as a priority and sufficient resources should be allocated to make it happen.

## Supporting information

**S1 Fig. Newly appointed Full Professors in medicine (A), in pharmacy (B), in dentistry (C), and proportion of female Full Professors in the three disciplines (D) between 1999 and 2019.** (PDF)

## Acknowledgments

The authors gratefully acknowledge Bernard Chenevière, Gait Cheminant, Benoit Magrez, and Emmanuel Riquier from the CNG for providing the raw data. The authors are grateful to Stuart Byrom for revising the English. Jean-Sébastien Allain thanks Héloïse Allain and Nathalie Allain for the inspiration they gave him in the elaboration of this study.

## Author Contributions

**Conceptualization:** Norah Anthony, Jean-Sébastien Allain.

**Data curation:** Antoine Le Boedec, Norah Anthony, Jean-Sébastien Allain.

**Formal analysis:** Norah Anthony, Astrid Bacle, Jean-Sébastien Allain.

**Methodology:** Antoine Le Boedec, Norah Anthony, Astrid Bacle, Jean-Sébastien Allain.

**Resources:** Antoine Le Boedec.

**Software:** Norah Anthony.

**Supervision:** Jean-Sébastien Allain.

**Validation:** Cécile Vigneau, Benoit Hue, Fabrice Laine, Bruno Laviolle, Martine Bonnaure-Mallet, Jean-Sébastien Allain.

**Writing – original draft:** Antoine Le Boedec, Jean-Sébastien Allain.

**Writing – review & editing:** Norah Anthony, Cécile Vigneau, Benoit Hue, Fabrice Laine, Bruno Laviolle, Martine Bonnaure-Mallet, Astrid Bacle, Jean-Sébastien Allain.

## References

1. Hay K, McDougal L, Percival V, Henry S, Klugman J, Wurie H, et al. Disrupting gender norms in health systems: making the case for change. *Lancet*. 2019; 393: 2535–2549. [https://doi.org/10.1016/S0140-6736\(19\)30648-8](https://doi.org/10.1016/S0140-6736(19)30648-8) PMID: 31155270
2. Uberoi D, de Bruyn M. Human rights versus legal control over women's reproductive self-determination. *Health Hum Rights*. 2013; 15: E161–174. PMID: 25006084
3. Appleby J. Is there equal pay in healthcare? Not if you are a doctor. *BMJ*. 2012; 345: e6191. <https://doi.org/10.1136/bmj.e6191> PMID: 22990103
4. Ganguli I, Sheridan B, Gray J, Chernew M, Rosenthal MB, Neprash H. Physician Work Hours and the Gender Pay Gap—Evidence from Primary Care. *N Engl J Med*. 2020; 383: 1349–1357. <https://doi.org/10.1056/NEJMsa2013804> PMID: 32997909
5. Boylan J, Dacre J, Gordon H. Addressing women's under-representation in medical leadership. *The Lancet*. 2019; 393: e14. [https://doi.org/10.1016/S0140-6736\(18\)32110-X](https://doi.org/10.1016/S0140-6736(18)32110-X) PMID: 30739700
6. Battaglia F, Farhan SA, Narmeen M, Karimuddin AA, Jalal S, Tse M, et al. Does gender influence leadership roles in academic surgery in the United States of America? A cross-sectional study. *Int J Surg*. 2020; 83: 67–74. <https://doi.org/10.1016/j.ijsu.2020.08.029> PMID: 32871272
7. Bennett CL, Salinas RY, Locascio JJ, Boyer EW. Two decades of little change: An analysis of U.S. medical school basic science faculty by sex, race/ethnicity, and academic rank. *PLoS One*. 2020; 15: e0235190. <https://doi.org/10.1371/journal.pone.0235190> PMID: 32735593
8. Aggarwal A, Rosen CB, Nehemiah A, Maina I, Kelz RR, Aarons CB, et al. Is There Color or Gender Behind the Mask and Sterile Blue? Examining Gender and Racial Demographics within Academic Surgery. *Ann Surg*. 2020. <https://doi.org/10.1097/SLA.0000000000004461> PMID: 32956175
9. Chen S-YT, Jalal S, Ahmadi M, Khurshid K, Bhulani N, Rehman AU, et al. Influences for Gender Disparity in Academic Family Medicine in North American Medical Schools. *Cureus*. 2020; 12: e8368. <https://doi.org/10.7759/cureus.8368> PMID: 32617239
10. Richter KP, Clark L, Wick JA, Cruvinel E, Durham D, Shaw P, et al. Women Physicians and Promotion in Academic Medicine. *N Engl J Med*. 2020; 383: 2148–2157. <https://doi.org/10.1056/NEJMsa1916935> PMID: 33252871
11. Shannon G, Jansen M, Williams K, Cáceres C, Motta A, Odhiambo A, et al. Gender equality in science, medicine, and global health: where are we at and why does it matter? *The Lancet*. 2019; 393: 560–569. [https://doi.org/10.1016/S0140-6736\(18\)33135-0](https://doi.org/10.1016/S0140-6736(18)33135-0)
12. Human Resources for Health Global Resource Center. Gender and health workforce statistics. Accessed 7 May 2021. [https://www.hrhresourcecenter.org/gender\\_stats.html](https://www.hrhresourcecenter.org/gender_stats.html).
13. Laver KE, Prichard IJ, Cations M, Osenk I, Govin K, Coveney JD. A systematic review of interventions to support the careers of women in academic medicine and other disciplines. *BMJ Open*. 2018; 8: e020380. <https://doi.org/10.1136/bmjopen-2017-020380> PMID: 29572397
14. Abelson JS, Chartrand G, Moo T-A, Moore M, Yeo H. The climb to break the glass ceiling in surgery: trends in women progressing from medical school to surgical training and academic leadership from 1994 to 2015. *Am J Surg*. 2016; 212: 566–572.e1. <https://doi.org/10.1016/j.amjsurg.2016.06.012> PMID: 27649976
15. Martin A, Naunton M, Peterson GM. Gender balance in pharmacy leadership: Are we making progress? *Res Social Adm Pharm*. 2020. <https://doi.org/10.1016/j.sapharm.2020.05.031> PMID: 32527465
16. Tiwari T, Randall CL, Cohen L, Holtzmann J, Webster-Cyriaque J, Ajiboye S, et al. Gender Inequalities in the Dental Workforce: Global Perspectives. *Adv Dent Res*. 2019; 30: 60–68. <https://doi.org/10.1177/0022034519877398> PMID: 31746651
17. Lapeyre N, Feuvre NL. Féminisation du corps médical et dynamiques professionnelles dans le champ de la santé. *Revue française des affaires sociales*. 2005; 59–81.
18. Ministère de l'Enseignement supérieur, de la Recherche et de l'Innovation. La parité dans l'enseignement supérieur - État de l'Enseignement supérieur, de la Recherche et de l'Innovation en France n° 12. Accessed 7 May 2021. [https://publication.enseignementsup-recherche.gouv.fr/eesr/FR/EESR12\\_ES\\_12/la\\_parite\\_dans\\_l\\_enseignement\\_superieur/](https://publication.enseignementsup-recherche.gouv.fr/eesr/FR/EESR12_ES_12/la_parite_dans_l_enseignement_superieur/).
19. Centre National de Gestion | Statuts et textes de référence. Accessed 7 May 2021. <https://www.cng.sante.fr/personnels-enseignants-et-hospitaliers/statuts-et-textes-de-reference>.
20. Legifrance. Décret n°2006–593 du 23 mai 2006 modifiant le décret n° 84–135 du 24 février 1984 portant statut des personnels enseignants et hospitaliers des centres hospitaliers et universitaires. Accessed 7 May 2021. <https://www.legifrance.gouv.fr/affichTexte.do?cidTexte=LEGITEXT000006053748>.

21. Conférences des doyens de Médecine. Accessed 7 May 2021. <https://conferencedesdoyensdemedecine.org/conferencedesdoyensdemedecine-org-ethique-et-deontologie/doyens-faculte-de-medecine/>.
22. Conférences des doyens de Pharmacie. Accessed 7 May 2021. <https://www.conference-doyens-pharmacie.fr/les-24-facultes>.
23. Conférence des doyens des facultés d'Ondotologie. Accessed 7 May 2021. <http://cdo.unistra.fr/>.
24. Carnes M, Morrissey C, Geller SE. Women's health and women's leadership in academic medicine: hitting the same glass ceiling? *J Womens Health (Larchmt)*. 2008; 17: 1453–1462. <https://doi.org/10.1089/jwh.2007.0688> PMID: 18954235
25. Bunton SA, Sass P, Sloane RA, Grigsby RK. Characteristics of Interim Deans at U.S. Medical Schools: Implications for Institutions and Individuals. *Acad Med*. 2018; 93: 241–245. <https://doi.org/10.1097/ACM.0000000000001920> PMID: 28906262
26. Jaggi R, Guancial EA, Worobey CC, Henault LE, Chang Y, Starr R, et al. The “gender gap” in authorship of academic medical literature—a 35-year perspective. *N Engl J Med*. 2006; 355: 281–287. <https://doi.org/10.1056/NEJMsa053910> PMID: 16855268
27. Wu C, Fuller S, Shi Z, Wilkes R. The gender gap in commenting: Women are less likely than men to comment on (men's) published research. *PLoS ONE*. 2020; 15: e0230043. <https://doi.org/10.1371/journal.pone.0230043> PMID: 32236109
28. Dalal NH, Chino F, Williamson H, Beasley GM, Salama AKS, Palta M. Mind the gap: Gendered publication trends in oncology. *Cancer*. 2020; 126: 2859–2865. <https://doi.org/10.1002/cncr.32818> PMID: 32212334
29. Steinberg JJ, Skae C, Sampson B. Gender gap, disparity, and inequality in peer review. *Lancet*. 2018; 391: 2602–2603. [https://doi.org/10.1016/S0140-6736\(18\)31141-3](https://doi.org/10.1016/S0140-6736(18)31141-3) PMID: 30070217
30. Bedi G, Van Dam NT, Munafo M. Gender inequality in awarded research grants. *Lancet*. 2012; 380: 474. [https://doi.org/10.1016/S0140-6736\(12\)61292-6](https://doi.org/10.1016/S0140-6736(12)61292-6) PMID: 22863053
31. Burns KEA, Straus SE, Liu K, Rizvi L, Guyatt G. Gender differences in grant and personnel award funding rates at the Canadian Institutes of Health Research based on research content area: A retrospective analysis. *PLoS Med*. 2019; 16: e1002935. <https://doi.org/10.1371/journal.pmed.1002935> PMID: 31613898
32. Wittman HO, Hendricks M, Straus S, Tannenbaum C. Are gender gaps due to evaluations of the applicant or the science? A natural experiment at a national funding agency. *Lancet*. 2019; 393: 531–540. [https://doi.org/10.1016/S0140-6736\(18\)32611-4](https://doi.org/10.1016/S0140-6736(18)32611-4) PMID: 30739688
33. Waisbren SE, Bowles H, Hasan T, Zou KH, Emans SJ, Goldberg C, et al. Gender differences in research grant applications and funding outcomes for medical school faculty. *J Womens Health (Larchmt)*. 2008; 17: 207–214. <https://doi.org/10.1089/jwh.2007.0412> PMID: 18321172
34. Head MG, Fitchett JR, Cooke MK, Wurie FB, Atun R. Differences in research funding for women scientists: a systematic comparison of UK investments in global infectious disease research during 1997–2010. *BMJ Open*. 2013; 3: e003362. <https://doi.org/10.1136/bmjopen-2013-003362> PMID: 24327360
35. Svider PF, D'Aguillo CM, White PE, Pashkova AA, Bhagat N, Langer PD, et al. Gender differences in successful National Institutes of Health funding in ophthalmology. *J Surg Educ*. 2014; 71: 680–688. <https://doi.org/10.1016/j.jsurg.2014.01.020> PMID: 24776863
36. Lincoln AE, Pincus S, Koster JB, Leboy PS. The matilda effect in science: awards and prizes in the US, 1990s and 2000s. *Soc Stud Sci*. 2012; 42: 307–320. <https://doi.org/10.1177/0306312711435830> PMID: 22849001
37. Gerull KM, Holten A, Rhea L, Cipriano C. Is the Distribution of Awards Gender-Balanced in Orthopaedic Surgery Societies? *Clin Orthop Relat Res*. 2020. <https://doi.org/10.1097/CORR.0000000000001364> PMID: 32555007
38. Atkinson R, Lu P, Cho NL, Melnitchouk N, Kuo LE. Gender disparities in award recipients from surgical specialty societies. *Surgery*. 2019; 166: 423–428. <https://doi.org/10.1016/j.surg.2019.04.021> PMID: 31229313
39. Ibrahim H, Abdel-Razig S, Stadler DJ, Cofrancesco J, Archuleta S. Assessment of Gender Equity Among Invited Speakers and Award Recipients at US Annual Medical Education Conferences. *JAMA Netw Open*. 2019; 2: e1916222. <https://doi.org/10.1001/jamanetworkopen.2019.16222> PMID: 31774518
40. Partiali B, Oska S, Touriel RB, Delise A, Barbat A, Folbe A. Gender disparity in speakers at a major academic emergency medicine conference. *Emerg Med J*. 2020. <https://doi.org/10.1136/emermed-2019-208865> PMID: 31992568
41. Oska S, Touriel R, Partiali B, Delise A, Barbat A, Folbe A. Women's representation at an academic dermatology conference: trending upwards, but not equal yet. *Dermatol Online J*. 2020; 26.

42. Fournier LE, Hopping GC, Zhu L, Perez-Pinzon MA, Ovbiagele B, McCullough LD, et al. Females Are Less Likely Invited Speakers to the International Stroke Conference: Time's Up to Address Sex Disparity. *Stroke*. 2020; 51: 674–678. <https://doi.org/10.1161/STROKEAHA.119.027016> PMID: 31902331
43. Harris CA, Banerjee T, Cramer M, Manz S, Ward ST, Dimick J, et al. Editorial (Spring) Board? Gender Composition in High-impact General Surgery Journals Over 20 Years. *Ann Surg*. 2019; 269: 582–588. <https://doi.org/10.1097/SLA.0000000000002667> PMID: 29342020
44. Amrein K, Langmann A, Fahrleitner-Pammer A, Pieber TR, Zollner-Schwetz I. Women underrepresented on editorial boards of 60 major medical journals. *Gend Med*. 2011; 8: 378–387. <https://doi.org/10.1016/j.genm.2011.10.007> PMID: 22153882
45. Ioannidou E, Rosania A. Under-representation of women on dental journal editorial boards. *PLoS ONE*. 2015; 10: e0116630. <https://doi.org/10.1371/journal.pone.0116630> PMID: 25635691
46. Jalilianhasanpour R, Charkhchi P, Mirbolouk M, Yousem DM. Underrepresentation of Women on Radiology Editorial Boards. *J Am Coll Radiol*. 2019; 16: 115–120. <https://doi.org/10.1016/j.jacr.2018.08.017> PMID: 30340997
47. Godier A, Nouette-Gaulain K, Cittanova M-L, Beloeil H, Paugam-Burtz C, Lukaszewicz A-C. Women in Anaesthesia and Intensive Care Medicine in France: are we making any progress? *Anaesth Crit Care Pain Med*. 2020. <https://doi.org/10.1016/j.accpm.2020.04.019> PMID: 32650127
48. Larson AR, Kan CK, Silver JK. Representation of Women Physician Deans in U.S. Medical Schools. *J Womens Health (Larchmt)*. 2019; 28: 600–605. <https://doi.org/10.1089/jwh.2018.7448> PMID: 30920332
49. Schor NF. The Decanal Divide: Women in Decanal Roles at U.S. Medical Schools. *Acad Med*. 2018; 93: 237–240. <https://doi.org/10.1097/ACM.0000000000001863> PMID: 28834842
50. Silver JK, Ghalib R, Poorman JA, Al-Assi D, Parangi S, Bhargava H, et al. Analysis of Gender Equity in Leadership of Physician-Focused Medical Specialty Societies, 2008–2017. *JAMA Intern Med*. 2019; 179: 433–435. <https://doi.org/10.1001/jamainternmed.2018.5303> PMID: 30615072
51. Pora P, Wilner L. Les trajectoires professionnelles des femmes les moins bien rémunérées sont les plus affectées par l'arrivée d'un enfant. INSEE—Institut National de la Statistique et des Etudes Economiques; 2019. Accessed 7 May 2021 <https://www.insee.fr/fr/statistiques/4226475>.
52. Nocco SE, Larson AR. Promotion of Women Physicians in Academic Medicine. *J Womens Health (Larchmt)*. 2020. <https://doi.org/10.1089/jwh.2019.7992> PMID: 32407186
53. Derks B, Van Laar C, Ellemers N. The queen bee phenomenon: Why women leaders distance themselves from junior women. *The Leadership Quarterly*. 2016; 27: 456–469. <https://doi.org/10.1016/j.leaqua.2015.12.007>
54. Girod S, Fassiotto M, Grewal D, Ku MC, Sriram N, Nosek BA, et al. Reducing Implicit Gender Leadership Bias in Academic Medicine With an Educational Intervention. *Acad Med*. 2016; 91: 1143–1150. <https://doi.org/10.1097/ACM.0000000000001099> PMID: 26826068
55. Ellemers N, van den Heuvel H, de Gilder D, Maass A, Bonvini A. The underrepresentation of women in science: differential commitment or the queen bee syndrome? *Br J Soc Psychol*. 2004; 43: 315–338. <https://doi.org/10.1348/0144666042037999> PMID: 15479533
56. Steinpreis RE, Anders KA, Ritzke D. The Impact of Gender on the Review of the Curricula Vitae of Job Applicants and Tenure Candidates: A National Empirical Study. *Sex Roles*. 1999; 41: 509–528. <https://doi.org/10.1023/A:1018839203698>
57. Sambunjak D, Straus SE, Marusic A. Mentoring in academic medicine: a systematic review. *JAMA*. 2006; 296: 1103–1115. <https://doi.org/10.1001/jama.296.9.1103> PMID: 16954490
58. Edmunds LD, Ovseiko PV, Shepperd S, Greenhalgh T, Frith P, Roberts NW, et al. Why do women choose or reject careers in academic medicine? A narrative review of empirical evidence. *The Lancet*. 2016; 388: 2948–2958. [https://doi.org/10.1016/S0140-6736\(15\)01091-0](https://doi.org/10.1016/S0140-6736(15)01091-0) PMID: 27105721
59. Davis T, Goldstein H, Hall D, Lawton B, Leo GSY, Yoshida R, et al. Women and children first? Gender equity in paediatric medicine. *Arch Dis Child*. 2019. <https://doi.org/10.1136/archdischild-2018-316586> PMID: 31005893
60. Halley MC, Rustagi AS, Torres JS, Linos E, Plaut V, Mangurian C, et al. Physician mothers' experience of workplace discrimination: a qualitative analysis. *BMJ*. 2018; 363: k4926. <https://doi.org/10.1136/bmj.k4926> PMID: 30541926
61. Jena AB, Khullar D, Ho O, Olenski AR, Blumenthal DM. Sex Differences in Academic Rank in US Medical Schools in 2014. *JAMA*. 2015; 314: 1149–1158. <https://doi.org/10.1001/jama.2015.10680> PMID: 26372584
62. Ministère de l'enseignement supérieur, de la recherche et de l'innovation. Enseignement supérieur et recherche—vers l'égalité Femmes-Hommes? Chiffres clés. 2021. Accessed 7 May 2021.

<https://www.enseignementsup-recherche.gouv.fr/pid35339-cid157348/esri-chiffres-cles-de-egalite-femmes-hommes-parution-2021.html>.

63. Wu B, Bhulani N, Jalal S, Ding J, Khosa F. Gender Disparity in Leadership Positions of General Surgical Societies in North America, Europe, and Oceania. *Cureus*. 2019; 11: e6285. <https://doi.org/10.7759/cureus.6285> PMID: 31911877
64. Waseem Y, Mahmood S, Siddiqi R, Usman MS, Fatima K, Acob C, et al. Gender differences amongst board members of endocrinology and diabetes societies. *Endocrine*. 2019; 64: 496–499. <https://doi.org/10.1007/s12020-019-01861-9> PMID: 30788668
65. Tomizawa Y. Gender gap in medicine: only one woman councilor in the Japan Surgical Society. *Tohoku J Exp Med*. 2015; 235: 97–102. <https://doi.org/10.1620/tjem.235.97> PMID: 25749180
66. League Of European Research Universities. Implicit bias in academia: a challenge to the meritocratic principle and to women’s careers—and what to do about it. January, 2018. 7 May 2021. <https://www.leru.org/files/Publications/Implicit-bias-in-academia-Full-Paper.pdf>.