



HAL
open science

Ruthenium-catalysed oxidative coupling of vinyl derivatives and application in tandem hydrogenation

Naba Abuhafez, Hervé Ruffin, Raghu Kamaraj, Christian Bruneau, Rafael Gramage-Doria

► **To cite this version:**

Naba Abuhafez, Hervé Ruffin, Raghu Kamaraj, Christian Bruneau, Rafael Gramage-Doria. Ruthenium-catalysed oxidative coupling of vinyl derivatives and application in tandem hydrogenation. *Catalysis Science & Technology*, 2021, 11 (17), pp.5772-5776. 10.1039/d1cy01282g . hal-03331321

HAL Id: hal-03331321

<https://hal.science/hal-03331321>

Submitted on 15 Sep 2021

HAL is a multi-disciplinary open access archive for the deposit and dissemination of scientific research documents, whether they are published or not. The documents may come from teaching and research institutions in France or abroad, or from public or private research centers.

L'archive ouverte pluridisciplinaire **HAL**, est destinée au dépôt et à la diffusion de documents scientifiques de niveau recherche, publiés ou non, émanant des établissements d'enseignement et de recherche français ou étrangers, des laboratoires publics ou privés.

2021 Emerging Investigators Series – 0093 invitation

View Article Online
DOI: 10.1039/D1CY01282G

COMMUNICATION

Ruthenium-catalysed oxidative coupling of vinyl derivatives and application in tandem hydrogenation

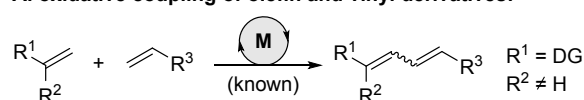
Naba Abuhafez,[§] Hervé Ruffin,[§] Raghu Kamaraj, Christian Bruneau and Rafael Gramage-Doria*Received 00th January 20xx,
Accepted 00th January 20xx

DOI: 10.1039/x0xx00000x

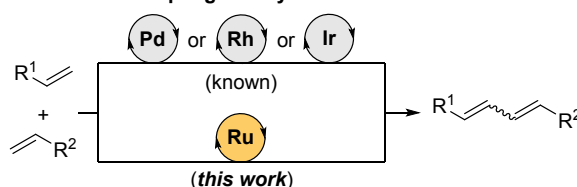
The first ruthenium-catalyzed oxidative homo- and cross-coupling of exclusive vinyl derivatives giving highly valued 1,3-diene building blocks is reported. The catalytic system is based on readily available reagents and it mainly delivers the *E,E* isomer. This methodology also enables the synthesis of adipic ester derivatives in a one-pot fashion after *in situ* ruthenium-catalyzed hydrogenation.

1,3-Dienes (or butadienes) are important motifs in organic synthesis as they are present in highly-added value chemicals such as natural products and materials¹ as well as those resulting from polymerization and oligomerization of alkene feedstocks.² Recently, a sustainable access to these chemical motifs has relied on atom-economy C-H bond functionalizations of olefinic C-H bonds using transition metal catalysts (Scheme 1).³ Indeed, the requirements of directing groups to assist the C-H bond activation step as well as the use of palladium, rhodium or iridium catalysts are well established as shown by Ishii,⁴ Loh,⁵ Yu,⁶ Glorius⁷ and others (Scheme 1A).⁸ However, a ruthenium-catalysed version exclusively with vinyl derivatives (Scheme 1B) is unknown to date^{9j} although it appears interesting because the cost of this metal is much cheaper than that of palladium, rhodium or iridium.⁹ In addition, vinylic C-H bonds impose additional issues on reactivity when compared to the purely olefinic ones.¹⁰ Herein, we report on ruthenium(II)-catalysed oxidative coupling of vinyl derivatives yielding a range of synthetically appealing 1,3-dienes (Scheme 1B). In general, the *E,E*-isomers formed predominantly, which is complementary to the *Z,E* stereoselectivity observed in the cross-coupling between olefin and vinyl derivatives.⁴⁻⁸ The versatility and practicability of the catalytic system was additionally highlighted by performing a one-pot two step sequence combining the oxidative coupling and olefin hydrogenation to access adipic ester derivatives. This methodology complements the non-oxidative tail-to-tail and head-to-tail dimerization of vinyl derivatives that have been reported with ruthenium(0), iridium(I) and rhodium(III) catalysts.¹¹

A. oxidative coupling of olefin and vinyl derivatives:



B. oxidative coupling of vinyl derivatives:



Scheme 1. State-of-the-art and current work to access 1,3-dienes via transition metal-catalysed C-H bond functionalizations. DG = directing group.

In the course of our studies on ruthenium-catalysed C-H bond alkenylation reactions using acrylates such as **1a**, we noted a side-product that was identified as dimethyl-hexa-2,4-dienedioate (**2a**, Table 1).¹² This preliminary observation prompted us to screen reaction conditions where **2a** may form starting from **1a** in the presence of a readily available ruthenium-based catalytic system.¹³ After extensive optimization screening (see ESI for details), we found that the best conditions so far involved the use of $[\text{RuCl}_2(p\text{-cymene})]_2$ (5 mol%), AgSbF_6 (20 mol%) and $\text{Cu}(\text{OAc})_2 \cdot \text{H}_2\text{O}$ (1 equiv.) in 1,2-dichloroethane as solvent during 24 hours at 140 °C (Table 1). Under this reaction condition, the starting material **1a** fully reacted leading to the homo-coupling product **2a** in 96% isolated yield and with a *E,E*:*Z,E* ratio of 90:10 (Table 1, entry 1). Control experiments showed the need of all the reagents for the efficiency of the catalysis (Table 1, entries 2-4). Variation of temperatures and solvents (1,4-dioxane, toluene, diethyl carbonate, diethylether, *N,N*-dimethylformamide, ethanol, water, acetone, acetic acid, neat) did not improve the catalysis (Table 1, entries 5-15). We also noted that air was detrimental (Table 1, entry 16) and that replacing $[\text{RuCl}_2(p\text{-cymene})]_2$ by RuCl_3 or $[\text{Ru}(\text{NC}^t\text{Bu})_6(\text{BF}_4)_2]$ led to catalytically unproductive species (Table 1, entries 17-18). Interestingly, the reaction performed with the ruthenium bis-carboxylate complex $[\text{Ru}(\text{MesCO}_2)_2(p\text{-cymene})]$ (Mes = 2,4,6-trimethylphenyl) afforded the same reactivity and selectivity (Table 1, entry 19) as the one obtained with the optimal conditions (Table 1, entry

Univ Rennes, CNRS, ISCR-UMR 6226, F-35000 Rennes, France.

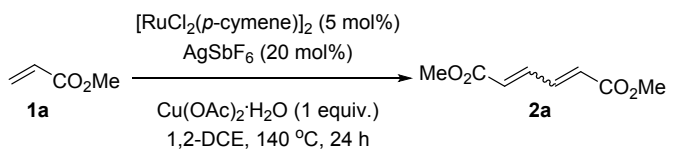
E-mail: rafael.gramage-doria@univ-rennes1.fr

§These authors contributed equally to this work.

†Electronic Supplementary Information (ESI) available: experimental details and products characterization. See DOI: 10.1039/x0xx00000x

1). All these observations point out the role of AgSbF_6 as chloride scavenger and the copper salt as chemical oxidant, thereby indirectly suggesting that the active catalyst comprise chloride-free, *p*-cymene-ligated ruthenium species (*vide infra*). The *E,E*:*Z,E* ratio observed for **2a** was similar regardless of the reaction time and reaction temperature (see ESI for details).

Table 1. Reaction optimization for the ruthenium-catalysed oxidative homo-coupling of methyl acrylate.^a

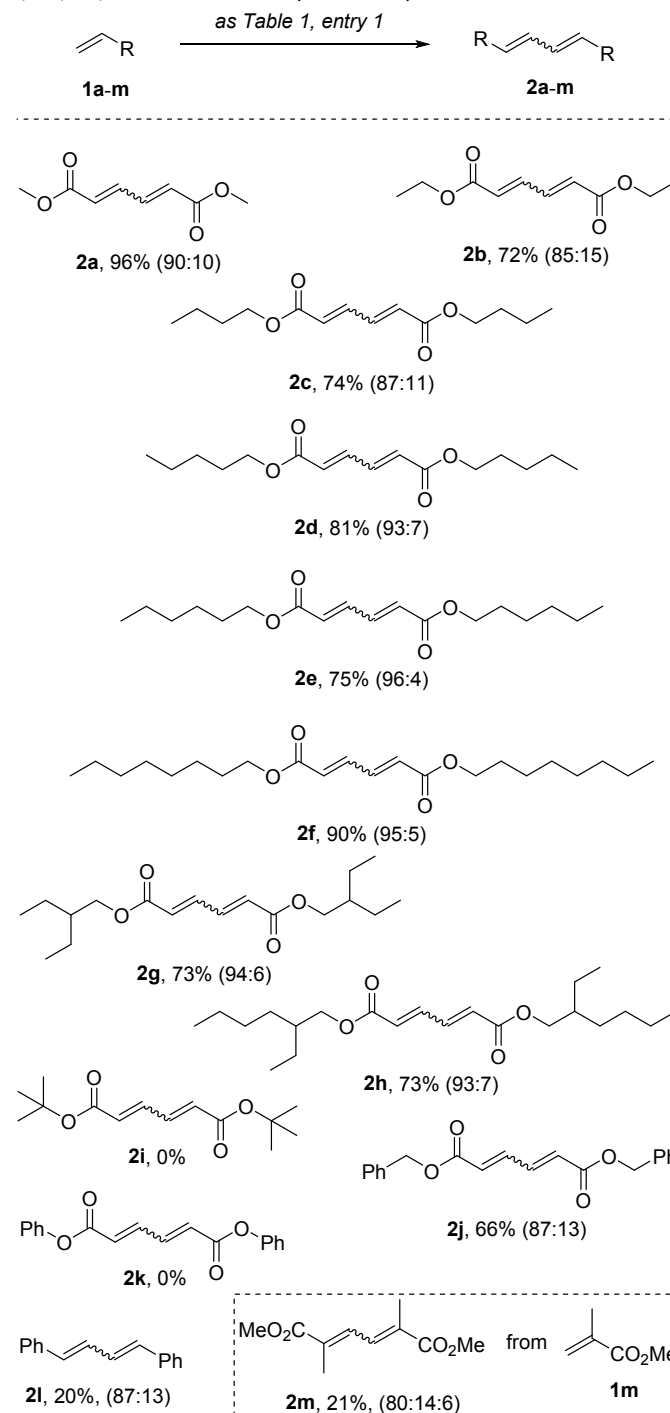


entry	deviation from standard conditions	Conv. ^b	Yield (%) ^c
1	none	>99	96 (90:10)
2	w/o $[\text{RuCl}_2(p\text{-cymene})]_2$	0	-
3	w/o AgSbF_6	<5	-
4	w/o $\text{Cu}(\text{OAc})_2 \cdot \text{H}_2\text{O}$	0	-
5	120 °C instead of 140 °C	79	68 (84:16)
6	1,4-dioxane instead of 1,2-DCE	50	27
7	toluene instead of 1,2-DCE	0	-
8	DEC instead of 1,2-DCE	85	n.d.
9	diethyl ether instead of 1,2-DCE	65	n.d.
10	DMF instead of 1,2-DCE	0	-
11	EtOH instead of 1,2-DCE	0	-
12	water instead of 1,2-DCE	0	-
13	acetone instead of 1,2-DCE	0	-
14	acetic acid instead of 1,2-DCE	<5	-
15	w/o solvent	0	-
16	air instead of argon	<5	-
17 ^d	with $[\text{RuCl}_3 \cdot \text{xH}_2\text{O}]$	0	-
18 ^d	with $[\text{Ru}(\text{NC}^i\text{Bu})_6(\text{BF}_4)_2]$	0	-
19 ^d	with $[\text{Ru}(\text{MesCO}_2)_2(p\text{-cymene})]$	>99	96 (90:10)

^aReaction conditions: **1a** (1 mmol, 84 mg, 94 μL), $[\text{RuCl}_2(p\text{-cymene})]_2$ (0.05 mmol, 31 mg), AgSbF_6 (0.2 mmol, 69 mg), $\text{Cu}(\text{OAc})_2 \cdot \text{H}_2\text{O}$ (1 mmol, 200 mg), 1,2-DCE (3 mL), Argon, 140 °C, 24 h. ^bConversion estimated by GC and ¹H NMR. ^cIsolated yield after purification by column chromatography, ratio of *E,E*:*Z,E* isomers displayed in brackets. ^d10 mol% of monomeric ruthenium complex was used. n.d. = not determined.

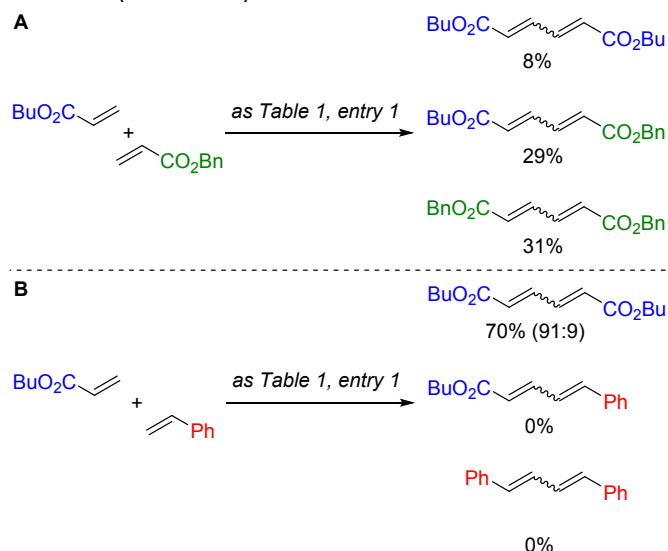
With the optimal reaction conditions in hand (**Table 1**, entry 1), we evaluated the substrate scope of this homo-coupling transformation using different vinyl derivatives (**Scheme 2**). The catalysis was efficient for electron-deficient substrates bearing different alkyl-substituted patterns, thus giving the corresponding 1,3-diene products **2a-2h** in 72-90% isolated yields. The efficiency of the catalysis was dependent on the stereoelectronics of the vinyl derivatives. For instance, no homo-coupling product **2i** was observed for the *tert*-butyl acrylate substrate. Analogously, benzyl acrylate afforded the corresponding 1,3-diene in 66% yield (**2j**), whilst phenyl acrylate was unreactive (**2k**). Electron-rich vinyl derivatives such as styrene led to **2l** in 20% isolated yield with formation of substantial amounts of ill-defined oligomeric/polymeric products.² In the same vein, no product was observed for other electron-rich vinyl substrates (see ESI for details), even upon

addition of benzoic acid derivatives as additives.¹⁴ As it was seen for **2a** (**Table 1**, entry 1), a strong preference for the *E,E* isomer (>85%) was observed for the obtained products in **Scheme 2**. On the other hand, the bulky methyl methacrylate **1m** afforded the corresponding 1,3-butadiene derivative **2m** in a very modest 21% yield as a mixture of all possible isomers in a *Z,E*:*E,E*:*Z,Z* ratio of 80:14:6 (**Scheme 2**).



Scheme 2. Substrate scope evaluation for the ruthenium-catalysed oxidative homo-coupling of vinyl derivatives. Ratio of *E,E*:*Z,E* isomers displayed in brackets.

Next, we attempted the oxidative cross-coupling between two chemically different vinyl derivatives. For instance, the reaction between butyl acrylate and benzyl acrylate under the developed ruthenium-catalysed reaction conditions led to a mixture of the three possible 1,3-butadiene products showing the higher inner reactivity for the benzyl-substituted acrylate over the butyl-substituted one (**Scheme 3A**). The cross-coupled product formed in 29% without optimizing the reaction conditions. These observations were further exemplified when using styrene as coupling partner with butyl acrylate, in which only the former reacted to yield the homo-coupling 1,3-diene derivative (**Scheme 3B**).

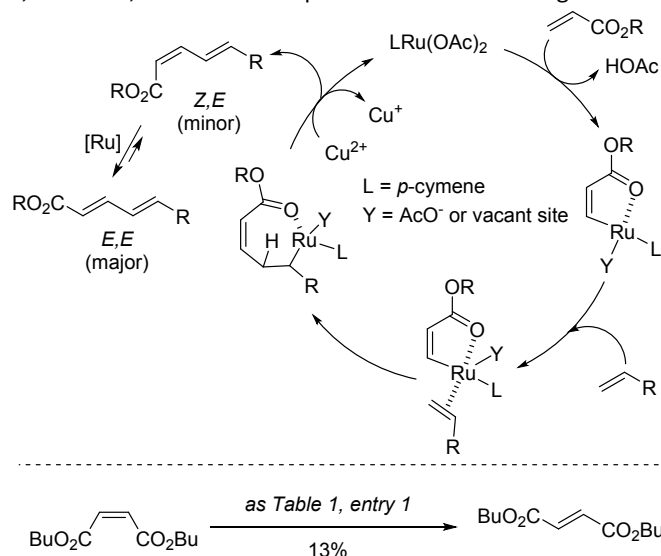


Scheme 3. Ruthenium-catalysed oxidative cross-coupling of vinyl derivatives. Ratio of *E,E*:*Z,E* isomers displayed in brackets.

All the above-described findings suggest a reaction mechanism similar to that reported for rhodium(III) using olefinic substrates (**Scheme 4**, top).^{7,8d} First, the active chloride-free ruthenium(II) species *in situ* formed due to the reaction with AgSbF_6 that precipitates AgCl . The vinylic C-H bond of the substrate is activated with assistance of the ester directing group resulting in a five-membered ruthenacycle with release of acetic acid (experimentally detected in the reaction mixture at the end of the catalysis). Coordination and regioselective insertion of a second vinyl derivative followed by β -hydride elimination may result in the formation of the *Z,E* isomer. The ruthenium catalyst is likely regenerated by oxidation with copper(II). It is relevant to highlight that $\text{Cu}(\text{OAc})_2$ might also serve as a source of acetate ligands that may assist in the C-H bond activation step.¹⁵ Note that a different mechanism may operate to the formation, albeit in low yield, of the 1,4-diphenyl-1,3-butadiene (**2I**) that lacks ester groups.

Based on previous reports from the literature,¹⁶ we reasoned that ruthenium-hydride or other decomposed ruthenium species could facilitate the isomerization towards the more thermodynamically favoured *E,E* isomer in the case of **2**. Although attempts to follow the catalysis by NMR spectroscopy studies in order to identify some catalytic

intermediates did not reveal successful, we performed isomerization studies on dibutyl maleate (**Scheme 4**, bottom). Under the catalytic conditions, isomerization towards dibutyl fumarate took place in a modest 13% yield (**Scheme 4**, bottom). This isomerization did not occur in the absence of the ruthenium pre-catalyst, thereby suggesting a ruthenium-catalysed event for the *Z,E* to *E,E* isomerization of **2** (**Scheme 4**, top). However, it cannot be ruled out that a different mechanism or catalytic event in the last step should operate for the formation of the major *E,E* isomer. Isomerization studies on ethyl (*Z*)-but-2-enoate, which structurally much resembles the *Z,E* isomer, led to decomposition of the starting material,

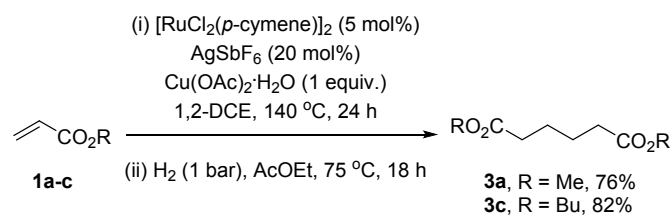


unfortunately.

Scheme 4. Plausible reaction mechanism (top) and isomerization study (bottom).

Lastly, in order to further show the relevance of the herein developed catalysis, we aimed at synthesizing the adipic ester derivatives **3** starting from acrylates **1**, *via* a one-pot two-step sequence in a single reaction vessel (**Scheme 5**). The first step involved the ruthenium-catalysed oxidative homo-coupling of **1**, whilst in the second step the reaction atmosphere was switched from argon to hydrogen using the remaining ruthenium species from the first step as hydrogenation catalysts.¹⁷ Consequently, products **3a** and **3c** were obtained respectively in isolated yields higher than 75% under this exceedingly mild reaction conditions ($P_{\text{H}_2} = 1$ bar and $T = 75$ °C) when compared to precedents in the literature involving a tandem ruthenium-catalysed tail-to-tail dimerization of acrylates followed by high pressures of molecular hydrogen (up to 15 bar).¹⁸ As control experiments, the hydrogenation of **2a** was performed exclusively with $[\text{Ru}(\text{MesCO}_2)_2(p\text{-cymene})]$ (10 mol%) as the pre-catalyst affording similar levels of reactivity and selectivity. No hydrogenation was observed using the silver and copper salts either solely or combined with each other. However, a filtration between the two steps was required to remove the inorganic salts that appear to poison the active ruthenium catalyst in the hydrogenation step. Overall, the presented strategy emphasizes the uniqueness of ruthenium catalysts to perform tandem reactions involving C-H bond

functionalizations and hydrogenations which might be considered as sustainable to some extent.¹⁹



Scheme 5. One-pot ruthenium-catalysed oxidative homo-coupling of **1** followed by *in situ* hydrogenation towards the synthesis of adipic acid ester derivative **3**.

In summary, we have shown that the oxidative homo-coupling between vinyl derivatives is feasible under ruthenium catalysis giving valuable 1,3-butadiene products that are straightforwardly engaged in hydrogenation sequences to form adipic ester derivatives. From a mechanistic point of view this contribution demonstrates that ruthenium catalysis enables both oxidative coupling and isomerization of the *Z,E* derivative towards the more thermodynamically favoured *E,E* isomer. Developments aiming at ligand design for ruthenium complexes should enlarge the substrate scope of this methodology.

This work was financially supported by CNRS, Université de Rennes 1 (Défis scientifiques 2020), ANR-JCJC (ANR-19-CE07-0039), Fondation Rennes 1 (MSc grant to RK), Region Bretagne (ARED 2020 N° 1715 - PAUSE College de France, PhD grant to NA).

Conflicts of interest

There are no conflicts to declare.

Notes and references

- (a) M. De Paolis, I. Chataigner and J. Maddaluno, *Topics Curr. Chem.*, 2012, **327**, 87; (b) P. Hubert, E. Seibel, C. Beemelmans, J.-M. Campagne and R. Marcia de Figueiredo, *Adv. Synth. Catal.*, 2020, **362**, 5532; (c) J. Cornil, A. Guerinet and J. Cossy, *Org. Biomol. Chem.*, 2015, **13**, 4129; (d) M. Gholami and R. R. Tykwinski, *Chem. Rev.*, 2006, **106**, 4997.
- N. Herrmann, D. Vogelsang, A. Behr and T. Seidensticker, *ChemCatChem*, 2018, **10**, 5342.
- For reviews, see: (a) C. Sambriago, D. Schönbauer, R. Blicek, T. Dao-Huy, G. Pototschnig, P. Schaaf, T. Wiesinger, M. F. Zia, J. Wencel-Delord, T. Besset, B. U. W. Maes and M. Schnürch, *Chem. Soc. Rev.*, 2018, **47**, 6603; (b) C. Liu, J. Yuan, M. Gao, S. Tang, W. Li, R. Shi and A. Lei, *Chem. Rev.*, 2015, **115**, 12138; (c) Z. Chen, B. Wang, J. Zhang, W. Yu, Z. Liu and Y. Zhang, *Org. Chem. Front.*, 2015, **2**, 1107. For recent examples of transition metal-catalysed olefinic C-H bond functionalizations to access 1,3-dienes, see: (d) Y. Sun, K. Meng, J. Zhang, M. Jin, N. Huang and G. Zhong, *Org. Lett.*, 2019, **21**, 4868; (e) T. Li, C. Shen, Y. Sun, J. Zhang, P. Xiang, X. Lu and G. Zhong, *Org. Lett.*, 2019, **21**, 7772; (f) K. Meng, Y. Sun, J. Zhang, K. Zhang, X. Ji, L. Ding and G. Zhong, *Org. Lett.*, 2019, **21**, 8219; (g) Y. Huang, L. Xu, F. Yu, W. Shen, X. Lu, L. Ding, L. Zhong, G. Zhong and J. Zhang, *J. Org. Chem.*, 2020, **85**, 7225; (h) Y. Zhu, F. Chen, D. Cheng, Y. Chen, X. Zhao, W. Wei, Y. Lu and J. Zhao, *Org. Lett.*, 2020, **22**, 8786; (i) Y. Huang, W.-J. Pana and Z.-X. Wang, *Org. Chem. Front.*, 2019, **6**, 2284; (j) Q. Zhao, V. Tognetti, L. Joubert, T. Besset, X. Pannecoucke, J.-P. Bouillon and T. Poisson, *Org. Lett.*, 2017, **19**, 2106.
- Y. Hatamoto, S. Sakaguchi and Y. Ishii, *Org. Lett.*, 2004, **6**, 4623.
- (a) Y.-H. Xu, J. Lu and T.-P. Loh, *J. Am. Chem. Soc.*, 2009, **131**, 1372; (b) Y.-H. Xu, W.-J. Wang, Z.-K. Wen, J. J. Hartley and T.-P. Loh, *Tetrahedron Lett.*, 2010, **51**, 3504; (c) J. Zhang and T.-P. Loh, *Chem. Commun.*, 2012, **48**, 11232; (d) X.-H. Hu, J. Zhang, X.-F. Yang, Y.-H. Xu and T.-P. Loh, *J. Am. Chem. Soc.*, 2015, **137**, 3169.
- H. Yu, W. Jin, C. Sun, J. Chen, W. Du, S. He and Z. Yu, *Angew. Chem. Int. Ed.*, 2010, **49**, 5792.
- (a) T. Besset, N. Kuhl, F. W. Patureau and F. Glorius, *Chem. Eur. J.*, 2011, **17**, 7167; (b) M. Bouladakis-Arapinis, M. N. Hopkinson and F. Glorius, *Org. Lett.*, 2014, **16**, 1630.
- (a) T. Zhu, Z. Li, F. Xiao and W.-L. Duan, *Tetrahedron Lett.*, 2018, **59**, 3238; (b) C. Yu, F. Li, J. Zhang and G. Zhong, *Chem. Commun.*, 2017, **53**, 533; (c) F. Li, C. Yu, J. Zhang and G. Zhong, *Org. Biomol. Chem.*, 2017, **15**, 1236; (d) R. Feng, W. Yu, K. Wang, Z. Liu and Y. Zhang, *Adv. Synth. Catal.*, 2014, **356**, 1501; (e) T.-J. Hu, M.-Y. Li, Q. Zhao, C.-G. Feng and G.-Q. Lin, *Angew. Chem. Int. Ed.*, 2018, **57**, 5871; (f) C. Li, W.-H. Li and L. Dong, *Org. Chem. Front.*, 2018, **5**, 3460; (g) T. Li, J. Zhang, C. Yu, X. Lu, L. Xu and G. Zhong, *Chem. Commun.*, 2017, **53**, 12926; (h) F. Li, C. Yu, J. Zhang and G. Zhong, *Org. Lett.*, 2016, **18**, 4582; (i) R. Lekkala, R. Lekkala, B. Moku and H.-L. Qin, *Org. Chem. Front.*, 2019, **6**, 796; (j) D. H. Dethe, N. C. Beeralingappa, S. Das and A. K. Nirpal, *Chem. Sci.*, 2021, **12**, 4367.
- Prizes accessed on July 15th 2021: palladium (2762 USD/OZ), rhodium (19450 USD/OZ), iridium (5850 USD/OZ) and ruthenium (750 USD/OZ).
- K. Wang, F. Hu, Y. Zhang and J. Wang, *Sci. China Chem.*, 2015, **58**, 1252.
- (a) M. Hirano, Y. Hiroi, N. Komine and S. Komiya, *Organometallics*, 2010, **29**, 3690; (b) M. Hirano and S. Komiya, *Coord. Chem. Rev.*, 2016, **314**, 182; (c) H. Tsujita, Y. Ura, S. Matsuki, K. Wada, T.-a. Mitsudo and T. Kondo, *Angew. Chem. Int. Ed.*, 2007, **46**, 5160; (d) H. Nakagawa, S. Sakaguchi and Y. Ishii, *Chem. Commun.*, 2003, 502; (e) E. Hauptman, S. Sabo-Etienne, P. S. White, M. Brookhart, J. M. Garner, P. J. Fagan and J. C. Calabrese, *J. Am. Chem. Soc.*, 1994, **116**, 8038; (f) T. Alderson, E. L. Jenner, R.V. Lindsey Jr., *J. Am. Chem. Soc.*, 1965, **87**, 5638; (g) R. J. McKinney, M. C. Colton, *Organometallics*, 1986, **5**, 1080.
- (a) Y.-C. Yuan, C. Bruneau, T. Roisnel and R. Gramage-Doria, *Catal. Sci. Technol.*, 2019, **9**, 4711; (b) Y.-C. Yuan, R. Kamaraj, C. Bruneau, T. Labasque, T. Roisnel and R. Gramage-Doria, *Org. Lett.*, 2017, **19**, 6404.
- (a) M. Hirano and S. Komiya, *Coord. Chem. Rev.*, 2016, **314**, 182-200; (b) S. Dérien, F. Monnier and P. H. Dixneuf, *Topics Organomet. Chem.*, 2004, **11**, 1-44; (c) B. M. Trost, F. D. Toste and A. B. Pinkerton, *Chem. Rev.*, 2001, **101**, 2067; (d) T. Naota, H. Takaya and S.-I. Murahashi, *Chem. Rev.*, 1998, **98**, 2599; (e) P. B. Arockiam, C. Bruneau and P. H. Dixneuf, *Chem. Rev.*, 2012, **112**, 5879.
- (a) K. Kashiwagi, R. Sugise, T. Shimakawa, T. Matuura, M. Shirai, F. Kakiuchi and S. Murai, *Organometallics*, 1997, **16**, 2233; (b) K. Kashiwagi, R. Yoji Sugise, T. Shimakawa, T. Matuura and M. Shirai, *J. Mol. Catal. A: Chem.*, 2007, **264**, 9.
- L. Ackermann, *Chem. Rev.*, 2011, **111**, 1315.
- (a) M. B. Dinger and J. C. Mol, *Eur. J. Inorg. Chem.*, 2003, 2827; (b) S. H. Hong, M. W. Day and R. H. Grubbs, *J. Am. Chem. Soc.*, 2004, **126**, 7414; (c) C. J. Yue, Y. Liu and R. He, *J. Mol. Catal. A: Chemical*, 2006, **259**, 17; (d) M. Liniger, Y. Liu and Brian M. Stoltz, *J. Am. Chem. Soc.*, 2017, **139**, 13944; (e) R. Gramage-Doria, S. Achelle, C. Bruneau, F. Robin-le Guen, V. Dorcet and T. Roisnel, *J. Org. Chem.*, 2018, **83**, 1462; (f) C. Lujan and S. P. Nolan, *Catal. Sci. Technol.*, 2012, **2**, 1027.
- (a) C. Bruneau and R. Gramage-Doria, *Adv. Synth. Catal.*, 2016, **358**, 3847; (b) R. Gramage-Doria, S. Achelle, C. Bruneau, F. Robin-le Guen, V. Dorcet and T. Roisnel, *J. Org. Chem.*, 2018, **83**, 1462.
- P. K. Maity and J. A. Tunge, *ChemCatChem*, 2018, **10**, 3419.
- R. Gramage-Doria and C. Bruneau, *Coord. Chem. Rev.*, 2021, **428**, 21362.