



HAL
open science

1-(4-Formyl-2,6-dimethoxyphenoxy)-4-chlorobut-2-yne

Jérôme Husson

► **To cite this version:**

Jérôme Husson. 1-(4-Formyl-2,6-dimethoxyphenoxy)-4-chlorobut-2-yne. Molbank, 2021, 2021 (3), pp.M1252. <10.3390/M1252>. <hal-03330051>


HAL Id: hal-03330051

<https://hal.science/hal-03330051v1>

Submitted on 7 Sep 2021

HAL is a multi-disciplinary open access archive for the deposit and dissemination of scientific research documents, whether they are published or not. The documents may come from teaching and research institutions in France or abroad, or from public or private research centers.

L'archive ouverte pluridisciplinaire HAL, est destinée au dépôt et à la diffusion de documents scientifiques de niveau recherche, publiés ou non, émanant des établissements d'enseignement et de recherche français ou étrangers, des laboratoires publics ou privés.



Distributed under a Creative Commons CC BY 4.0 - Attribution - International License

Short Note

1-(4-Formyl-2,6-dimethoxyphenoxy)-4-chlorobut-2-yne

Jérôme Husson 

Institut Utinam UMR CNRS 6213, UFR Sciences et Techniques, Université de Bourgogne-Franche-Comté, 16 Route de Gray, 25030 Besançon, France; jerome.husson@univ-fcomte.fr; Tel.: +33-3-81666291

Abstract: A reaction of biomass-derived aldehyde synringaldehyde and half an equivalent of 1,4-dichlorobut-2-yne was attempted in order to obtain a bis-aldehyde with an alkyne spacer. The reaction was carried out in a basic media to effect bis *O*-alkylation, as described in literature for the preparation of structurally similar compounds. Nevertheless, only mono alkylation was observed.

Keywords: *O*-alkylation; Williamson reaction; ether derivatives; alkyne derivatives

1. Introduction

Alkyne derivatives are important in organic chemistry. For instance, the alkyne function is found in various chemicals (synthetic or natural ones) with applications in medicinal chemistry or material chemistry, just to name a few (Figure 1) [1–4].



Citation: Husson, J. 1-(4-Formyl-2,6-dimethoxyphenoxy)-4-chlorobut-2-yne. *Molbank* **2021**, *2021*, M1252. <https://doi.org/10.3390/M1252>

Academic Editor: Nicholas E. Leadbeater

Received: 21 June 2021

Accepted: 9 July 2021

Published: 21 July 2021

Publisher's Note: MDPI stays neutral with regard to jurisdictional claims in published maps and institutional affiliations.



Copyright: © 2021 by the author. Licensee MDPI, Basel, Switzerland. This article is an open access article distributed under the terms and conditions of the Creative Commons Attribution (CC BY) license (<https://creativecommons.org/licenses/by/4.0/>).

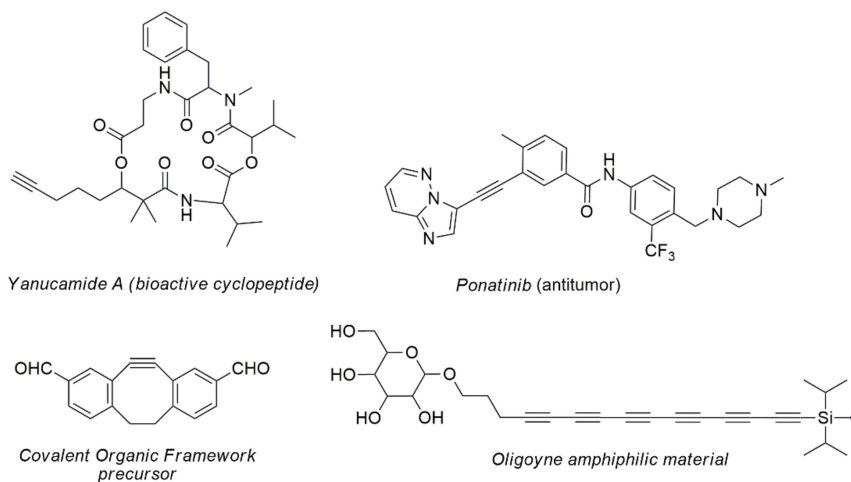


Figure 1. Selected examples of alkyne-containing molecules used as drugs or in material chemistry.

Additionally, alkyne derivatives are valuable intermediates for the preparation of other compounds, through the transformation of the carbon-carbon triple bond (Figure 2) [5–9], A typical example being the Huisgen reaction [10–12].

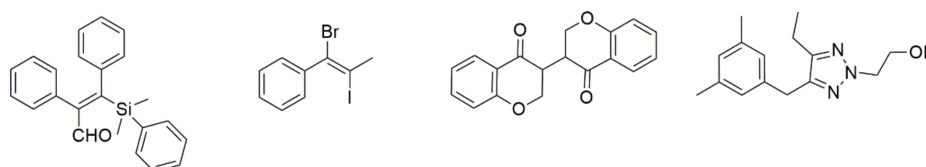


Figure 2. Selected examples of chemicals that were prepared through transformation of a carbon-carbon triple bond.

Finally, alkyne-containing molecules can be used for the preparation of a broad range of coordination compounds through a reaction with metallic centers (Figure 3).

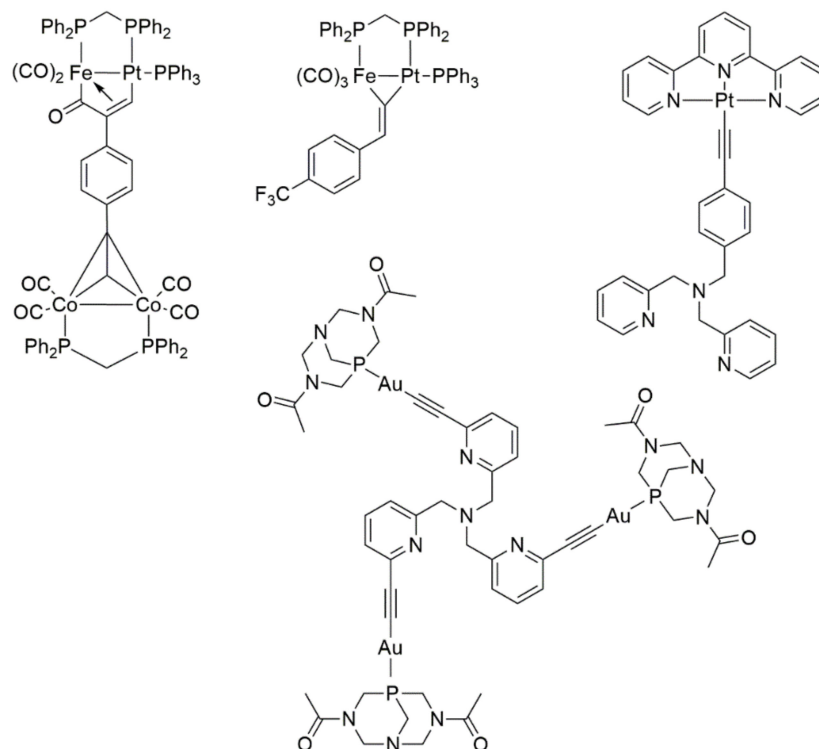


Figure 3. Selected examples [13–16] of coordination compounds obtained from alkyne-containing molecules.

Consequently, the preparation of new alkyne-containing chemicals is still of interest. This paper describes how 1-(4-formyl-2,6-dimethoxyphenoxy)-4-chlorobut-2-yne (**1**) was obtained as the only product in an attempt to prepare bis-aldehyde (**2**) with the reaction of biomass-derived syringaldehyde with 1,4-dichlorobut-2-yne (Figure 4).

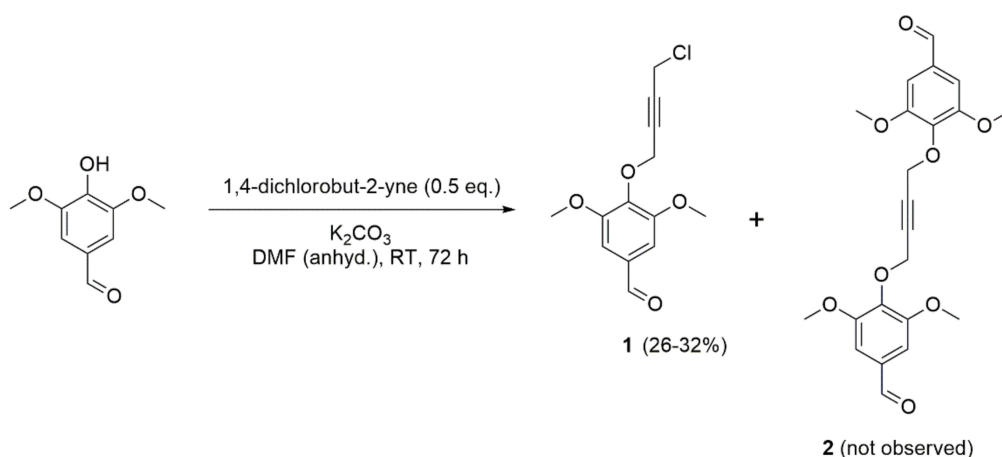


Figure 4. Synthetic scheme for the preparation of 1-(4-formyl-2,6-dimethoxyphenoxy)-4-chlorobut-2-yne.

2. Results

The biomass-derived syringaldehyde [17] was reacted with 0.5 equivalent of 1,4-dichlorobut-2-yne, using potassium carbonate as a base in dimethylformamide at room

temperature for 72 h. While monitoring the reaction with TLC (silica gel; cyclohexane/ethyl acetate 7:3 by volume), only a single compound was noticed, and after 72 h, no further evolution of the reaction was observed. With no reference in hand, it was first believed that the observed TLC spot was for the desired compound **2**. Nevertheless, after treatment, purification, and characterization, it appeared that the isolated compound was monoaldehyde **1** instead of the desired bis-aldehyde **2**.

Compound **1** was identified by ^1H and ^{13}C -NMR spectroscopy. Specifically, two triplets were observed in ^1H -NMR spectrum that accounted for the two $-\text{CH}_2-$ that were coupled together ($^5J = 2.0$ Hz) through the triple bond. Multiplicities, coupling constants, and chemical shifts for the $-\text{O}-\text{CH}_2-$ and the $-\text{CH}_2-\text{Cl}$ parts of the molecule were consistent to those previously reported for similar 1-aryloxy-4-chlorobut-2-yne derivatives [18–21]. This further confirms the structure of **1**. All other signals appear as singlet due to the symmetry of the aromatic part of the molecule (Figure 5 and Supplementary Materials).

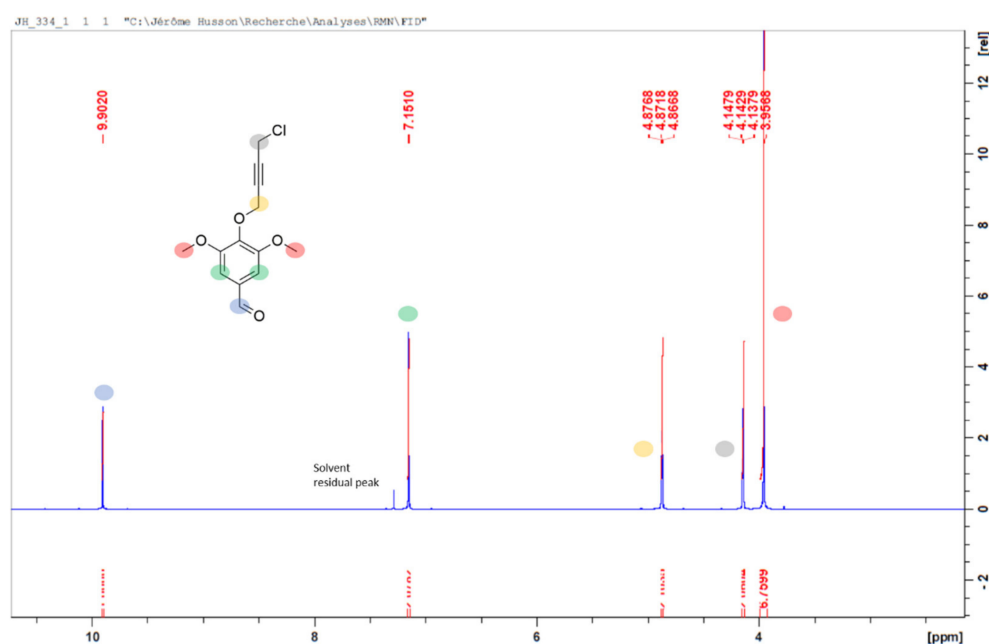


Figure 5. ^1H -NMR spectrum of compound **1**.

The ^{13}C -NMR spectrum exhibited 10 signals which agreed with the structure of compound **1**. Finally, the recorded mass spectra of compound **1** fully agreed with the proposed structure since the molecular peak $[\text{M} + \text{Na}]^+$ ($m/z = 291.03818$) as well as the isotopic distribution fit with the calculated spectrum (Supplementary Materials).

3. Discussion

The obtention of only **1** was quite unexpected, as several reports [22–37] describe the synthesis of diversely substituted 1,4-bisaryloxybut-2-yne from the reaction of various phenols with 1,4-dichlorobut-2-yne in different basic media.

The problem is clearly not linked to the force of the base that is used (potassium carbonate). In fact, one equivalent of syringaldehyde was able to react, indicating that deprotonation was effective.

Since nucleophilic substitutions onto chloro- derivatives are generally slow, one experiment was carried out in refluxing DMF with the aim to increase reaction kinetics. After an hour of reaction, TLC indicated the complete consumption of syringaldehyde. However, in this case, an intractable mixture of compounds was obtained, and it was not possible to recover any product. Additionally, reacting syringaldehyde and 1,4-dichlorobut-2-yne in a one-to-one ratio (instead of 1:0.5) under the same conditions (room temperature, 72 h) afforded **1** at 21%. This further confirms the low reactivity under these conditions. Con-

sequently, it is necessary to investigate other reaction conditions in order to obtain the desired compound 2.

4. Materials and Methods

All reagents were purchased from ACROS Organics (Geel, Belgium) and used as received. Anhydrous dimethylformamide (DMF) was obtained by drying HPLC grade DMF onto a solvent purification system PS-MD-5 (Innovative Technologies, Amesbury, MA, USA). Flash chromatography was carried out on a Combiflash Rf+ Lumen (Teledyne ISCO, Lincoln, NE, USA) using Redisep Rf silica column (Teledyne ISCO, Lincoln, NE, USA). ^1H and ^{13}C -NMR spectra were recorded on a Bruker AC 400 (Bruker, Wissembourg, France) at 400 and 100 MHz, respectively, using CDCl_3 as a solvent. The melting point was recorded with a Stuart SMP 10 melting point apparatus (Bibby Sterilin, Stone, UK) and was uncorrected. The infrared spectrum was recorded on a Bruker ALPHA II spectrometer (Bruker, Wissembourg, France) as KBr disc. HR-MS was recorded at Sayens SATT, Dijon, France.

1-(4-formyl-2,6-dimethoxyphenoxy)-4-chlorobut-2-yne (1): to a solution of syringaldehyde (1.458 g; 8.0 mmol) in anhydrous DMF (20 mL), potassium carbonate (1.216 g; 8.8 mmol) and 1,4-dichlorobut-2-yne (0.492 g; 4.0 mmol) were successively added. The reaction mixture was stirred at room temperature for 72 h and then poured onto water (200 mL). The pH of the solution was adjusted to 3 by the dropwise addition of 2M hydrochloric acid, and the aqueous layer was extracted with ethyl acetate (3×50 mL). Organic layers were combined, washed with brine (100 mL), dried over sodium sulphate, filtered, and concentrated under vacuo. The crude yellow product was purified by flash chromatography to obtain pure 1 as a white solid (0.280–0.340 g; 26%–32%). Mp = 103 °C. ^1H -NMR (CDCl_3 , 400 MHz), δ (ppm): 9.90 (s, 1H), 7.15 (s, 2H), 7.87 (t, 2H, $J = 2.0$ Hz), 4.14 (t, 2H, $J = 2.0$ Hz), 3.96 (s, 6H). ^{13}C -NMR (CDCl_3 , 100 MHz), δ (ppm): 191.0, 153.9, 140.7, 132.4, 106.4, 82.0, 81.7, 60.2, 56.3, 30.3. HR-MS: calc. for $[\text{C}_{13}\text{H}_{13}\text{ClO}_4 + \text{Na}]^+$ 291.03818, found 291.03946. IR (KBr disc): 2999, 2960, 1697, 1589 cm^{-1} .

5. Conclusions

The reaction between 1,4-dichlorobut-2-yne and syringaldehyde only led to monoalkylation of the latter even though the reaction conditions were expected to produce a dialkylation product. Experiments are currently in progress to obtain the dialkylated compound. Results will be reported in due course.

Supplementary Materials: The following are available online: ^1H and ^{13}C -NMR (and raw data files) spectra, HR-MS analysis report, IR spectrum, purification chromatogram, and copies of laboratory notebook.

Funding: This research did not receive specific funding.

Data Availability Statement: The data from this study are available in this paper and in its Supplementary Materials.

Conflicts of Interest: The author declares no conflict of interest.

References

1. Chai, Q.-Y.; Yang, Z.; Lin, H.-W.; Han, B.-N. Alkynyl-Containing Peptides of Marine Origin: A Review. *Mar. Drugs* **2016**, *14*, 216. [[CrossRef](#)] [[PubMed](#)]
2. Tan, F.H.; Putoczki, T.L.; Stylli, S.S.; Luwor, R.B. Ponatinib: A novel multi-tyrosine kinase inhibitor against human malignancies. *OncoTargets Ther.* **2019**, *12*, 635–645. [[CrossRef](#)]
3. Li, K.; Wong, N.K.; Strauss, M.J.; Evans, A.M.; Matsumoto, M.; Dichtel, W.R.; Adronov, A. Postsynthetic Modification of a Covalent Organic Framework Achieved via Strain-Promoted Cycloaddition. *J. Am. Chem. Soc.* **2021**, *143*, 649–656. [[CrossRef](#)] [[PubMed](#)]
4. Schrettl, S.; Contal, E.; Hoheisel, T.N.; Fritzsche, M.; Balog, S.; Szilluweit, R.; Frauenrath, H. Facile synthesis of oligoyne amphiphiles and their rotaxanes. *Chem. Sci.* **2015**, *6*, 564–574. [[CrossRef](#)]

5. Alabugin, I.V.; Gonzalez-Rodriguez, E.; Kawade, R.K.; Stepanov, A.A.; Vasilevsky, S.F. Alkyne as Synthetic Equivalents of Ketones and Aldehydes: A Hidden Entry into Carbonyl Chemistry. *Molecules* **2019**, *24*, 1036. [[CrossRef](#)]
6. Matsuda, I.; Ogiso, A.; Sato, S.; Izumi, Y. An Efficient Silylformylation of Alkynes Catalyzed by $Rh_4(CO)_{12}$. *J. Am. Chem. Soc.* **1989**, *111*, 2332–2333. [[CrossRef](#)]
7. Lei, Y.-R.; Liang, J.-Y.; Wang, Y.-J.; Chen, Z. Preparation of vicinal hetero 1,2-dihalo-olefins by using aqueous hydrohalic acid. *Tetrahedron Lett.* **2021**, *70*, 152968. [[CrossRef](#)]
8. Zhao, M.; Liu, J.-L.; Liu, H.-F.; Chen, J.; Zhou, L. Construction of Bisbenzopyrone via *N*-Heterocyclic Carbene Catalyzed Intramolecular Hydroacylation-Stetter Reaction Cascade. *Org. Lett.* **2018**, *20*, 2676–2679. [[CrossRef](#)]
9. Pribut, N.; Veale, C.G.; Basson, A.E.; van Otterlo, W.A.L.; Pelly, S.C. Application of the Huisgen cycloaddition and ‘click’ reaction toward various 1,2,3-triazoles as HIV non-nucleoside reverse transcriptase inhibitors. *Bioorg. Med. Chem. Lett.* **2016**, *26*, 3700–3704. [[CrossRef](#)]
10. Ma, J.; Ding, S. Transition Metal-Catalyzed Cycloaddition of Azides with Internal Alkynes. *Asian J. Org. Chem.* **2020**, *9*, 1872–1888. [[CrossRef](#)]
11. Lutz, J.F. 1,3-Dipolar Cycloadditions of Azides and Alkynes: A Universal Ligation Tool in Polymer and Materials Science. *Angew. Chem. Int. Ed.* **2007**, *46*, 1018–1025. [[CrossRef](#)] [[PubMed](#)]
12. Fantoni, N.Z.; El-Sagheer, A.H.; Brown, T. A Hitchhiker’s Guide to Click-Chemistry with Nucleic Acids. *Chem. Rev.* **2021**, *121*, 7122–7154. [[CrossRef](#)] [[PubMed](#)]
13. Mohamed, A.S.; Jourdain, I.; Knorr, M.; Boullanger, S.; Brieger, L.; Strohmman, C. Heterodinuclear Diphosphane-Bridged Iron-Platinum Diyne Complexes as Metalloligands for the Assembly of Polymetallic Systems (Fe, Pt, Co). *J. Clust. Sci.* **2019**, *30*, 1211–1225. [[CrossRef](#)]
14. Jourdain, I.; Knorr, M.; Strohmman, C.; Unkelbach, C.; Rojo, S.; Gomez-Iglesias, P.; Villafane, F. Reactivity of Silyl-Substituted Iron–Platinum Hydride Complexes toward Unsaturated Molecules: 4. Insertion of Fluorinated Aromatic Alkynes into the Platinum–Hydride Bond. Synthesis and Reactivity of Heterobimetallic Dimetallacylopentenone, Dimetallacyclobutene, μ -Vinylidene, and μ_2 - σ -Alkenyl Complexes. *Organometallics* **2013**, *32*, 5343–5359.
15. Wong, Y.-S.; Ng, M.; Yeung, M.C.-L.; Yam, V.W.-W. Platinum(II)-Based Host-Guest Coordination-Driven Supramolecular Co-Assembly Assisted by Pt•••Pt and π – π Stacking Interactions: A Dual-Selective Luminescence Sensor for Cations and Anions. *J. Am. Chem. Soc.* **2021**, *143*, 973–982. [[CrossRef](#)] [[PubMed](#)]
16. Pinto, A.; Spigolon, G.; Gavara, R.; Zonta, C.; Licini, G.; Rodriguez, L. Tripodal gold(I) polypyridyl complexes and their Cu^+ and Zn^{2+} heterometallic derivatives. Effects on luminescence. *Dalton Trans.* **2020**, *49*, 14613–14625. [[CrossRef](#)]
17. Ibrahim, M.N.M.; Sriprasanthi, R.B.; Shamsudeen, S.; Adam, F.; Bhawani, S.A. A Concise Review of the Natural Existence, Synthesis, Properties, and Applications of Syringaldehyde. *BioResources* **2012**, *7*, 4377–4399.
18. Hillard, J.; Reddy, K.V.; Majumbar, K.C.; Thyagarajan, B.S. A New Synthesis of 2,3-Disubstituted Indoles. *J. Heterocycl. Chem.* **1974**, *11*, 369–375. [[CrossRef](#)]
19. Arnone, A.; Cardillo, R.; Nasini, G.; Vajna de Pava, O. Two Cinnamic Allenic Ethers from the Fungus *Clitocybe Eucalyptorum*. *Phytochemistry* **1993**, *32*, 1279–1281. [[CrossRef](#)]
20. Canceill, J.; Collet, A.; Gottarelli, G.; Palmieri, P. Synthesis and Exciton Optical Activity of D_3 -Cryptophanes. *J. Am. Chem. Soc.* **1987**, *109*, 6454–6464. [[CrossRef](#)]
21. Padiál, N.M.; Hernandez-Cervantes, C.; Munoz-Bascon, J.; Roldan-Molina, E.; Garcia-Martinez, M.; Ruiz-Muelle, A.B.; Rosales, A.; Alvarez-Corral, M.; Munoz-Dorado, M.; Rodriguez-Garcia, I.; et al. Ti-Catalyzed Synthesis of Exocyclic Allenes on Oxygen Heterocycles. *Eur. J. Org. Chem.* **2017**, *7*, 639–645. [[CrossRef](#)]
22. Michaux, J.; Poirot, R.; Einhorn, J.; Bessières, B. Co(I) catalyzed yne-ene-yne [2+2+2] cycloaddition: Synthesis of highly strained pentacyclic bis-lactones. A new access to tetraaryl *N*-hydroxyphthalimides. *Tetrahedron Lett.* **2014**, *55*, 2849–2852. [[CrossRef](#)]
23. Yusuf, M.; Samdhian, V.; Jain, P. Synthesis, Characterization, and Antimicrobial Studies of New Rigid Linker-Based Bispyrazolines. *J. Heterocycl. Chem.* **2015**, *52*, 260–266. [[CrossRef](#)]
24. Yusuf, M.; Manpreet, K.; Jain, P. Synthesis and Antimicrobial Evaluations of 1,3,4-Thiadiazoline-based Bisheterocyclics. *J. Heterocycl. Chem.* **2015**, *52*, 692–700. [[CrossRef](#)]
25. Kiehlmann, E.; Li, E.P.-M.; Millar, J.G. The Claisen rearrangement of 1,4-bis(*m*-methoxyphenoxy)-2-butyne. *Can. J. Chem.* **1986**, *64*, 1989–1997. [[CrossRef](#)]
26. Toda, F.; Nakagawa, M. Cyclic Acetylenes. V. Syntheses and Properties of Strained Cyclic Ethers of *o,o'*-Dihydroxydiphenyldiacetylene. *Bull. Chem. Soc. Jpn.* **1961**, *34*, 862–874. [[CrossRef](#)]
27. Yusuf, M.; Solanki, I.; Jain, P. Synthesis and antimicrobial studies of new N,N' -[5,5'-(2,2'-(bis-alkoxy)bis(2,1-phenylene))]bis(4-acetyl-4,5-dihydro-1,3,4-thiadiazole-5,2-diy)]diacetamide. *J. Chem. Sci.* **2012**, *124*, 703–715. [[CrossRef](#)]
28. Yusuf, M.; Saloni, T. Multicomponent synthesis of new bis(pyranopyrazoles) and their antimicrobial-antioxidant evaluations. *J. Serb. Chem. Soc.* **2019**, *84*, 119–128. [[CrossRef](#)]
29. Yusuf, M.; Saloni, T. Bis(4,5-dihydropyrazole) Derivatives: Synthesis, Characterization and Antimicrobial-Antioxidant Evaluations. *Asian J. Chem.* **2018**, *30*, 2097–2102. [[CrossRef](#)]
30. Naidu, B.N.; Wang, T.; Peese, K.; Yin, Z.; Zhang, Z.; Kadow, J.F.; Patel, M. Pyrazolopyrimidine Macrocycles as Inhibitors of Human Immunodeficiency Virus Replication. U.S. Patent WO2015126743, 20 August 2015.

31. Behm, R.; Gloeckner, C.; Grayson, M.A.; Gross, M.L.; Gokel, G.W. Pyxophanes: Selective gas phase ion complexation by 1,6,13,18-tetraoxa[6.6]paracyclophane-3,15-diyne. *Chem. Commun.* **2000**, *23*, 2377–2378. [[CrossRef](#)]
32. Eid, C.N.; Knobler, C.B.; Gronbeck, D.A.; Cram, D.J. Binding Properties of Two New Hemicarcerands Whose Hemicarceplexes Undergo Chemical Reactions without Guest Release. *J. Am. Chem. Soc.* **1994**, *116*, 8506–8515. [[CrossRef](#)]
33. Lustenberger, P.; Martinborough, E.; Mordasini Denti, T.; Diederich, F. Geometrical optimization of 1,1'-binaphthalene receptors for enantioselective molecular recognition of excitatory amino acid derivatives. *J. Chem. Soc. Perkin Trans.* **1998**, *4*, 747–761. [[CrossRef](#)]
34. Canceill, J.; Collet, A. Two-step Synthesis of D_3 and C_{3h} Cryptophanes. *J. Chem. Soc. Chem. Commun.* **1988**, *9*, 582–584. [[CrossRef](#)]
35. Thyagarajan, B.S.; Balasubramanian, K.K.; Bhima Rao, R. Studies in Claisen Rearrangement-II 2-Butyn-1,4-diyl Bis-(aryl ethers). *Tetrahedron* **1965**, *21*, 2289–2295. [[CrossRef](#)]
36. Davis, A.C.; Hunter, R.F. Polymerisation of Acetylene Derivatives. III. Polymerization of a Dimer of 4-Penten-2-yn-1-ol and Attempted Polymerisation and Copolymerisation with Styrene of 1:1:3:3:6-Pentamethyl-4-isopropenylisocoumaran, 1:4-Di-*p*-chlorophenoxy-2-butyne, and 2-Methyl-2-isopropenyl-4-methyloldioxolan. *J. Appl. Chem.* **1959**, *9*, 660–664.
37. Rudolf, W.-D.; Janietz, D. Intramolekulare 1,3-dipolare Cycloadditionen von Arylaziden mit Alkynylsubstituenten. *J. Prakt. Chem.* **1987**, *1*, 55–61. [[CrossRef](#)]