



**HAL**  
open science

## Extended phenotypes: buffers or amplifiers of climate change?

H Arthur Woods, Sylvain Pincebourde, Michael E Dillon, John S Terblanche

► **To cite this version:**

H Arthur Woods, Sylvain Pincebourde, Michael E Dillon, John S Terblanche. Extended phenotypes: buffers or amplifiers of climate change?. *Trends in Ecology & Evolution*, 2021, 36 (10), pp.889-898. 10.1016/j.tree.2021.05.010 . hal-03320821

**HAL Id: hal-03320821**

**<https://hal.science/hal-03320821v1>**

Submitted on 5 Oct 2021

**HAL** is a multi-disciplinary open access archive for the deposit and dissemination of scientific research documents, whether they are published or not. The documents may come from teaching and research institutions in France or abroad, or from public or private research centers.

L'archive ouverte pluridisciplinaire **HAL**, est destinée au dépôt et à la diffusion de documents scientifiques de niveau recherche, publiés ou non, émanant des établissements d'enseignement et de recherche français ou étrangers, des laboratoires publics ou privés.

# Trends in Ecology and Evolution

## Extended phenotypes: buffers or amplifiers of climate change?

--Manuscript Draft--

<b>Manuscript Number:</b>	TREE-D-21-00054R1
<b>Article Type:</b>	Opinion
<b>Keywords:</b>	Evolution; microclimate; niche construction; plasticity; temperature
<b>Corresponding Author:</b>	Arthur Woods University of Montana Missoula, MT UNITED STATES
<b>First Author:</b>	H. Arthur Woods
<b>Order of Authors:</b>	H. Arthur Woods Sylvain Pincebourde Michael E. Dillon John S. Terblanche
<b>Abstract:</b>	Historic approaches to understanding biological responses to climate change have viewed climate as something external that happens to organisms. Organisms, however, at least partially influence their own climate experience by moving within local mosaics of microclimates. Such behaviors are increasingly being incorporated into models of species distributions and climate sensitivity. Less attention has focused on how organisms alter microclimates via extended phenotypes -- phenotypes that extend beyond the organismal surface, including structures that are induced or built. We argue that predicting the consequences of climate change for organismal performance and fitness will depend on understanding the expression and consequences of extended phenotypes, the microclimatic niches they generate, and the power of plasticity and evolution to shape those niches.

[Click here to view linked References](#)

*Opinion*

## **Extended phenotypes: buffers or amplifiers of climate change?**

H. Arthur Woods<sup>1</sup>, Sylvain Pincebourde<sup>2</sup>, Michael E. Dillon<sup>3</sup>, John S. Terblanche<sup>4</sup>

<sup>1</sup>Division of Biological Sciences, University of Montana, Missoula, MT 59812 USA, <sup>2</sup>Institut de Recherche sur la Biologie de l'Insecte, UMR 7261, CNRS - Université de Tours, 37200 Tours, France, <sup>3</sup>Department of Zoology & Physiology and Program in Ecology, University of Wyoming, Laramie, WY 82071, USA,

<sup>4</sup>Department of Conservation Ecology and Entomology, Stellenbosch University, South Africa

**Keywords:** evolution, microclimate, niche construction, plasticity, temperature

## Abstract

1 Historic approaches to understanding biological responses to climate change have viewed  
2 climate as something external that happens to organisms. Organisms, however, at least partially  
3 influence their own climate experience by moving within local mosaics of microclimates. Such  
4 behaviors are increasingly being incorporated into models of species distributions and climate  
5 sensitivity. Less attention has focused on how organisms alter microclimates via extended  
6 phenotypes -- phenotypes that extend beyond the organismal surface, including structures that  
7 are induced or built. We argue that predicting the consequences of climate change for  
8 organismal performance and fitness will depend on understanding the expression and  
9 consequences of extended phenotypes, the microclimatic niches they generate, and the power  
10 of plasticity and evolution to shape those niches.

## Extended phenotypes and organismal responses to climate change

11 Among biologists, a rough consensus has emerged about the biological effects of climate  
12 change [1]. The consensus in part reflects widespread agreement about how climates around  
13 the globe are changing [2]. It also reflects a shared view of causality in which organisms react  
14 physiologically and behaviorally to externally imposed shifts in climate. This philosophy is  
15 exemplified by the use of **species distribution models** (see Glossary) and environmental niche  
16 models to forecast climate-related vulnerability [3,4], and by **mechanistic models** that explicitly  
17 consider organismal performance in relation to variable abiotic conditions (primarily  
18 temperature) and organismal tolerance limits [5]. Such models have been extended recently by  
19 agent-based models [6] that explicitly include behavioral plasticity [7], and by integral projection  
20 models that integrate information on genetics, population structure, individual states,  
21 stochasticity, and climate to predict evolutionary trajectories [8].

22 Here we propose that the predictive utility of these models may be enhanced by  
23 considering an underappreciated component of climate-organism interactions -- that organisms  
24 alter their experience of climate via their **extended phenotypes**. Extended phenotypes refer to  
25 traits that extend beyond an organism's surface into the environment surrounding it, as  
26 articulated from the point of view of genes by Dawkins [9] and of organisms by Turner [10].

27 Extended phenotypes are remarkably common [11] (**Figure 1**). They include externally  
28 induced or built structures such as burrows and nests of mammals and birds, the nests of

29 termites and ants, organisms which account for a large fraction of animal biomass on earth, and  
30 the many structures induced or constructed by arthropods in different phases of their life cycle,  
31 including galls, feeding galleries, burrows, above-ground nests, pupation structures, and  
32 reproductive structures. Extended phenotypes also emerge when organisms exchange energy  
33 and materials with their local environments [12] or modify the structure or texture of local  
34 materials [10,13]. Importantly, many species use structures built by other species, with varying  
35 levels of maintenance or modification of the structure required, and in some instances,  
36 substantial energetic consequences (e.g.[14]) – the link between extended phenotype and  
37 **ecosystem engineering** is tight.

38         Depending on size, materials, and structure, extended phenotypes may buffer or amplify  
39 the effects of climate change, and any such effects may be age- or time-dependent. The  
40 consequences of extended phenotypes for the organisms that build them will depend critically  
41 on the kinds and magnitudes of plasticity that extended phenotypes exhibit, on heritabilities of  
42 underlying behavioral and physiological traits, and on how plasticity shapes selection on the  
43 entire organism - extended phenotype system. Because temperature in terrestrial systems is the  
44 focus of most published studies, our ideas below reflect this bias. Nevertheless, climate change  
45 is multifactorial (i.e., involving diverse concurrent stressors) [2], and the general ideas apply also  
46 to other physical factors and to marine and freshwater biomes.

47

## 48 **The origin of microclimatic niches**

49 Individuals live in localized sets of conditions, their **microclimates**, which have extents that  
50 scale to body size [15]. It is well known that organisms can modify their microclimatic  
51 experience by moving among local patches [7,16,17]. Moving even a few millimeters or  
52 centimeters, for example, may be enough to alter body temperatures by 5 – 10 °C for small leaf-  
53 dwelling arthropods [18], for intertidal gastropods [19], or for spiders exploiting vertical  
54 temperature gradients under rocks into the soil [20]. The spatial configuration of such local  
55 mosaics, and the capacity of organisms to move within them, can be critically important for  
56 avoiding thermal stress [18,21,22] and thus for coping with more frequent high-temperature  
57 events during climate warming [23].

58         Both movement and extended phenotypes are forms of **niche construction**, which  
59 refers broadly to the effects that organisms have on their local habitats and microclimates [24–  
60 26]. A key idea in niche construction is that altered conditions *constructed in part by the*  
61 *organisms themselves* feedback to affect their own performance, ecology, and evolution. In this  
62 sense, extended phenotypes and niche construction are complementary: calling an external

63 structure or condition ‘an extended phenotype’ emphasizes the role of the organism in building  
64 or shaping it, whereas calling it ‘niche construction’ emphasizes its feedback onto the  
65 performance and fitness of the organism [12].

66         The microclimatic niches produced by extended phenotypes determine how individuals  
67 experience climate variation and climate change (Figure 1, **Box 1**). In particular, they determine  
68 how much warming is transferred into the extended phenotype (the structure) and to what  
69 extent plasticity in structure, use of materials, or design can alter organismal performance via  
70 changes in the construction of the microclimate. Indeed, shifts in climate that switch a buffering  
71 structure into an amplifying structure, with effects that cannot be combatted via plasticity, may  
72 trap organisms and populations in destructive microclimatic extremes of their own making.  
73 Conversely, effective buffering via plasticity can minimize the negative effects of climate  
74 change. We expect also that the structure and function of extended phenotypes will vary with  
75 climatic gradients (e.g., latitude, altitude). For example, we predict that extended phenotypes  
76 from cold climates will generally function to warm microclimates above local ambient air  
77 temperatures or to prevent heat loss from organisms, whereas extended phenotypes from warm  
78 climates will exhibit cooling functions. These expectations appear to be fulfilled by intra- and  
79 interspecific variation in the morphology of bird nests, which show strong correlations with  
80 climatic conditions [27]. Zebra finches, for example, build larger, warmer nests in cool conditions  
81 [28], while the dome (a roof of grass built over the nest cup) may shade eggs and chicks and  
82 keep them from overheating in very hot conditions [29].

83

## 84 **Extended phenotypes as amplifiers or buffers**

85

86 An extended phenotype can alter environmental fluctuations depending on the dynamics of the  
87 **heat budget** [15], with outcomes reflecting two biophysical rules. First, size matters. In the  
88 same way that larger ectotherms have longer time constants for heating and cooling [30], so do  
89 larger structures that animals build. Larger constructed niches dampen thermal fluctuations,  
90 filtering out high-frequency fluctuations and therefore short-term extremes in macroclimatic  
91 conditions. Thus, e.g., large bird nests or insect mounds often heat and cool slowly enough that  
92 their inhabitants escape daily extremes. Larger structures also allow for more complex internal  
93 plumbing that can facilitate air movements used to stabilize temperature or ventilate gases (e.g.,  
94 in bee hives or termite mounds) (see [31]). Such advantages, however, can disappear on longer  
95 time scales: the larger thermal inertia of large structures may trap inhabitants in high heat  
96 conditions as average temperatures continue to climb. In addition, organisms with larger or

97 more elaborate extended phenotypes give up freedom of movement and scope for plasticity via  
98 behavioral flexibility. Lastly, heat tolerance interacts with body size in complex ways. In general,  
99 small animals are more resistant to short-term heat extremes but less resistant to long-term  
100 exposure [32], and acclimation capacity typically increases with body size [33]. Consequently,  
101 size directly modifies an organism's experience of climate [17] and sets the bounds within which  
102 the organism can modify that experience using behavior and physiology.

103         Second, how much a structure amplifies or buffers its residents (**Figure 2A**) will depend  
104 on how it alters components of their heat budgets [34], including conduction, radiation,  
105 convection, and evaporation. Extended phenotypes often are buffering because they are  
106 coupled by conduction to much larger, more thermally stable objects (large rocks, tree trunks, or  
107 the Earth itself, i.e., underground). As with animal surfaces [35], the color and structure of  
108 extended phenotypes have complex effects on radiative exchange. Silk tents built by  
109 caterpillars, and also galls, rolled leaves, and leaf mines, may to differing degrees reflect or  
110 absorb both solar and long wavelength radiation, altering local microclimates [36,37]. Diverse  
111 bird species alter the positioning of nests to manipulate radiative load in relation to latitude,  
112 altitude, and season [38] (Table 1). Plovers (*Charadrius melodus*), for instance, ensure that  
113 eggs experience cooler temperatures by laying them near white pebbles, which reflect more  
114 solar radiation [39]. Bird nest placement and materials also alter convective and evaporative  
115 heat exchange (reviewed by [40]; Table 1). Construction materials that maintain high humidity  
116 minimize water loss by eggs and also provide evaporative cooling [38], a benefit in the heat but  
117 also a potential liability when temperatures fall. For all of these reasons, amplifiers are rather  
118 rare in the animal kingdom (Table 1).

## 119 **Flexible behaviors and the plasticity of extended phenotypes**

120 Broadly speaking, behavior is likely to be a major compensatory process for coping with climate  
121 change [41–43]. Because extended phenotypes often (but not always) reflect behaviors of their  
122 builders, we expect extended phenotypes to show extensive plasticity in response to local  
123 conditions and cues (Figure 2B). Some of the best examples of behavioral plasticity that  
124 underlies niche construction are from termite mounds and bird nests (Figure 1, **Table 1**). In  
125 Africa, subterranean termite mounds extend well above the ground surface, and mound  
126 architecture is altered via collective behaviors so that colony temperature, humidity, and gas  
127 concentrations remain within narrow ranges [10,44]. In addition, many birds adjust nest design  
128 and placement in response to predictable variation in environmental conditions [40,45]. In zebra  
129 finches (*Taeniopygia guttata*), however, nest plasticity reflects temperature only during the first

130 reproductive event, with second nests built like the first nests regardless of ambient temperature  
131 [28]. Thus, although some extended phenotypes clearly are modified by behavioral plasticity,  
132 limited data preclude generalizations about whether behavioral plasticity will be sufficient to  
133 contend with ambient climate warming.

134         Likewise, the mechanistic roles of plasticity in physiological traits underlying extended  
135 phenotypes are seldom documented [46] (Table 1). For example, the silk structures of tent  
136 caterpillars interact strongly with incoming radiation [36]. It is unknown, however, whether the  
137 temperature history of caterpillars drives plasticity in silk biochemistry or whether local  
138 microclimatic conditions alter the properties of extruded silk [47]. Such effects are likely,  
139 however, and may have cascading feedbacks on tent temperature. Similarly, the structure of  
140 insect galls emerges from crosstalk between insect physiology and plant biochemistry [48]. Gall  
141 morphology varies along climatic gradients, raising the possibility that the crosstalk is modulated  
142 by temperature [49]. Lastly, plasticity in physiological traits underlying extended phenotypes is  
143 likely to be intimately linked to plasticity in behavior: we expect higher physiological plasticity  
144 when behavioral flexibility is low and environments vary predictably, such as in sessile  
145 organisms (analogous to behavioral versus physiological thermoregulation; [46]).

146         A key problem is to understand how the plasticity of extended phenotypes depends on  
147 the **modularity** of the underlying behaviors and physiologies used to construct them. For  
148 example, nest-building and other behaviors require a complex sequence of specific behaviors,  
149 which may be highly correlated and even traded-off against one another. But in general, how  
150 much are different behaviors in a sequence free to vary? In a rare investigation of this question,  
151 Royauté et al. [50] found overall no or only weak positive correlations among diverse nest-  
152 building behaviors in alfalfa leaf-cutting bees (*Megachile rotundata*). Similar studies across  
153 diverse taxa, from divergent climates, are urgently needed to derive generalities about the  
154 plasticity (or a lack thereof) of extended phenotypes, and any direct or indirect link(s) of these to  
155 climate change.

156

## 157 **Evolutionary responses of organisms and their extended phenotypes**

158 To examine evolutionary trajectories of organisms and their extended phenotypes, it is useful to  
159 divide phenotypes into those internal to the organism, including physiological tolerances, versus  
160 the extended phenotype along with the organismal traits responsible for inducing, building, or  
161 maintaining it. As climates change, which phenotypes will come under more sustained  
162 selection? Which will evolve more readily? The outcome (Figure 2) will depend on whether the



163 extended phenotype is amplifying or buffering, on patterns of plasticity if any, and on relative  
164 levels of genetic variation between internal and extended phenotypes.

165 For the few extended phenotypes that are amplifiers, novel climatic conditions are likely  
166 to generate novel microclimates. These may often be stressful and will lead to selection either  
167 on the extended phenotype (selecting for modified construction that provides more suitable  
168 microclimates) and underlying patterns of plasticity, or on organismal tolerances (selecting for  
169 greater tolerance). The outcome will depend on how radically climate changes and on pre-  
170 existing patterns of plasticity. For example, both leaf mines and silk tents likely evolved in part to  
171 buffer their builders from cold. As they absorb solar radiation, they warm substantially above air  
172 temperature, which can provide critical boosts to rates of feeding, growth, and development.  
173 The offsetting risk on hot days, which will occur more frequently with climate warming, is  
174 overheating, which we expect to exert strong selection on the builder's upper thermal limits  
175 (Figure 2C). In such populations, climate change in effect will drive a change in sign of the  
176 primary problem: from too little heat to too much, thereby shifting the buffer into an amplifier.  
177 Consequently, these lineages appear unlikely to exhibit adaptive plasticity in construction that  
178 could be modified rapidly by strong selection [51], such that selection will fall most strongly on  
179 organismal tolerances. The question then becomes whether upper thermal limits have  
180 heritabilities high enough to support rapid evolution. Although estimating such heritabilities  
181 accurately is difficult, meta-analyses comparing ectotherms, endotherms, and plants suggest  
182 substantial conservation of upper limits across taxa [52,53] and only low to moderate  
183 heritabilities [54].

184 For buffering extended phenotypes, by contrast, we predict fundamentally different  
185 evolutionary trajectories and more resilience in the face of climate change, at least in the short  
186 term. Because the plastic physiologies and behaviors of buffering are already in place, they may  
187 be more readily extended by strong selection ([55]; but see [56]) (Figure 2D). Furthermore,  
188 some complex behaviors resulting in extended phenotypes have known genetic bases [57] and  
189 some extended phenotypes show significant heritabilities [58], as do reaction norms for  
190 behavior more generally [59]. We thus predict that selection by extreme climatic events (like  
191 high temperatures) will shape primarily the extended phenotype and its patterns of plasticity  
192 rather than traits internal to the organism (tolerances). This argument invokes a kind of Bogert  
193 effect for extended phenotypes -- in which behavioral flexibility or plasticity blunts selection on  
194 physiology [60,61]. Indeed, a recent meta-analysis compiling data on more than one thousand  
195 selection gradients found significantly weaker selection on traits subjected to constructed versus  
196 non-constructed niches [62]. Nevertheless, because climates are changing rapidly [2], buffering

197 capacities may eventually be exceeded, revealing cryptic genetic variation for tolerances. In this  
198 sense, buffering extended phenotypes may act as evolutionary capacitors -- that allow genetic  
199 variation in physiological tolerances to build up, which in turn can facilitate rapid evolution if and  
200 when the limits of buffering are reached (see [63]). These issues lie squarely within a broader  
201 discussion about the degree to which plasticity facilitates or inhibits evolutionary change  
202 [41,43,55,60,64–66].

203

## 204 **Concluding remarks**

205 Since the publication almost 40 years ago of *The Extended Phenotype* [9], the idea of extended  
206 phenotypes has gained traction in many areas of biology [10,25]. The concept is stimulating  
207 because it blurs the line between genes and environment [67]. By way of extended phenotypes,  
208 genes and organisms project their phenotypes into their local environments. In doing so,  
209 however, they modify those environments -- such that the environment becomes an experience  
210 that they participate in constructing. In this age of climate change, studies on the roles of  
211 constructed microclimates, and how plasticity and evolution can shape them, are critical to  
212 resolving whether extended phenotypes will buffer or amplify climate change. Progress will  
213 require focused studies on a broad array of interlocking aspects of the biology of extended  
214 phenotypes (see **Outstanding Questions**).

**Acknowledgements:** Thanks to Jackson Birrell, Zac Cheviron, James Frakes, Marty Martin, Tom Martin, David McDonald, Kate Wilsterman, and the evolutionary physiology reading group at the University of Montana for discussion and critical comments on an earlier version of the manuscript. We also thank two anonymous reviewers for constructive comments that substantially clarified the manuscript.

## Figure legends

**Figure 1. Examples of extended phenotypes and the microclimatic niches that they produce.** Extended phenotypes determine how organisms experience climate (painting by Bayla Arietta). Larvae of many insects create leaf mines as they consume internal leaf tissues. Mines provide high humidities and are warmer than ambient air when the mine is illuminated with sunlight (buffer in cold conditions, amplifier in warm) (see [68,69]). In winter, nests of the squirrel *Sciurus vulgaris* provide enough insulation that metabolic heat can raise nest temperatures 20 - 30 °C above ambient air temperatures (buffer; see [70]). Goldenrod (*Solidago*) galls are induced by larvae of the fly *Eurosta solidaginis*. Direct sunlight can raise gall temperatures substantially over air temperature (amplifier; see [71]). Mounds of the African termite, *Macrotermes michaelseni*, harness solar and metabolic heat and ambient wind to drive internal gas flows, stabilizing internal gas levels and temperatures (buffer; see [72,73]). Larvae of dung beetles in the genus *Onthophagus* feed, grow, and develop within underground balls of dung constructed by their mothers, benefitting from dampened temperature fluctuations [74] and from structural and microbial/nutritional modifications to their dung balls (buffer; see [75]). In direct sunlight, communal silk tents built by caterpillars can reach temperatures far above ambient air temperature (buffer in cold climates, amplifier in warm). Temperature mosaics across sunny and shady sides are also used for behavioral thermoregulation (buffer; see [76]). Forest canopies stabilize temperatures below the canopy and into the ground, which supports growth of fine roots and mycorrhizae (buffer; see Box 1). Great tits construct heavier, more insulated nests when the weather is colder in the week before clutch initiation (buffer; [77]).

**Figure 2. Plasticity of extended phenotypes and consequences for selection.** (A) Organisms experience microclimates, *e*, stemming from extended phenotypes, which are influenced by, but often quite different from, local macroclimates, *E*. Extended phenotypes can amplify or buffer variation in local climates, with many possible patterns. (B) Round symbols

represent individuals (central circle, light brown) and their extended phenotypes (outer circle, black line), which create local microclimates (with microclimatic temperature coded by color). A possible pattern is perfect regulation of microclimates across a variety of macroclimates, resulting in no selection on either the extended phenotype or on internal traits if plasticity can readily compensate for future climates. (C) An extended phenotype that warms individuals during cold conditions. Although such a structure may be effective across historical or current climates, future climates may warm microclimates to levels high enough to cause direct injury or indirect effects via, e.g., depressed fertility. Such an outcome could arise if the structure shows no plasticity (indicated by no change in thickness of outer circle, leading the temperature of the constructed microclimate to rise with external climatic temperature). (D) An extended phenotype that cools individuals during warm conditions. In future environments, preexisting patterns of plasticity may be extended either with or without evolution of underlying behavioral and physiological mechanisms. If the limits of plasticity are reached in the future, microclimates may shift to higher temperatures. In C & D, selection is likely to act most strongly on the extended phenotype and its plasticity and only secondarily on tolerance traits.

**Table 1.** Examples across various taxa illustrating well-known extended phenotypes that shape local thermal environments, many of which also exhibit plasticity (legend: T, temperature).

Extended phenotype	Traits	Thermal function	Level of plasticity	Reference
<b>Mammals</b>				
Squirrel nest ( <i>Sciurus vulgaris</i> )	Quantity and quality of materials	[Cold buffer] Insulation during winter	Unknown	[70]
<b>Birds</b>				
Blue and great tit nests ( <i>Cyanistes caeruleus</i> , <i>Parus major</i> )	Mass, insulative properties	[Cold Buffer] Insulation from cold	Heavier, better insulated nests in cold	[77]
Open nest of yellow warbler ( <i>Setophaga petechial</i> )	Size, quantity of material	[Cold Buffer] Insulation from cold	Larger nests in arctic vs temperate zones	[78]
Roofed nest of zebra finches ( <i>Taeniopygia guttata</i> )	Number of strings in nest	[Cold/heat Buffer] Insulation property: maintains nest T within narrow range	Fewer strings at elevated T to decrease insulation	[28]
Ground nest of Piping plovers ( <i>Charadrius melodus</i> )	Optical properties of materials	[Heat Buffer] Reflective materials provide cooler nest for eggs	Unknown	[39]
<b>Reptiles</b>				
Burrow of tortoise ( <i>Gopherus polyphemus</i> )	Depth of burrow	[Heat buffer] Insulation from heat	Unknown	[79]
<b>Insects</b>				
Mound of termites (several species)	Morphology: volume, sphericity	[Cold/heat buffer] Insulation from both cold and heat	Construction adjusted depending on internal T	[80]
Hive of honey bees ( <i>Apis mellifera</i> )	Self-shielding of the workers	[Heat buffer] Insulation from heat	Limit overheating of the honey comb by increasing the number of workers at its surface	[81]
Tent of <i>Thaumetopoea</i> caterpillars ( <i>T. pityocampa</i> )	Thickness of silk tent	[Cold buffer] Heat absorption to keep winter nest warm	Thicker tents generate higher internal T	[82]
Tent of <i>Eriogaster</i> caterpillars ( <i>E. lanestris</i> )	Thickness of silk	[Cold/heat buffer] Insulation from solar energy to better regulate nest T	Thicker tents provide better thermoregulatory control	[36]
Leaf mine of the apple tentiform leaf miner ( <i>Phyllonorycter blancardella</i> )	Optical property of surface and lower transpiration	[Heat amplifier] Provides warm environment when exposed to radiation	Unknown	[69]

Burrows of dung beetles ( <i>Onthophagus sp.</i> )	Depth of burrow	[Heat buffer] Burrows provide cooler, more stable thermal environments	Insects dig deeper to avoid overheating	[83]
<b>Other arthropods</b> Burrow of scorpions (family Scorpionidae)	Depth, shape, volume, size	[Heat buffer] Burrows provide cooler, more stable thermal environments	Unknown	[84]

## Text Box 1: The collective extended phenotype of forest trees creates a buffered thermal niche

We view extended phenotypes as a continuum of structures from simple to complex, and involving little to great amounts of organismal time and resources. Extended phenotypes may also result in a continuum of microclimate effects that may not scale with organismal effort, or (*vice versa*) small changes in traits may lead to large microclimatic effects. Although some examples of extended phenotypes are fairly straightforward and well accepted, some extensions of this logic are contentious [85]. Here, we consider the special case of collective extended phenotypes produced by multiple, possibly unrelated individuals. Such collective extended phenotypes do not follow the more direct mappings of genotype to phenotype discussed in the main text. Nevertheless, they can have profound, community-wide effects on climatic conditions, and those effects emerge from the collective actions of the individuals comprising those communities, with consequences for all community members (**ecosystem engineering**). The evolutionary trajectories of such traits may reflect ‘diffuse evolutionary processes’ such as those commonly invoked in coevolutionary theory.

In temperate regions, old-growth forest canopies buffer temperature extremes such that understory air temperatures are lower than atmospheric temperatures during hot periods and higher during cool periods, including in winter [86,87]. Consequently, soil temperature in mature forests is buffered compared to soils in open areas [88]. Thus, the forest canopy and its moderating influences are a collective extended phenotype of the trees, and their climatic effects are a form of thermal niche construction (**Figure 1**). These effects are beneficial for many forest-dwelling species [89] and likely also feedback on the performance of mature trees and hence evolution.

For example, growth rates of fine roots, which are critically important components of carbon cycles [90], depend on soil temperature [91] among other factors. Higher soil temperatures

promote fine root growth up to some optimum temperature [92,93], which varies among taxa [91], especially in the superficial soil layers. For mature forest trees, however, the optimal soil temperature usually is lower than atmospheric temperature [94], and even modest warming may slow growth [95]. In addition, in temperate zones, fine root biomass of forest trees peaks in summer [94], when buffering by canopy cover is strongest [86]. We propose that perturbations to canopy cover in summer may, via shifts in soil temperature, have cascading effects on fine root biomass, thereby contributing to the overall response of forest to global change.

Along with other abiotic variables linked to climate change, soil temperature also influences interactions between trees and mycorrhizae [96], which provide many benefits to trees [97]. The net effects of warming on plant-mycorrhizae associations is difficult to predict. In general, climate change appears to have a positive impact on colonization by mycorrhizae [98] but also to alter the dominant types of mycorrhizae (arbuscular vs ectomycorrhizal) associated with trees [99] and soil fungus communities more generally [100]. It remains unclear whether global change is directly altering mycorrhizal communities or whether global tree declines are driving the shifts [101].

The mechanisms by which extended phenotypes of mature trees influence forest floor thermal processes remains poorly documented – yet the thermal buffer should combine with other facilitating processes linked to soil structure for instance. What is needed now are integrative studies that connect the buffering ability of forest canopies, soil temperature patterns, root performance across soil temperature patterns, and mycorrhizae-tree interactions in their natural thermal contexts in the field. A recent global analysis of forest buffering ability [87] and current calls for large scale monitoring of soil temperatures [88], are key points of entry for integrating the extended phenotypes of trees into the biology of climate change.

## **Glossary Box**

**Behavioral thermoregulation.** Achieving desired body temperature by moving throughout locally available mosaics of operative temperature.

**Ecological inheritance.** Extragenetic inheritance by offspring of conditions or microhabitats established by the niche-constructing activities of their parents (or earlier ancestors).

**Bogert effect.** Behavioral flexibility allows organisms to avoid extremes and therefore dampen selection on morphological and physiological traits. Such an effect can slow rates of morphological and physiological evolution.

**Ecosystem engineering.** Often derived from extended phenotypes, and similar to niche construction, but with more pervasive effects on whole communities in space and time.

**Extended phenotype.** Phenotypes of organisms that extend beyond their integuments into the environment.

**Heat budget.** An accounting of gains and losses of heat through different pathways (often measured in joules per second [Watts], sometimes per unit surface area), including conduction, convection, radiation, metabolism, and evaporation/condensation. When an ectotherm achieves a steady-state (stable) temperature, gains and losses of heat are balanced.

**Metabolic heat.** Heat produced by the sum of all of chemical reactions occurring inside a living organism. Heat output occurs because chemical transformations are inefficient, and rate of heat output can be used as a measure of metabolic rate.

**Microclimate.** Climatic conditions at small spatial scales surrounding individual organisms or colonies. Relevant conditions include air temperature and humidity, wind speed, surface temperature, and radiative environment, including both longwave radiation from the sun, sky, and nearby objects and shortwave radiation from the sun. Microclimatic conditions can differ strongly from nearby macroclimates and often show much higher spatial diversity and more rapid temporal fluctuations (e.g., in response to clouds passing in front of the sun).

**Modularity.** A system or network property that describes the degree to which different compartments can be decoupled into separate clusters. Trait modularity influences the degree to which interconnected sets of functional traits may evolve independently of one another. Because extended phenotypes often reflect behaviors of their builders, understanding the relative modularity of suites of behaviors will be important for predicting patterns of plasticity and evolution of extended phenotypes.



**Niche construction.** The process of organisms or colonies or communities altering their local microclimates by means of their activities or efforts to construct objects/artifacts.

**Nest/Tent/Shelter/Burrow** Animal-built structures or spaces used by animals to seek refuge for some part of their life cycle, or to overwinter, that may be considered as forms of extended phenotypes.

**Mechanistic model.** A biological process-based model in which organismal traits are used to infer population dynamics, geographic distribution or environmental constraints. While these models have become increasingly sophisticated and computationally intensive, covering diverse aspects of organism-environment relationships, to our knowledge none/few studies have explicitly examined the impact of variation in the extended phenotype on organismal traits and fitness in a climate change context.

**Species distribution model.** Correlative approach to estimating expected distributions of organisms (usually assumed to approximate the fundamental niche) whereby point locations of organisms are associated with suites of environmental variables at those locations to infer suitable conditions for species persistence.

## References

- 1 Pecl, G.T. *et al.* (2017) Biodiversity redistribution under climate change: Impacts on ecosystems and human well-being. *Science* (80-. ). 355,
- 2 IPCC (2014) *Climate Change 2014: Impacts, Adaptation, and Vulnerability*, Cambridge University Press.
- 3 Comte, L. and Olden, J.D. (2017) Climatic vulnerability of the world's freshwater and marine fishes. *Nat. Clim. Chang.* 7, 718–722
- 4 Hadgu, M. *et al.* (2019) Modeling the potential climate change- induced impacts on future genus *Rhipicephalus* (Acari: Ixodidae) tick distribution in semi-arid areas of Raya Azebo district, Northern Ethiopia. *J. Ecol. Environ.* 43, 1–11
- 5 Deutsch, C. *et al.* (2015) Climate change tightens a metabolic constraint on marine habitats. *Science* (80-. ). 348, 1132–1135
- 6 McEntire, K.D. and Maerz, J.C. (2019) Integrating ecophysiological and agent-based models to simulate how behavior Moderates salamander sensitivity to climate. *Front. Ecol. Evol.* 7, 1–10
- 7 Riddell, E.A. *et al.* (2018) Plasticity reveals hidden resistance to extinction under climate change in the global hotspot of salamander diversity. *Sci. Adv.* 4, 1–10
- 8 Coulson, T. *et al.* (2017) Modeling adaptive and nonadaptive responses of populations to environmental change. *Am. Nat.* 190, 313–336
- 9 Dawkins, R. (1999) *The extended phenotype: the long reach of the gene*, Oxford University Press.
- 10 Turner, J.S. (2000) *The Extended Organism: The Physiology of Animal-Built Structures*, Harvard University Press.
- 11 Hansell, M. (2007) *Built by animals: the natural history of animal architecture*, Oxford University Press.
- 12 Laland, K. *et al.* (2017) Niche construction, sources of selection and trait coevolution. *Interface Focus* 7, 20160147
- 13 Darwin, C. (1892) *The formation of vegetable mould through the action of worms with observations on their habits*, J. Murray.

- 14 Ostwald, M.M. *et al.* (2021) Social consequences of energetically costly nest construction in a facultatively social bee. *Proc. R. Soc. B* 288, 20210033
- 15 Pincebourde, S. and Woods, H.A. (2020) There is plenty of room at the bottom: microclimates drive insect vulnerability to climate change. *Curr. Opin. Insect Sci.* 41, 63–70
- 16 Woods, H.A. *et al.* (2015) The roles of microclimatic diversity and of behavior in mediating the responses of ectotherms to climate change. *J. Therm. Biol.* 54, 86–97
- 17 Pincebourde, S. *et al.* (2021) Body size determines the thermal coupling between insects and plant surfaces. *Funct. Ecol.* DOI: 10.1111/1365-2435.13801
- 18 Caillon, R. *et al.* (2014) Warming decreases thermal heterogeneity of leaf surfaces: Implications for behavioural thermoregulation by arthropods. *Funct. Ecol.* 28, 1449–1458
- 19 Denny, M.W. *et al.* (2006) Thermal stress on intertidal limpets: Long-term hindcasts and lethal limits. *J. Exp. Biol.* 209, 2420–2431
- 20 Pike, D.A. *et al.* (2012) Hot mothers, cool eggs: Nest-site selection by egg-guarding spiders accommodates conflicting thermal optima. *Funct. Ecol.* 26, 469–475
- 21 Ng, T.P.T. *et al.* (2017) Linking behaviour and climate change in intertidal ectotherms: insights from littorinid snails. *J. Exp. Mar. Bio. Ecol.* 492, 121–131
- 22 Sears, M.W. *et al.* (2016) Configuration of the thermal landscape determines thermoregulatory performance of ectotherms. *Proc. Natl. Acad. Sci.* 113, 10595–10600
- 23 Sunday, J.M. *et al.* (2014) Thermal-safety margins and the necessity of thermoregulatory behavior across latitude and elevation. *Proc. Natl. Acad. Sci. U. S. A.* 111, 5610–5
- 24 Laland, K.N. and Sterelny, K. (2006) Perspective: Seven Reasons (Not) To Neglect Niche Construction. *Evolution (N. Y.)* 60, 1751
- 25 Odling-Smee, J. *et al.* (2003) *Niche Construction: The Neglected Process in Evolution*, Princeton University Press.
- 26 Sultan (2015) *Organism and environment: ecological development, niche construction, and adaptation*, Oxford University Press.
- 27 Perez, D.M. *et al.* (2020) Climate as an Evolutionary Driver of Nest Morphology in Birds: A Review. *Front. Ecol. Evol.* 8, 1–11
- 28 Edwards, S.C. *et al.* (2020) It's not all about temperature: breeding success also affects

- nest design. *Behav. Ecol.* 31, 1065–1072
- 29 Griffith, S.C. *et al.* (2016) High atmospheric temperatures and ‘ambient incubation’ drive embryonic development and lead to earlier hatching in a passerine bird. *R. Soc. Open Sci.* 3,
- 30 Stevenson, R. (1985) Body size and limits to the daily range of body temperature in terrestrial ectotherms. *Am. Nat.* 125, 102–117
- 31 Bardunias, P.M. *et al.* (2020) The extension of internal humidity levels beyond the soil surface facilitates mound expansion in *Macrotermes*. *Proc. R. Soc. B Biol. Sci.* 287,
- 32 Peralta-Maraver, I. and Rezende, E.L. (2021) Heat tolerance in ectotherms scales predictably with body size. *Nat. Clim. Chang.* 11, 58–63
- 33 Rohr, J.R. *et al.* (2018) The complex drivers of thermal acclimation and breadth in ectotherms. *Ecol. Lett.* 21, 1425–1439
- 34 Gates, D.M. (1980) *Biophysical Ecology*, Springer-Verlag.
- 35 Stuart-Fox, D. *et al.* (2017) Thermal consequences of colour and near-infrared reflectance. *Philos. Trans. R. Soc. B Biol. Sci.* 372, 20160345
- 36 Ruf, C. and Fiedler, K. (2002) Tent-based thermoregulation in social caterpillars of *Eriogaster lanestris* (Lepidoptera: Lasiocampidae): Behavioral mechanisms and physical features of the tent. *J. Therm. Biol.* 27, 493–501
- 37 Pincebourde, S. and Casas, J. (2006) Leaf miner-induced changes in leaf transmittance cause variations in insect respiration rates. *J. Insect Physiol.* 52, 194–201
- 38 Deeming, D.C. *et al.* (2020) Factors Affecting Thermal Insulation of Songbird Nests as Measured Using Temperature Loggers. *Physiol. Biochem. Zool.* 93, 488–504
- 39 Mayer, P.M. *et al.* (2009) Nest construction by a ground-nesting bird represents a potential trade-off between egg crypticity and thermoregulation. *Oecologia* 159, 893–901
- 40 Mainwaring, M.C. *et al.* (2017) Climate change and nesting behaviour in vertebrates: a review of the ecological threats and potential for adaptive responses. *Biol. Rev.* 92, 1991–2002
- 41 Muñoz, M.M. and Bodensteiner, B.L. (2019) Janzen’s Hypothesis Meets the Bogert Effect: Connecting Climate Variation, Thermoregulatory Behavior, and Rates of Physiological Evolution. *Integr. Org. Biol.* 1, oby002

- 42 Miler, K. *et al.* (2021) Heat wave effects on the behavior and life-history traits of sedentary antlions. *Behav. Ecol.* 31, 1326–1333
- 43 Wong, B.B.M. and Candolin, U. (2015) Behavioral responses to changing environments. *Behav. Ecol.* 26, 665–673
- 44 Carey, N.E. *et al.* (2019) Differential construction response to humidity by related species of mound-building termites. *J. Exp. Biol.* 222, jeb212274
- 45 Martin, T.E. (2001) Abiotic vs. biotic influences on habitat selection of coexisting species: Climate change impacts? *Ecology* 82, 175–188
- 46 Stevenson, R. (1985) The relative importance of behavioral and physiological adjustments controlling body temperature in terrestrial ectotherms. *Am. Nat.* 126, 362–386
- 47 Stellwagen, S.D. *et al.* (2014) Temperature mediates the effect of humidity on the viscoelasticity of glycoprotein glue within the droplets of an orb-weaving spider's prey capture threads. *J. Exp. Biol.* 217, 1563–1569
- 48 Stone, G.N. and Schönrogge, K. (2003) The adaptive significance of insect gall morphology. *Trends Ecol. Evol.* 18, 512–522
- 49 Gil-Tapetado, D. *et al.* (2020) Climate as a possible driver of gall morphology in the chestnut pest *Dryocosmus kuriphilus* across Spanish invaded areas. *Bull. Entomol. Res.* DOI: 10.1017/S0007485320000450
- 50 Royauté, R. *et al.* (2018) Phenotypic integration in an extended phenotype: among-individual variation in nest-building traits of the alfalfa leafcutting bee (*Megachile rotundata*). *J. Evol. Biol.* 31, 944–956
- 51 Ghalambor, C.K. *et al.* (2015) Non-adaptive plasticity potentiates rapid adaptive evolution of gene expression in nature. *Nature* 525, 372–375
- 52 Araújo, M.B. *et al.* (2013) Heat freezes niche evolution. *Ecol. Lett.* 16, 1206–1219
- 53 Bennett, J.M. *et al.* (2021) The evolution of critical thermal limits of life on Earth. *Nat. Commun.* 12, 1198
- 54 Hoffmann, A.A. *et al.* (2013) Upper thermal limits in terrestrial ectotherms: How constrained are they? *Funct. Ecol.* 27, 934–949
- 55 West-Eberhard, M. (2003) *Developmental plasticity and evolution*, Oxford University

Press.

- 56 Arnold, P.A. *et al.* (2019) Sparse evidence for selection on phenotypic plasticity in response to temperature. *Philos. Trans. R. Soc. B Biol. Sci.* 374,
- 57 Weber, J.N. *et al.* (2013) Discrete genetic modules are responsible for complex burrow evolution in *Peromyscus* mice. *Nature* 493, 402–405
- 58 Bailey, N.W. (2012) Evolutionary models of extended phenotypes. *Trends Ecol. Evol.* 27, 561–569
- 59 Dochtermann, N.A. *et al.* (2019) The Heritability of Behavior: A Meta-analysis. *J. Hered.* 110, 403–410
- 60 Huey, R.B. *et al.* (2003) Behavioral drive versus behavioral inertia in evolution: A null model approach. *Am. Nat.* 161, 357–366
- 61 Stelatelli, O.A. *et al.* (2018) Behavioral compensation buffers body temperatures of two *Liolaemus* lizards under contrasting environments from the temperate Pampas: a Bogert effect? *Ethol. Ecol. Evol.* 30, 297–318
- 62 Clark, A.D. *et al.* (2020) Niche construction affects the variability and strength of natural selection. *Am. Nat.* 195, 16–30
- 63 Bergman, A. and Siegal, M.L. (2003) Evolutionary capacitance as a general feature of complex gene networks. *Nature* 424, 549–552
- 64 Fox, R.J. *et al.* (2019) Beyond buying time: The role of plasticity in phenotypic adaptation to rapid environmental change. *Philos. Trans. R. Soc. B Biol. Sci.* 374,
- 65 Ghalambor, C.K. *et al.* (2007) Adaptive versus non-adaptive phenotypic plasticity and the potential for contemporary adaptation in new environments. *Funct. Ecol.* 21, 394–407
- 66 Levis, N.A. and Pfennig, D.W. (2016) Evaluating “Plasticity-First” Evolution in Nature: Key Criteria and Empirical Approaches. *Trends Ecol. Evol.* 31, 563–574
- 67 Walsh, D.M. (2015) *Organisms, Agency, and Evolution*, Cambridge University Press.
- 68 Pincebourde, S. and Casas, J. (2019) Narrow safety margin in the phyllosphere during thermal extremes. *Proc. Natl. Acad. Sci. U. S. A.* 116, 5588–5596
- 69 Pincebourde, S. and Casas, J. (2006) Multitrophic biophysical budgets: Thermal ecology of an intimate herbivore insect-plant interaction. *Ecol. Monogr.* 76, 175–194

- 70 Pulliainen, E. (1973) Winter ecology of the red squirrel (*Sciurus vulgaris* L.) in northeastern Lapland. *Ann. Zool. Fennici* 10, 487–494
- 71 Layne Jr., J.R. and Layne, J.R. (1991) Microclimate variability and the eurythermic nature of goldenrod gall fly (*Eurosta solidaginis*) larvae (Diptera: Tephritidae). *Can. J. Zool.* 69, 614–617
- 72 Turner, J.S. (2001) On the mound of *Macrotermes michaelseni* as an organ of respiratory gas exchange. *Physiol. Biochem. Zool.* 74, 798–822
- 73 Ocko, S.A. *et al.* (2017) Solar-powered ventilation of African termite mounds. *J. Exp. Biol.* 220, 3260–3269
- 74 Macagno, A.L.M. *et al.* (2018) Adaptive maternal behavioral plasticity and developmental programming mitigate the transgenerational effects of temperature in dung beetles. *Oikos* 127, 1319–1329
- 75 Schwab, D.B. *et al.* (2017) Evidence of developmental niche construction in dung beetles: effects on growth, scaling and reproductive success. *Ecol. Lett.* 20, 1353–1363
- 76 Joos, B. *et al.* (1988) Roles of the tent in behavioral thermoregulation of eastern tent caterpillars. *Ecology* 69, 2004–2011
- 77 Deeming, D.C. *et al.* (2012) Local temperature and not latitude determines the design of Blue Tit and Great Tit nests. *Avian Biol. Res.* 5, 203–208
- 78 Rohwer, V.G. *et al.* (2015) Conflict between biotic and climatic selective pressures acting on an extended phenotype in a subarctic, but not temperate, environment. *Proc. R. Soc. B Biol. Sci.* 282,
- 79 Pike, D.A. and Mitchell, J.C. (2013) Burrow-dwelling ecosystem engineers provide thermal refugia throughout the landscape. *Anim. Conserv.* 16, 694–703
- 80 Ocko, S.A. *et al.* (2019) Morphogenesis of termite mounds. *Proc. Natl. Acad. Sci. U. S. A.* 116, 3379–3384
- 81 Starks, P.T. and Gilley, D.C. (1999) Heat shielding: A novel method of colonial thermoregulation in honey bees. *Naturwissenschaften* 86, 438–440
- 82 Poitou, L. *et al.* (2021) When insect pests build their own thermal niche: The hot nest of the pine processionary moth. *J. Therm. Biol.* 98, 102947
- 83 Mamantov, M.A. and Sheldon, K.S. (2021) Behavioural responses to warming

- differentially impact survival in introduced and native dung beetles. *J. Anim. Ecol.* 90, 273–281
- 84 Adams, A.M. *et al.* (2016) Similar burrow architecture of three arid-zone scorpion species implies similar ecological function. *Sci. Nat.* 103,
- 85 Brodie III, E.D. (2005) Caution: Niche Construction Ahead. *Evolution (N. Y.)*. 59, 249–251
- 86 De Frenne, P. *et al.* (2019) Global buffering of temperatures under forest canopies. *Nat. Ecol. Evol.* 3, 744–749
- 87 Zellweger, F. *et al.* (2020) Forest microclimate dynamics drive plant responses to warming. *Science (80-. )*. 368, 772–775
- 88 Lembrechts, J.J. *et al.* (2019) Comparing temperature data sources for use in species distribution models: From in-situ logging to remote sensing. *Glob. Ecol. Biogeogr.* 28, 1578–1596
- 89 Montejo-Kovacevich, G. *et al.* (2020) Microclimate buffering and thermal tolerance across elevations in a tropical butterfly. *J. Exp. Biol.* 223, jeb220426
- 90 Jackson, R.B. *et al.* (1997) A global budget for fine root biomass, surface area, and nutrient contents. *Proc. Natl. Acad. Sci. U. S. A.* 94, 7362–7366
- 91 Pregitzer, K.S. *et al.* (2000) Responses of tree fine roots to temperature. *New Phytol.* 147, 105–115
- 92 Leppälammil-Kujansuu, J. *et al.* (2013) Effects of long-term temperature and nutrient manipulation on Norway spruce fine roots and mycelia production. *Plant Soil* 366, 287–303
- 93 Liu, Y. *et al.* (2017) Effects of experimental throughfall reduction and soil warming on fine root biomass and its decomposition in a warm temperate oak forest. *Sci. Total Environ.* 574, 1448–1455
- 94 Montagnoli, A. *et al.* (2014) Influence of soil temperature and water content on fine-root seasonal growth of European beech natural forest in Southern Alps, Italy. *Eur. J. For. Res.* 133, 957–968
- 95 Parts, K. *et al.* (2019) Acclimation of Fine Root Systems to Soil Warming: Comparison of an Experimental Setup and a Natural Soil Temperature Gradient. *Ecosystems* 22, 457–472



- 96 Carrenho, R. and de Cesaro Krzyzanski, H. (2020) The effect of climate change on mycorrhizae. In *Climate Change and Soil Interactions* pp. 555–581, LTD
- 97 Tedersoo, L. *et al.* (2020) How mycorrhizal associations drive plant population and community biology. *Science* (80-. ). 367,
- 98 Bennett, A.E. and Classen, A.T. (2020) Climate change influences mycorrhizal fungal–plant interactions, but conclusions are limited by geographical study bias. *Ecology* 101, 1–11
- 99 Jo, I. *et al.* (2019) Shifts in dominant tree mycorrhizal associations in response to anthropogenic impacts. *Sci. Adv.* 5, eaav6358
- 100 Castaño, C. *et al.* (2018) Soil microclimate changes affect soil fungal communities in a Mediterranean pine forest. *New Phytol.* 220, 1211–1221
- 101 Sapsford, S.J. *et al.* (2017) The ‘chicken or the egg’: which comes first, forest tree decline or loss of mycorrhizae? *Plant Ecol.* 218, 1093–1106


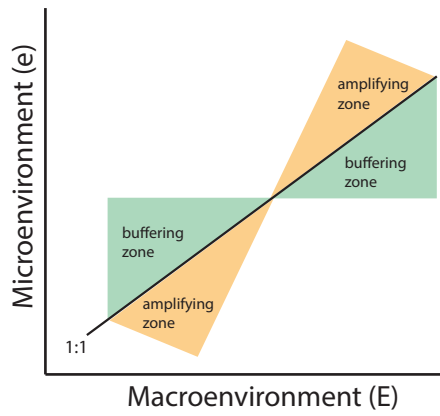
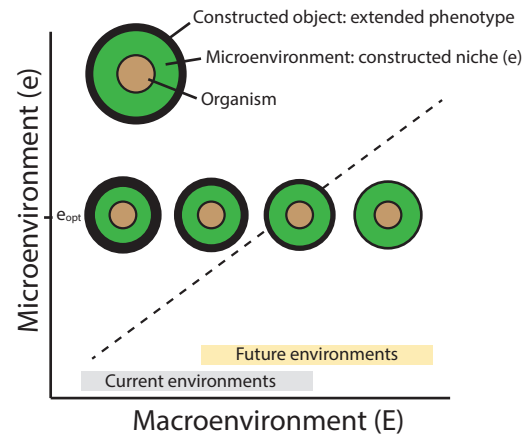


Figure 2

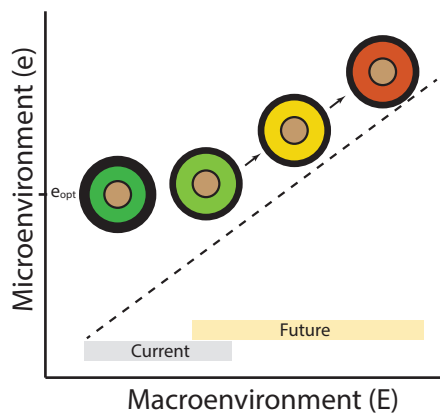
A. Extended phenotypes and niche construction transform macro- into microenvironments.



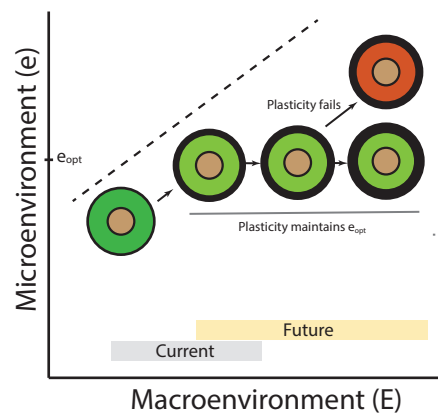
B. Perfect buffering of microenvironments by plasticity in the extended phenotype.



C. Extended phenotype evolved to buffer builder from cold conditions.



D. Extended phenotype evolved to buffer builder from hot conditions.



## Outstanding Questions

How do extended phenotypes modify the microclimatic experiences of organisms? Several systems have been studied intensively, but broader generalizations depend both on additional comparative work on a much greater diversity of taxa and kinds of extended phenotypes, and on studies that reveal general physiological and biophysical mechanisms.

Do the microclimatic niches produced by extended phenotypes alter predictions about organismal resilience, distribution, and abundance obtained from climate models? Recent climate-species models incorporate the specifics of organismal situations -- including the effects of local microclimatic conditions and the behavioral responses by organisms. A productive next step would be to incorporate microclimatic niche construction.

How plastic are extended phenotypes in response to climate variability, and does plasticity reflect shifts in behavior or physiology? Is plasticity in extended phenotypes adaptive, and if so under what contexts? Patterns of plasticity in extended phenotypes, and the mechanisms underlying it, are virtually unknown. Future studies should use integrative approaches and should leverage the robust theoretical and empirical frameworks established in other contexts.

How rapidly will extended phenotypes evolve, and will selection shape the capacities and tolerances of the organisms themselves or the behaviors and physiologies used to construct extended phenotypes? Answers will require estimating heritabilities of extended phenotypes and the mechanisms underlying them, assessing the strength of selection on these components, and analyzing evolutionary trajectories in related taxa using comparative methods.

Does plasticity in extended phenotypes facilitate or inhibit evolutionary change? In the short-term, adaptive plasticity may blunt selection on underlying physiological tolerances. Plasticity, however, also provides coordinated, pre-existing axes of variation that selection may amplify rapidly.

How important are the effects of extended phenotypes on temperature versus on other aspects of microclimates? Extended phenotypes often play multiple roles, including protection from predators, enhanced respiratory gas control, water savings, as well as altering temperatures

experienced. A key question is how important temperature effects are compared to others, or how they interact with others, and whether responses to selection imposed by warming climates is constrained by other functions.

## Highlights

All organisms modify their local conditions by exchanging materials and energy with their environments. Many organisms also induce or build external structures around themselves, which are considered extended phenotypes.

External structures play central roles in determining the microclimates that organisms experience. Depending on their materials, architecture, and location, they may buffer or amplify local climate variability and macroclimatic change. To date, however, no general frameworks are available for predicting the microclimatic effects of these structures.

The importance of extended phenotypes during climate change will depend on whether they exhibit adaptive plasticity and how rapidly they evolve in response to climate variability.