



HAL
open science

Turbulent combustion with oxygen enrichment and capture of CO₂ in industrial boilers of medium power

T Boushaki, S de Persis, N Merlo, C Chauveau, B Sarh, I Gökalp, S Zalouk

► To cite this version:

T Boushaki, S de Persis, N Merlo, C Chauveau, B Sarh, et al.. Turbulent combustion with oxygen enrichment and capture of CO₂ in industrial boilers of medium power. International overview of CO₂ Utilisation, Jul 2018, Paris, France. hal-03308412

HAL Id: hal-03308412

<https://hal.science/hal-03308412>

Submitted on 29 Jul 2021

HAL is a multi-disciplinary open access archive for the deposit and dissemination of scientific research documents, whether they are published or not. The documents may come from teaching and research institutions in France or abroad, or from public or private research centers.

L'archive ouverte pluridisciplinaire **HAL**, est destinée au dépôt et à la diffusion de documents scientifiques de niveau recherche, publiés ou non, émanant des établissements d'enseignement et de recherche français ou étrangers, des laboratoires publics ou privés.

Turbulent combustion with oxygen enrichment and capture of CO₂ in industrial boilers of medium power



T. Boushaki^{1,*}, S. de Persis¹, N. Merlo¹, C. Chauveau¹, B. Sarh¹, I. Gökalp¹, S. Zalouk²

¹ICARE CNRS, 1C, Av. de la Recherche Scientifique, 45071 Orléans, France

²Leroux & Lotz Technologies (LLT), 10, rue des Usines, Nantes, France

* toufik.boushaki@cnrs-orleans.fr



CO₂ EnergiCapt project

- ✓ **Period** : 2010-2015
- ✓ **Support** : ANR French National Research Agency
- ✓ **ANR grant**: 1 261 469€
- ✓ **Subject**: Integration of oxygen-enriched air combustion and CO₂ capture for existing industrial boilers: development of a demonstrator

Project partners

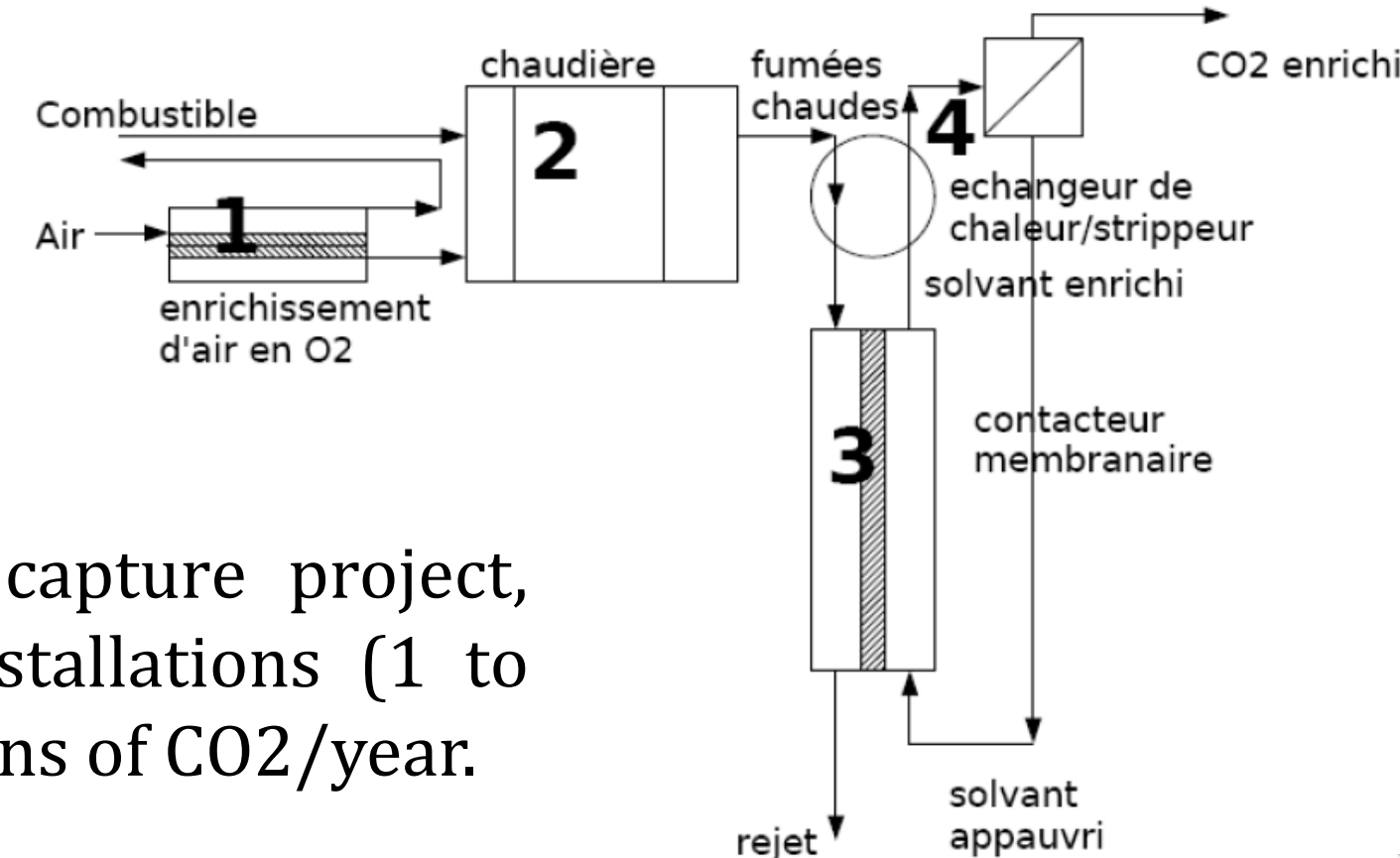
- ✓ **ICARE CNRS**, specialist in combustion
- ✓ **LRGP CNRS**, specialist in capture of CO₂
- ✓ **LLT** «Leroux et Lotz Technologies», manufacturer of industrial equipments
- ✓ **Polymem**, manufacturer of fiber membranes for fluid treatments
- ✓ **CPCU**, operator of boilers of the Paris metropolis

Objective

- ✓ **Optimization of industrial boilers** by the combination of **combustion air enriched** with oxygen and reducing CO₂ by a membrane capture.
- ✓ Development of a **CO₂ capture pilot unit** dedicated to district heating heat production units and validate it on an industrial site

Description of CO₂ EnergiCapt project

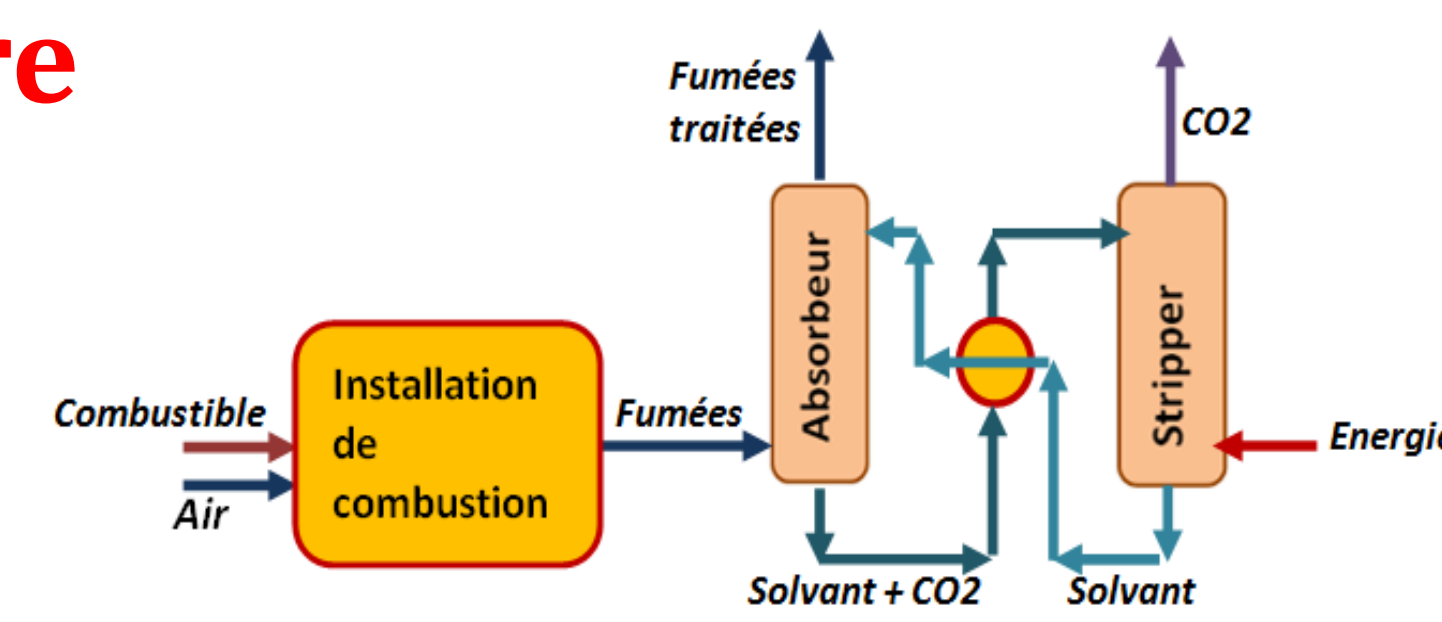
- 1 - Oxygen Enriched Air
- 2 - Combustion
- 3 - CO₂ capture
- 4 - Exchanger for CO₂ separation



✓ CO₂ EnergiCapt is an innovative CO₂ capture project, intended primarily for medium-power installations (1 to 100 MW), i.e. emitting 25,000 to 100,000 tons of CO₂/year.

Post-combustion CO₂ capture

- ✓ **Step 1 - Absorption**: This step consists in putting the flue gas in contact with a solvent having a chemical affinity with CO₂ in order to absorb it. The flue gas are then evacuated without the initial carbon dioxide.
- ✓ **Step 2 - Desorption**: this step consists of providing energy to break bonds between the CO₂ and the solvent. The latter is then regenerated and reused to absorb CO₂ in step 1. The CO₂ is evacuated from the process.



Originality and application

- ✓ **Technology** : efficient, compact and competitive
- ✓ **Application**: medium power plants (1 to 100 MW). This range of facilities (9% of overall CO₂ production) are almost ignored by CCS projects.
- ✓ **O₂ enriched combustion**: improved combustion ⇒ better thermal efficiency.
- ✓ **Thermal integration** of the solvent regeneration process.
- ✓ **Intensification of mass transfer** and capture by membrane contactors ⇒ better mass transfer.
- ✓ **Conception and realization a pilot**: test and installation on a real boiler.

Experiments and CO₂ capture results

- ✓ Experiments in real conditions allowed to **validate** the performances of the membrane contactor and to **capture CO₂** in the CPCU boiler by the CO₂ EnergiCapt pilot developed.
- ✓ Results are **very promising** in terms of CO₂ capture efficiency and the **robustness** of the pilot in terms of startup and **reactivity**.
- ✓ Tests on 10 and 50 m² contactors showed that the demonstrator has a **CO₂ abatement rate of about 90%** (with or without MEA regeneration) for flue gas flows of 12 and 150 Nm³/h, respectively.

CO₂ capture unit is **currently marketable** by LLT. The unit is **easily integrated** into an existing installation without the need for retrofit.

CO₂ EnergiCapt has won **two national trophies**:


- Trophy for public research on Energy-climate-environment, 2015.
- Energy Transition Trophy in Technology category, 2017.

CO₂-EnergiCapt demonstrator installed at the CPCU (LLT ®)



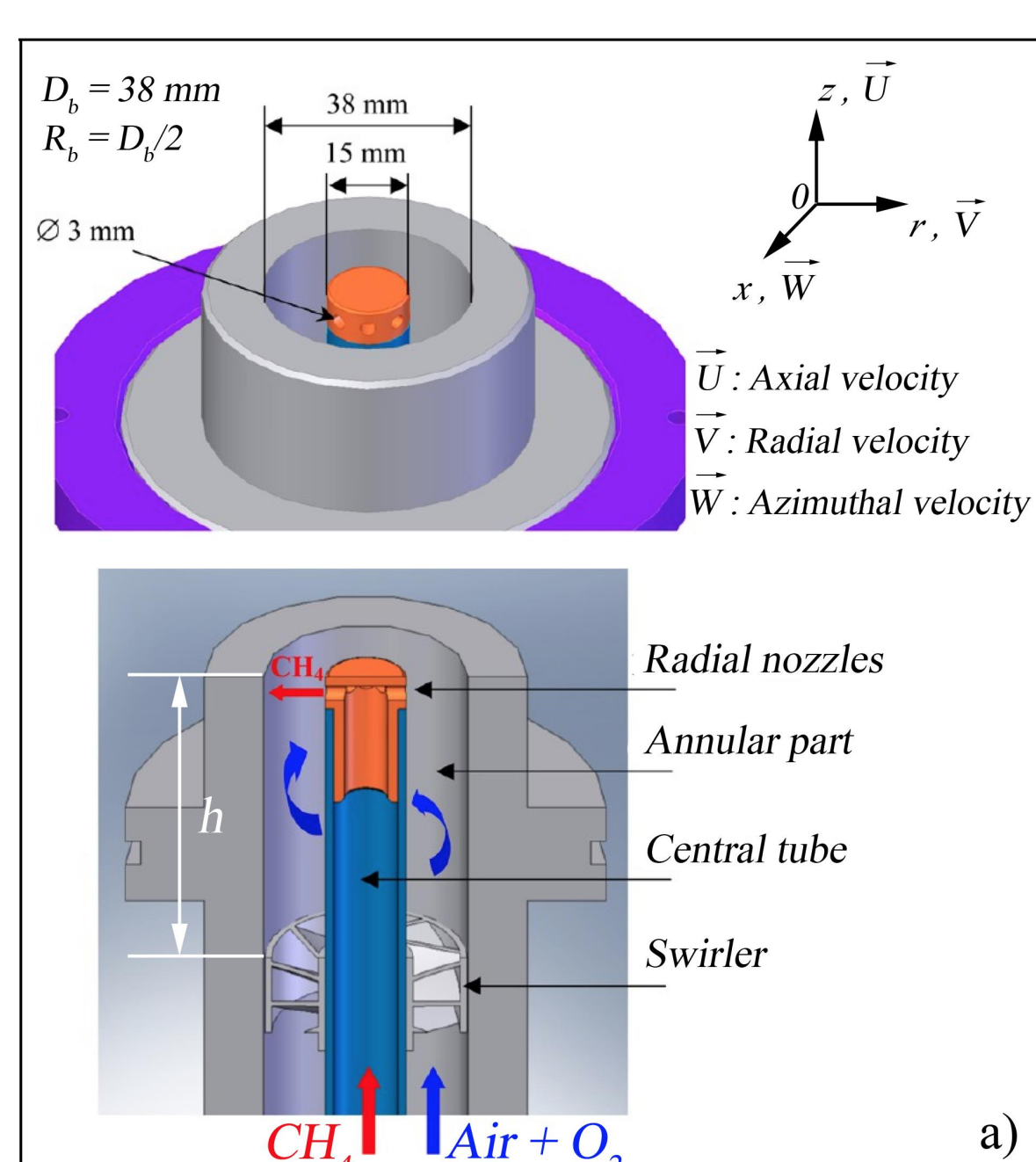
ICARE-CNRS research results

Combustion chamber



Combustion chamber with the OH* Chimiluminescence system and gas analyzers.
Dimensions 0.5x0.5x1 m³
Power 25 kW.

Burner

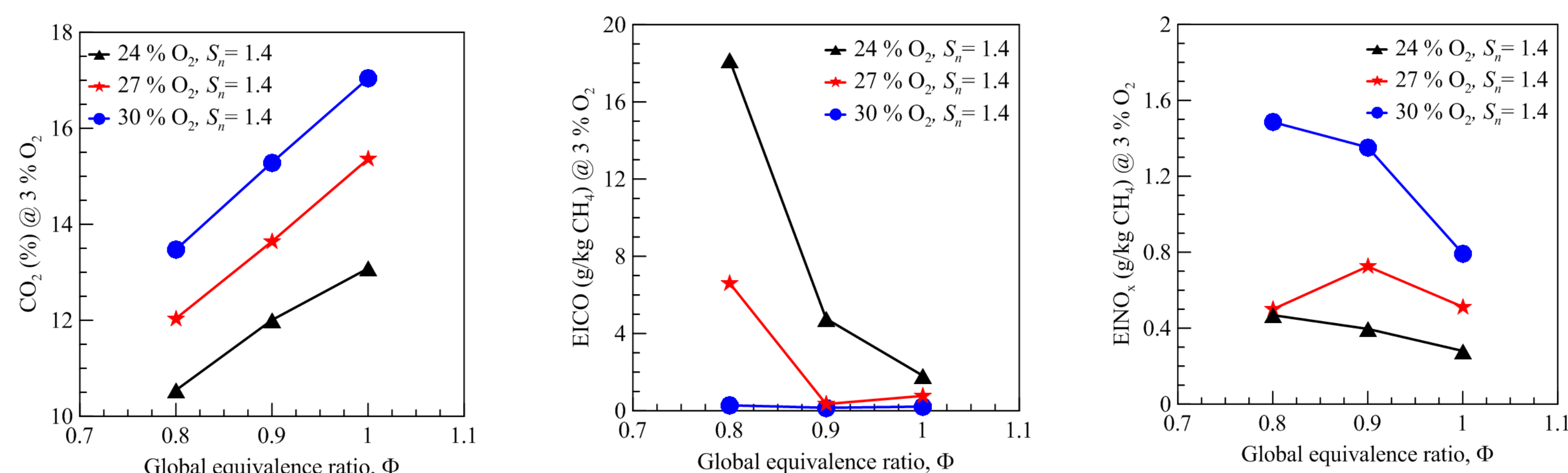


Two concentric tubes with a swirler in the annular part

Example of flame

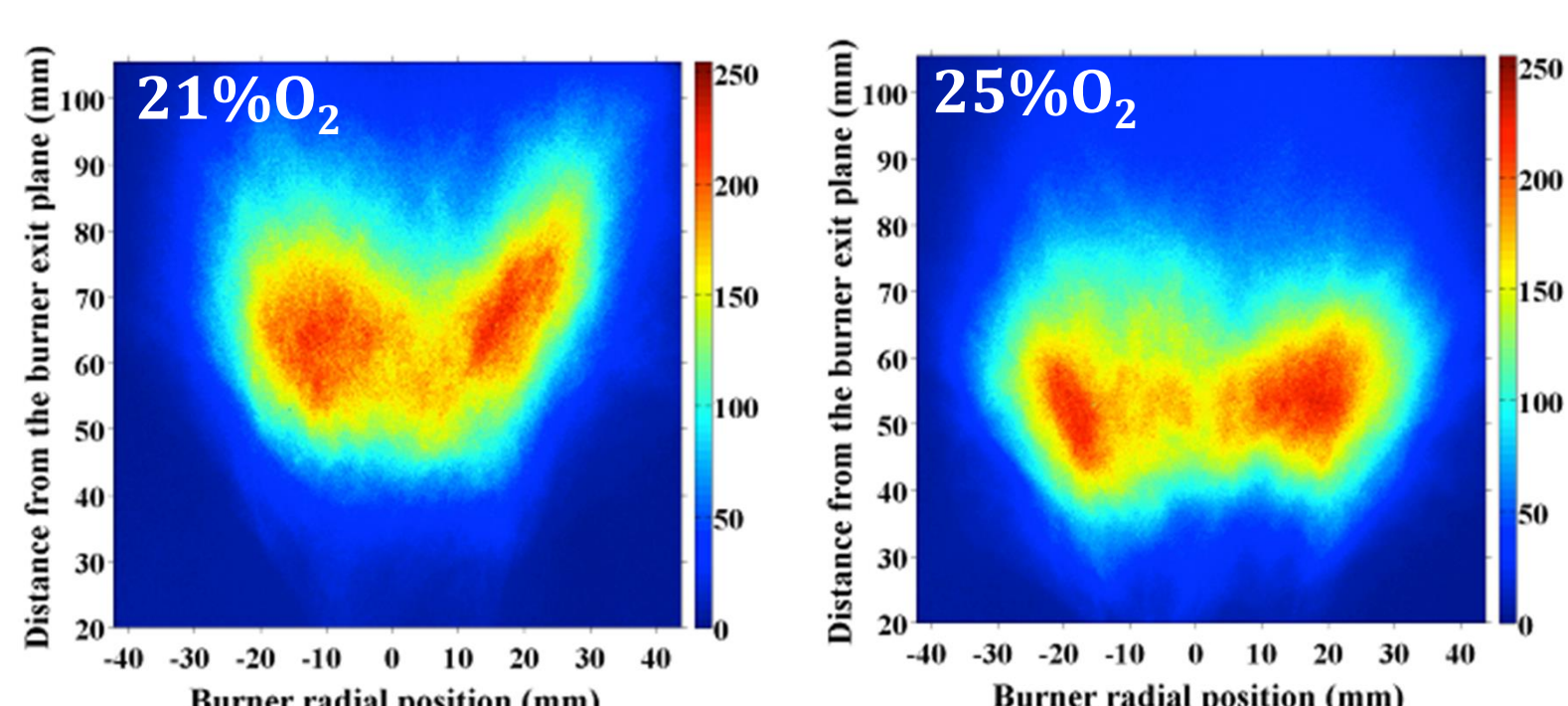


Pollutant emissions



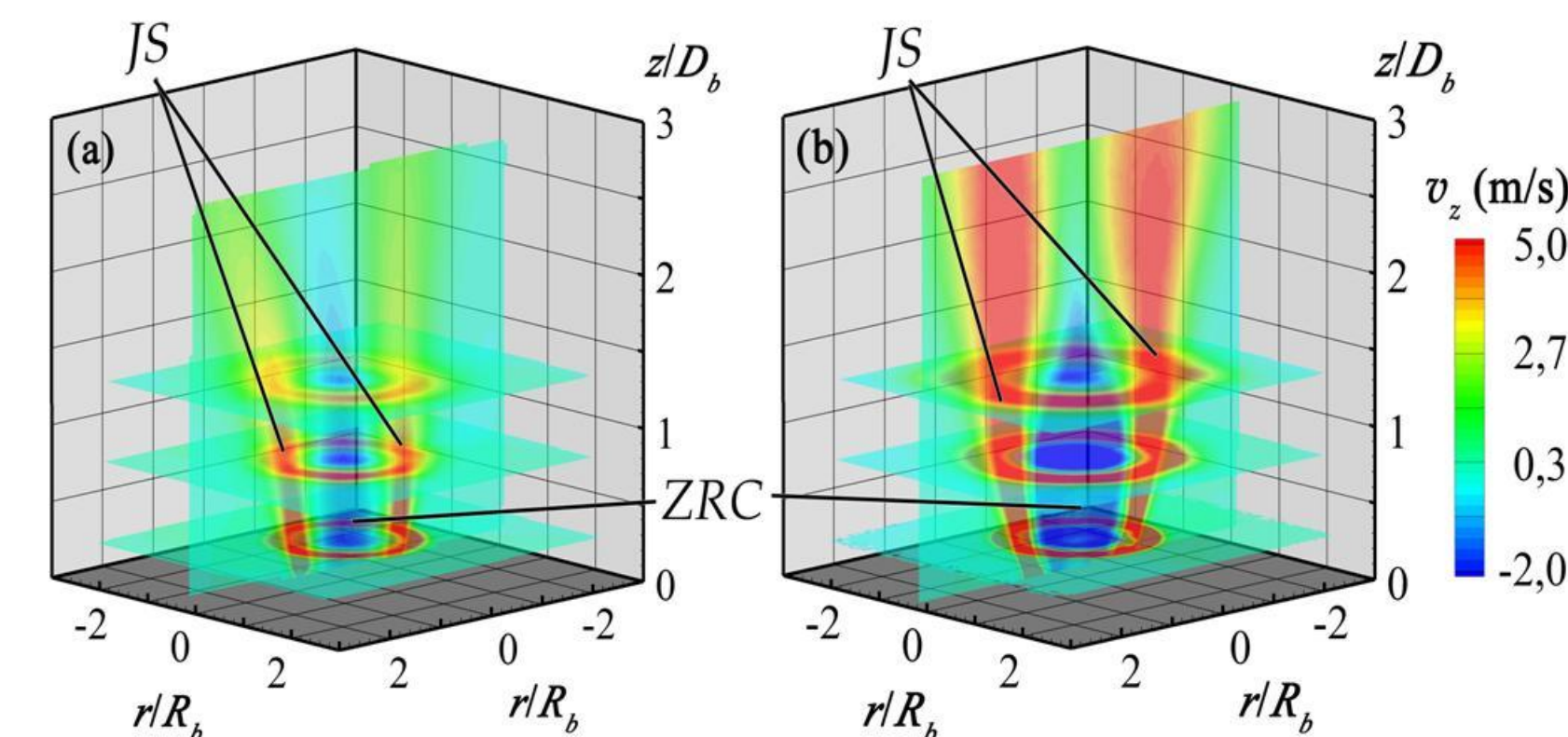
✓ With O₂ enrichment : CO₂ increases, CO decreases, NOx increases

Instantaneous OH* images



⇒ Flame stability is enhanced with oxygen addition even for low oxygen enrichment rates.

Velocity mean fields of non reacting and reacting flows



⇒ Recirculation zone at the flow center, and the swirling jet in the peripheral flow