



HAL
open science

Association between food insecurity and sarcopenia among adults aged ≥ 65 years in low-and middle-income countries

Lee Smith, Louis Jacob, Yvonne Barnett, Laurie T. Butler, Jae Shin, Guillermo Felipe López-Sánchez, Pinar Soysal, Nicola Veronese, Josep María Haro, Ai Koyanagi

► To cite this version:

Lee Smith, Louis Jacob, Yvonne Barnett, Laurie T. Butler, Jae Shin, et al.. Association between food insecurity and sarcopenia among adults aged ≥ 65 years in low-and middle-income countries. *Nutrients*, 2021, 13 (6), 10.3390/nu13061879 . hal-03287343

HAL Id: hal-03287343

<https://hal.science/hal-03287343>

Submitted on 7 Jun 2023

HAL is a multi-disciplinary open access archive for the deposit and dissemination of scientific research documents, whether they are published or not. The documents may come from teaching and research institutions in France or abroad, or from public or private research centers.







L'archive ouverte pluridisciplinaire **HAL**, est destinée au dépôt et à la diffusion de documents scientifiques de niveau recherche, publiés ou non, émanant des établissements d'enseignement et de recherche français ou étrangers, des laboratoires publics ou privés.



Distributed under a Creative Commons Attribution 4.0 International License

Article

Association between Food Insecurity and Sarcopenia among Adults Aged ≥ 65 Years in Low- and Middle-Income Countries

Lee Smith ¹, Louis Jacob ^{2,3}, Yvonne Barnett ⁴, Laurie T. Butler ⁴, Jae Il Shin ⁵, Guillermo F. López-Sánchez ⁶, Pinar Soysal ⁷, Nicola Veronese ⁸, Josep Maria Haro ² and Ai Koyanagi ^{2,9,*}

- ¹ The Cambridge Centre for Sport and Exercise Sciences, Anglia Ruskin University, Cambridge CB1 1PT, UK; lee.smith@aru.ac.uk
- ² Research and Development Unit, Parc Sanitari Sant Joan de Déu, CIBERSAM, Dr. Antoni Pujadas, 42, Sant Boi de Llobregat, 08830 Barcelona, Spain; louis.jacob.contacts@gmail.com (L.J.); jmharo@pssjd.org (J.M.H.)
- ³ Faculty of Medicine, University of Versailles Saint-Quentin-en-Yvelines, 78180 Montigny-le-Bretonneux, France
- ⁴ Faculty of Science and Engineering, Anglia Ruskin University, Cambridge CB1 1PT, UK; yvonne.barnett@aru.ac.uk (Y.B.); laurie.butler@aru.ac.uk (L.T.B.)
- ⁵ Department of Pediatrics, Yonsei University College of Medicine, Yonsei-ro 50, Seodaemun-gu, C.P.O. Box 8044, Seoul 120-752, Korea; pedshin2000@gmail.com
- ⁶ Vision and Eye Research Institute, School of Medicine, Faculty of Health, Education, Medicine and Social Care, Anglia Ruskin University, Cambridge CB1 1PT, UK; guillermo.lopez-sanchez@aru.ac.uk
- ⁷ Department of Geriatric Medicine, Bezmialem Vakif University, 34093 Istanbul, Turkey; dr.pinarsoysal@hotmail.com
- ⁸ Department of Geriatric Medicine, University of Palermo, 90133 Palermo, Italy; ilmannato@gmail.com
- ⁹ ICREA, Pg. Lluís Companys 23, 08010 Barcelona, Spain
- * Correspondence: a.koyanagi@pssjd.org



Citation: Smith, L.; Jacob, L.; Barnett, Y.; Butler, L.T.; Shin, J.I.; López-Sánchez, G.F.; Soysal, P.; Veronese, N.; Haro, J.M.; Koyanagi, A. Association between Food Insecurity and Sarcopenia among Adults Aged ≥ 65 Years in Low- and Middle-Income Countries. *Nutrients* **2021**, *13*, 1879. <https://doi.org/10.3390/nu13061879>

Academic Editor: Jessica C. Kieftede Jong

Received: 18 May 2021
Accepted: 28 May 2021
Published: 31 May 2021

Publisher's Note: MDPI stays neutral with regard to jurisdictional claims in published maps and institutional affiliations.



Copyright: © 2021 by the authors. Licensee MDPI, Basel, Switzerland. This article is an open access article distributed under the terms and conditions of the Creative Commons Attribution (CC BY) license (<https://creativecommons.org/licenses/by/4.0/>).

Abstract: Limited literature has investigated the association between food insecurity and sarcopenia in low- and middle-income countries (LMICs). Therefore, the aim of the present study was to investigate the association between food insecurity and sarcopenia among adults aged ≥ 65 years in six LMICs. Community-based cross-sectional data of the Study on Global Ageing and Adult Health were analyzed. Sarcopenia was defined as the presence of low skeletal muscle mass based on indirect population formula, and either slow gait or low handgrip strength. In the past, 12-month food insecurity was assessed with two questions on frequency of eating less and hunger due to lack of food. Multivariable logistic regression analysis was conducted. The final sample consisted of 14,585 individuals aged ≥ 65 years (mean (SD) age 72.6 (11.5) years; 55.0% females). The prevalence of sarcopenia among those with no food insecurity was 13.0% but this increased to 24.4% among those with severe food insecurity. After adjustment for potential confounders, compared to no food insecurity, severe food insecurity was associated with 2.05 (95%CI = 1.12–3.73) times higher odds for sarcopenia. In this large representative sample of older adults from multiple LMICs, it was found that severe food insecurity is associated with higher odds for sarcopenia. Addressing food insecurity in such settings may be an effective strategy to curb the high prevalence of sarcopenia in LMICs.

Keywords: food insecurity; sarcopenia; low- and middle-income countries; hunger; old adults

1. Introduction

Sarcopenia is defined as “age-related muscle loss, affecting a combination of appendicular muscle mass, muscle strength, and/or physical performance measures” [1]. In September 2016, sarcopenia was included in the ICD-10-CM as a medical condition [2]. Literature has revealed that the global prevalence of sarcopenia is high in older adults (between 5 to 10%), with a particularly high prevalence in low- and middle-income countries (LMICs) [3,4]. For example, one study in older Gambian men and women showed a prevalence of up to 20% and 45%, respectively [5]. Such a high prevalence of sarcopenia is of concern as sarcopenia has been associated with multiple detrimental health outcomes.

In a recent umbrella review, sarcopenia was associated with several adverse health-related outcomes in older people, including mortality and disability [6]. Therefore, there is an urgent need to investigate the risk factors for sarcopenia so that effective interventions can be implemented. It is also important to note that when increased amounts of adipose tissue accompany sarcopenia, it is referred to as sarcopenic obesity [7]. Sarcopenic obesity can increase risk above and beyond that of sarcopenia or obesity alone in terms of multiple non-communicable diseases, and long-term disability [8].

Previously reported risk factors for sarcopenia include low levels of physical activity, cardio-respiratory fitness and strength, and high levels of sedentary time [9]. Furthermore, nutrition has also been reported to be important in the development of sarcopenia. For example, a diet high in protein as well as high fruit consumption and a Mediterranean diet have been associated with lower risk for sarcopenia [10–12]. Furthermore, the lack of some micronutrients, particularly antioxidant micronutrients, have been implicated in the etiology of sarcopenia [13].

However, there is limited research on the association between food insecurity and sarcopenia. Food insecurity may be defined as the disruption of food intake or eating patterns because of lack of money and other resources [14] and is highly prevalent, especially in LMICs [15]. Food insecurity can lead to poor nutrition as food insecurity often compromises diet quality, as people tend to switch to more affordable but less nutritious food when food is scarce (e.g., high fat and carbohydrates, low vitamins, and micronutrients) [16]. Poor nutrition, in turn, may increase risk for sarcopenia [13].

There is currently a small but growing body of literature investigating the relationship between food insecurity and sarcopenia. One study carried out in the US including 2965 subjects aged ≥ 60 years concluded that food insecurity was strongly associated with sarcopenia [17]. However, another study carried out in one LMIC (Mexico) and utilizing a small sample ($n = 168$) of older adults aged ≥ 60 years observed a lack of association between food insecurity and sarcopenia [18]. Other research in LMICs have found that older individuals experiencing food insecurity have a lower mean standard deviation of muscle mass strength and physical performance, which are proxy measures for sarcopenia [19]. Clearly, more research is required to elucidate the association between food insecurity and sarcopenia in large representative samples of older adults from LMICs.

Given this background, the aim of the present study was to investigate the association between food insecurity and sarcopenia in a large nationally representative sample of adults aged ≥ 65 years from six LMICs. It is particularly important to study this association in LMICs as there is a high level of food insecurity and sarcopenia in these settings [5,20].

2. Methods

For the present analyses, data from SAGE were utilized and this data can be publicly accessed through the following link: <http://www.who.int/healthinfo/sage/en/> (accessed on 30 May 2021). This survey was administered between 2007 and 2010 in the following countries: China, Ghana, India, Mexico, Russia, and South Africa. All countries were LMICs based on the World Bank classification at the time of the survey. Details of the survey methodology have been published elsewhere [21]. In brief, in order to obtain nationally representative samples, a multistage clustered sampling design method was used. The sample consisted of adults aged ≥ 18 years with oversampling of those aged ≥ 50 years. Trained interviewers conducted face-to-face interviews using a standard questionnaire. Standard translation procedures were undertaken to ensure comparability between countries. The survey response rates were: China 93%; Ghana 81%; India 68%; Mexico 53%; Russia 83%; and South Africa 75%. Sampling weights were constructed to adjust for the population structure as reported by the United Nations Statistical Division. Ethical approval was obtained from the WHO Ethical Review Committee and local ethics research review boards. Written informed consent was obtained from all participants.

2.1. Sarcopenia

Following the criteria used in previous publications using the same dataset [22,23], sarcopenia was defined as having low skeletal muscle mass (SMM) as reflected by lower skeletal mass index (SMI) and either a slow gait speed or a weak handgrip strength [24]. Skeletal muscle mass (SMM) was calculated as the appendicular skeletal muscle mass (ASM) based on the equation proposed by Lee and colleagues: $ASM = 0.244 * weight + 7.8 * height + 6.6 * sex - 0.098 * age + race - 3.3$ (where female = 0 and male = 1; race = 0 (White and Hispanic), race = 1.9 (Black), and race = -1.6 (Asian)) [25]. ASM was further divided by BMI based on measured weight and height to create a skeletal muscle mass index (SMI) [26]. Low SMM was defined as the lowest quintile of the SMI based on sex-stratified values. Country-specific cut-offs were only used to determine low SMI, as this indicator is likely to be affected by racial differences in body composition [27]. Gait speed was based on a 4 m timed walk and was measured by asking the participant to walk at a normal pace. The interviewer recorded the time to completion of the 4 m walk. Slow gait speed referred to the lowest quintile of walking speed based on height, age, and sex-stratified values [28,29]. Weak handgrip strength was defined as <27 kg for men and <16 kg for women using the average value of the two handgrip measurements of the dominant hand [30].

2.2. Food Insecurity

Food insecurity was defined with the use of the two following questions: “In the last 12 months, how often did you ever eat less than you felt you should because there wasn’t enough food?” and “In the last 12 months, were you ever hungry, but didn’t eat because you couldn’t afford enough food?” Both of these questions had as answer options: every month (coded = 1); almost every month (coded = 2); some months, but not every month (coded = 3); only in 1 or 2 months (coded = 4); never (coded = 5). These items were adapted from similar items in food security questionnaires such as the US Household Food Security Survey Module and National Health and Nutrition Examination Survey (NHANES) Food Security module. As in previous SAGE studies, those who answered 1 through 3 to both questions or answered 1 to either question were coded as severely food insecure. Those who did not meet the criteria for severe food insecurity but answered 2 through 4 for either question were coded as moderately food insecure. Those who answered 5 to both questions were food secure [31,32].

2.3. Control Variables

The control variables were selected based on previous literature [10] and included sex, age, wealth, years of education received, alcohol consumption in the past 30 days (yes or no), smoking (never, current, past), physical activity, body mass index (BMI) based on measured weight and height (<18.5 kg/m² (underweight), 18.5–24.9 kg/m² (normal weight), 25.0–29.9 kg/m² (overweight), ≥30 kg/m² (obese)), and number of chronic diseases. Levels of physical activity were assessed with the Global Physical Activity Questionnaire and were classified as low, moderate, and high based on conventional cut-offs [33]. The total number of 11 chronic physical conditions (angina, arthritis, asthma, stroke, diabetes, edentulism, visual impairment, chronic lung disease, hypertension, chronic back pain, and hearing problems) was calculated for each participant. The diagnosis was based on the presence of either one of the following: self-reported diagnosis, or symptom-based diagnosis based on algorithms, etc.

2.4. Statistical Analysis

The statistical analysis was performed with Stata 14.1 (Stata Corp LP, College Station, TX, USA). The analysis was restricted to those aged ≥65 years, as sarcopenia is an age-related condition. The difference in sample characteristics by food insecurity status was tested by Chi-squared tests and one-way ANOVA for categorical and continuous variables, respectively. We conducted multivariable logistic regression analysis with food

insecurity as the exposure variable and sarcopenia as the outcome. In order to assess the influence of different variables in the association between food insecurity and sarcopenia, we constructed four models: Model 1—adjusted for sociodemographic variables (sex, age, wealth, education, country); Model 2—adjusted for factors in Model 1 and behavioral factors (alcohol consumption, smoking, physical activity); Model 3—adjusted for factors in Model 2 and BMI; Model 4—adjusted for factors in Model 3 and number of chronic diseases (fully adjusted model). We also assessed whether there is effect modification by sex in the association between food insecurity and sarcopenia by including an interaction term (food insecurity \times sex) in the fully adjusted model. Dummy variables for each country were included in the model to adjust for country [32,33]. All variables were included in the models as categorical variables with the exception of age, education, and number of chronic diseases (continuous variables). The sample weighting and the complex study design were taken into account in the analyses to generate nationally representative estimates. Results from the regression analyses are presented as odds ratios (ORs) with 95% confidence intervals (CIs). The level of statistical significance was set at $p < 0.05$.

3. Results

The final sample consisted of 14,585 individuals (China $n = 5360$; Ghana $n = 1975$; India $n = 2441$; Mexico $n = 1375$; Russia $n = 1950$; South Africa $n = 1484$) aged ≥ 65 years with a mean (SD) age of 72.6 (11.5) years and 55.0% were females. The prevalence of sarcopenia was 13.5%, while that of moderate and severe food insecurity were 6.7% and 5.0%, respectively. The sample characteristics are shown in Table 1. Food insecurity was more common among females, the poorer, and those with less education. The prevalence of sarcopenia was particularly high among those with severe food insecurity in the overall sample as well as those stratified by sex (Figure 1). For example, in the overall sample, the prevalence of sarcopenia among those with no food insecurity was 13.0% but this increased to 24.4% among those with severe food insecurity. The association between food insecurity and sarcopenia estimated by multivariable logistic regression is shown in Table 2. In the fully adjusted model (Model 4), compared to no food insecurity, severe food insecurity was associated with 2.05 (95%CI = 1.12–3.73) times higher odds for sarcopenia. The sequential inclusion of different variables in the model had almost no influence in the association between food insecurity and sarcopenia (Model 1 to 4). Interaction analysis showed that there is no effect modification in the association between food insecurity and sarcopenia by sex.

Table 1. Sample characteristics (overall and by food insecurity).

Characteristic		Food Insecurity				<i>p</i> -Value ^a
		Overall	None	Moderate	Severe	
Sex	Male	45.0	46.1	37.7	37.8	0.009
	Female	55.0	53.9	62.3	62.2	
Age (years)	Mean (SD)	72.6 (11.5)	72.5 (11.0)	71.9 (12.6)	72.5 (14.9)	0.177
Wealth	Poorest	21.7	19.5	35.3	41.6	<0.001
	Poorer	21.0	20.0	29.3	26.9	
	Middle	20.4	20.4	22.3	18.6	
	Richer	17.5	18.8	8.0	7.6	
	Richest	19.4	21.4	5.1	5.3	
Education (years)	Mean (SD)	5.2 (9.3)	5.4 (9.1)	3.9 (9.7)	3.6 (10.7)	<0.001
Alcohol consumption	No	86.1	85.9	87.2	87.1	0.755
	Yes	13.9	14.1	12.8	12.9	
Smoking	Never	62.2	62.9	57.3	56.8	0.139
	Current	29.3	28.6	33.2	35.7	
	Quit	8.5	8.5	9.5	7.5	
Physical activity	High	35.2	34.0	45.1	43.7	<0.001

Table 1. Cont.

Characteristic		Food Insecurity				p-Value ^a
		Overall	None	Moderate	Severe	
BMI (kg/m ²)	Moderate	25.2	26.3	17.8	15.1	<0.001
	Low	39.6	39.7	37.1	41.2	
	<18.5	19.3	17.5	32.4	34.8	
	18.5–24.9	46.4	47.3	42.6	35.5	
	25.0–29.9	23.9	25.1	14.7	14.9	
No. of chronic diseases	≥30	10.4	10.2	10.3	14.8	<0.001
	Mean (SD)	2.1 (2.8)	2.1 (2.7)	2.4 (3.7)	2.6 (4.1)	

Abbreviation: SD Standard deviation; BMI Body mass index; ^a p-value was obtained by Chi-squared test and one-way ANOVA for categorical and continuous variables, respectively.

Table 2. Association between food insecurity and sarcopenia (outcome) estimated by multivariable logistic regression.

Characteristic		Model 1		Model 2		Model 3		Model 4	
		OR	95%CI	OR	95%CI	OR	95%CI	OR	95%CI
Food insecurity	None	1.00		1.00		1.00		1.00	
	Moderate	0.82	[0.56,1.21]	0.84	[0.57,1.25]	0.87	[0.59,1.28]	0.87	[0.59,1.30]
	Severe	1.98 *	[1.10,3.58]	2.04 *	[1.13,3.68]	2.11 *	[1.16,3.85]	2.05 *	[1.12,3.73]
Sex	Male	1.00		1.00		1.00		1.00	
	Female	0.81 *	[0.66,0.99]	0.77 *	[0.60,0.99]	0.72 *	[0.56,0.93]	0.72 **	[0.56,0.92]
Age (years)		1.12 ***	[1.10,1.14]	1.11 ***	[1.10,1.13]	1.12 ***	[1.10,1.14]	1.12 ***	[1.10,1.14]
Wealth	Poorest	1.00		1.00		1.00		1.00	
	Poorer	0.76	[0.56,1.04]	0.77	[0.56,1.05]	0.73	[0.53,1.01]	0.76	[0.55,1.04]
	Middle	0.78	[0.55,1.10]	0.79	[0.55,1.11]	0.75	[0.52,1.07]	0.74	[0.51,1.06]
	Richer	0.66 **	[0.49,0.89]	0.65 **	[0.48,0.87]	0.60 **	[0.44,0.82]	0.60 **	[0.44,0.82]
	Richest	0.54 **	[0.35,0.81]	0.53 **	[0.35,0.80]	0.45 ***	[0.28,0.71]	0.46 **	[0.29,0.73]
Education (years)		0.95 ***	[0.92,0.98]	0.95 ***	[0.92,0.98]	0.94 ***	[0.92,0.97]	0.95 ***	[0.92,0.98]
Alcohol consumption	No			1.00		1.00		1.00	
	Yes			0.74	[0.52,1.04]	0.75	[0.53,1.06]	0.75	[0.53,1.08]
Smoking	Never			1.00		1.00		1.00	
	Current			0.98	[0.74,1.30]	1.04	[0.78,1.39]	1.02	[0.76,1.37]
	Quit			1.19	[0.83,1.69]	1.18	[0.83,1.68]	1.12	[0.78,1.60]
Physical activity	High			1.00		1.00		1.00	
	Moderate			1.23	[0.97,1.55]	1.21	[0.95,1.54]	1.14	[0.89,1.45]
	Low			1.22	[0.97,1.53]	1.20	[0.95,1.52]	1.12	[0.89,1.42]
BMI (kg/m ²)	18.5–24.9					1.00		1.00	
	25.0–29.9					1.36 **	[1.08,1.70]	1.36 **	[1.09,1.70]
	≥30					2.60 ***	[1.65,4.10]	2.48 ***	[1.55,3.97]
	<18.5					0.63 **	[0.44,0.89]	0.64 *	[0.45,0.92]
No. of chronic diseases							1.14 ***	[1.06,1.22]	

Abbreviation: OR Odds ratio; CI Confidence interval; BMI Body mass index. Models are adjusted for all variables in the respective column and country. * $p < 0.05$, ** $p < 0.01$, *** $p < 0.001$.

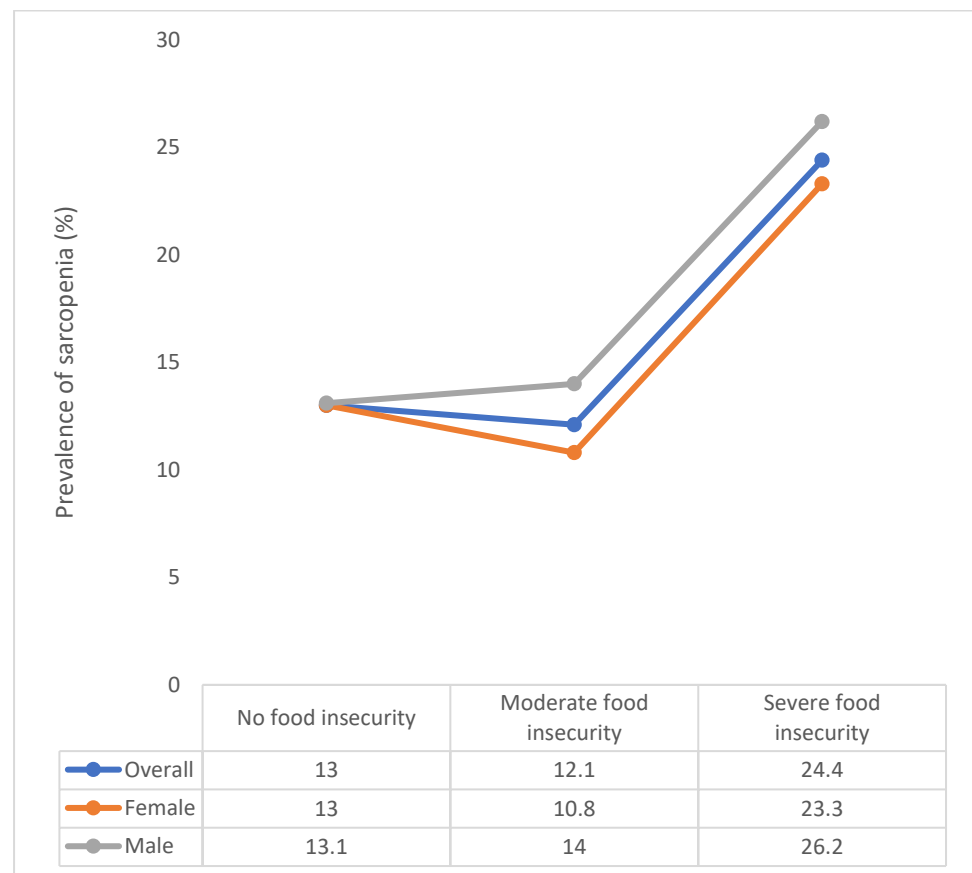


Figure 1. Prevalence of sarcopenia by food insecurity status (overall and by sex).

4. Discussion

4.1. Main Findings and Comparison with Previous Literature

In this large representative sample of older adults from six LMICs, it was observed that compared to no food insecurity, severe food insecurity was associated with 2.05 times higher odds for sarcopenia. Our findings support literature that has demonstrated an association between food insecurity and a higher risk of sarcopenia [17] and adds to this by demonstrating such an association in a large representative sample of older adults from six LMICs, which collectively represents nearly half of the worldwide population. The present findings also support literature investigating food insecurity with a more proxy outcome (muscle mass strength and physical performance) [19]. However, the present findings contradict the only other existing study on this topic carried out in a LMIC (Mexico) that observed no significant associations [18]. However, this study only included 168 participants and it is possible that it lacked statistical power to detect a difference.

4.2. Interpretation of Findings

Interestingly, the present analysis demonstrated that the control variables included in this study (e.g., physical activity, BMI, chronic physical diseases) have very little influence in the association between food insecurity and sarcopenia. Therefore, this association may predominantly be explained by factors which were not included in our study such as nutritional factors. Specifically, food insecurity is associated with multiple micro- and macro-nutrient deficiencies, many of which deficiencies may increase risk of sarcopenia. For example, exogenous antioxidant vitamins contribute to the maintenance of skeletal muscle mass. Importantly, in the ageing population endogenous antioxidant efficiency is reduced [34–37]. Indeed, a higher dietary intake of antioxidants (e.g., vitamin C and beta-carotene) has been shown to be associated with higher skeletal muscular strength

among older adults residing in Italy [38]. Next, food insecurity has been found to be associated with a suboptimal intake of folate [39], and low folate intake has been found to be associated with increased risk of sarcopenia [40].

Finally, food insecurity, particularly hunger, may lead to energy deficiency. Acute energy deficiency is associated with changes in body composition, as well as a reduced basal metabolic rate, and thus likely increases risk of sarcopenia [41].

4.3. Public Health Implications and Areas for Future Research

The results of our study show that interventions to combat food insecurity among older people in LMICs may also aid in the prevention of sarcopenia. One such intervention may include the implementation of food banks which have been highly successful in high-income countries to tackle food insecurity [42]. Another successful intervention in high-income countries specifically targeted at older adults is home delivery of meals supported by governments [43,44]. However, such initiatives are rare in LMICs and will require strong governmental “buy in” to implement. In addition, future studies should assess the content of food that food insecure older people tend to consume in LMICs, and how quantity and diversity of food consumed in this population influences health outcomes, including sarcopenia.

4.4. Strengths and Limitations

The large sample of older adults from multiple LMICs is a clear strength of the present work. However, findings must be considered in light of the study’s limitations. First, the study is cross-sectional in nature and thus the direction of the association cannot be confirmed. However, it is unlikely that sarcopenia drives food insecurity rather than vice versa. Second, the study relied mostly on self-reported data which could have been affected by factors such as recall and social desirability biases. Finally, the measure of food insecurity used in our study was based on two questions and did not constitute a comprehensive food insecurity measure.

5. Conclusions

In this large representative sample of older adults from multiple LMICs, it was found that severe food insecurity is associated with higher odds for sarcopenia. Addressing food insecurity in such settings may be an effective strategy to curb the high prevalence of sarcopenia in LMICs.

Author Contributions: Conceptualization—A.K., L.S.; Analyses A.K.; Interpretation—A.K., L.S.; Writing—original draft preparation, L.S., A.K.; writing—review and editing, L.S., L.J., Y.B., L.T.B., J.I.S., G.F.L.-S., P.S., N.V., J.M.H., A.K. All authors have read and agreed to the published version of the manuscript.

Funding: This research received no external funding.

Institutional Review Board Statement: The study was conducted according to the guidelines of the Declaration of Helsinki, and approved by the WHO Ethical Review Committee and local ethics research review boards.

Informed Consent Statement: Informed consent was obtained from all subjects involved in the study.

Data Availability Statement: The data presented in this study are available on request from the corresponding author.

Conflicts of Interest: The authors declare no conflict of interest.

References

1. Woo, J. Sarcopenia. *Clin. Geriatr. Med.* **2017**, *33*, 305–314. [[CrossRef](#)]
2. Anker, S.D.; Morley, J.E.; von Haehling, S. Welcome to the ICD-10 code for sarcopenia. *J Cachexia Sarcopenia Muscle* **2016**, *7*, 512–514. [[CrossRef](#)] [[PubMed](#)]

3. Morley, J.E.; Anker, S.D.; Von Haehling, S. Prevalence, incidence, and clinical impact of sarcopenia: Facts, numbers, and epidemiology—update 2014. *J. Cachexia Sarcopenia Muscle* **2014**, *5*, 253–259. [[CrossRef](#)]
4. von Haehling, S.; Morley, J.E.; Anker, S.D. From muscle wasting to sarcopenia and myopenia: Update 2012. *J. Cachexia Sarcopenia Muscle* **2012**, *3*, 213–217. [[CrossRef](#)]
5. Zengin, A.; Jarjou, L.M.; Prentice, A.; Cooper, C.; Ebeling, P.R.; Ward, K.A. The prevalence of sarcopenia and relationships between muscle and bone in ageing West-African Gambian men and women. *J. Cachexia Sarcopenia Muscle* **2018**, *9*, 920–928. [[CrossRef](#)] [[PubMed](#)]
6. Veronese, N.; Demurtas, J.; Soysal, P.; Smith, L.; Torbahn, G.; Schoene, D.; Schwingshackl, L.; Sieber, C.; Bauer, J.; Cesari, M. Sarcopenia and health-related outcomes: An umbrella review of observational studies. *Eur. Geriatr. Med.* **2019**, *10*, 853–862. [[CrossRef](#)]
7. Roh, E.; Choi, K.M. Health Consequences of Sarcopenic Obesity: A Narrative Review. *Front. Endocrinol.* **2020**, *11*, 332. [[CrossRef](#)] [[PubMed](#)]
8. Batsis, J.A.; Villareal, D.T. Sarcopenic obesity in older adults: Aetiology, epidemiology and treatment strategies. *Nat. Rev. Endocrinol.* **2018**, *14*, 513–537. [[CrossRef](#)]
9. Meier, N.F.; Lee, D. Physical activity and sarcopenia in older adults. *Aging Clin. Exp. Res.* **2019**, *32*, 1675–1687. [[CrossRef](#)]
10. Koyanagi, A.; Veronese, N.; Solmi, M.; Oh, H.; Shin, J.I.; Jacob, L.; Yang, L.; Haro, J.M.; Smith, L. Fruit and vegetable consumption and sarcopenia among older adults in low-and middle-income countries. *Nutrients* **2020**, *12*, 706. [[CrossRef](#)]
11. Ganapathy, A.; Nieves, J.W. Nutrition and Sarcopenia—What Do We Know? *Nutrients* **2020**, *12*, 1755. [[CrossRef](#)] [[PubMed](#)]
12. Liao, C.; Chen, H.; Huang, S.; Liou, T. The role of muscle mass gain following protein supplementation plus exercise therapy in older adults with sarcopenia and frailty risks: A systematic review and meta-regression analysis of randomized trials. *Nutrients* **2019**, *11*, 1713. [[CrossRef](#)] [[PubMed](#)]
13. Robinson, S.; Cooper, C.; Aihie Sayer, A. Nutrition and sarcopenia: A review of the evidence and implications for preventive strategies. *J. Aging Res.* **2012**, *2012*, 510801. [[CrossRef](#)] [[PubMed](#)]
14. Nord, M.; Andrews, M.; Carlson, S. *Household Food Security in the United States, 2005*; United States Department of Agriculture USDA: Washington, DC, USA, 2006; pp. 1–60.
15. Koyanagi, A.; Stubbs, B.; Oh, H.; Veronese, N.; Smith, L.; Haro, J.M.; Vancampfort, D. Food insecurity (hunger) and suicide attempts among 179,771 adolescents attending school from 9 high-income, 31 middle-income, and 4 low-income countries: A cross-sectional study. *J. Affect. Disord.* **2019**, *248*, 91–98. [[CrossRef](#)]
16. Lê, K.; Faeh, D.; Stettler, R.; Debard, C.; Loizon, E.; Vidal, H.; Boesch, C.; Ravussin, E.; Tappy, L. Effects of four-week high-fructose diet on gene expression in skeletal muscle of healthy men. *Diabetes Metab.* **2008**, *34*, 82–85. [[CrossRef](#)]
17. Batsis, J.; Petersen, C.; Gooding, T. Association of Food Insecurity and Sarcopenia: The National Health and Nutrition Examination Surveys. *Innov. Aging* **2020**, *4*, 773. [[CrossRef](#)]
18. Perez-Zepeda, M.U. Food Insecurity and its association with sarcopenia elements. *Innov. Aging* **2017**, *1*, 50–51. [[CrossRef](#)]
19. Shafiee, G.; Heshmat, R.; Ostovar, A.; Nabipour, I.; Larijani, B. Sarcopenia disease in Iran: An overview. *J. Diabetes Metab. Disord.* **2019**, *18*, 665–674. [[CrossRef](#)]
20. World Health Organization. *The State of Food Security and Nutrition in the World 2020: Transforming Food Systems for Affordable Healthy Diets*; Food & Agriculture Org.: Rome, Italy, 2020; Volume 2020.
21. Kowal, P.; Chatterji, S.; Naidoo, N.; Biritwum, R.; Fan, W.; Lopez Ridaura, R.; Maximova, T.; Arokiasamy, P.; Phaswana-Mafuya, N.; Williams, S. Data resource profile: The World Health Organization Study on global AGEing and adult health (SAGE). *Int. J. Epidemiol.* **2012**, *41*, 1639–1649. [[CrossRef](#)]
22. Tyrovolas, S.; Koyanagi, A.; Olaya, B.; Ayuso-Mateos, J.L.; Miret, M.; Chatterji, S.; Tobiasz-Adamczyk, B.; Koskinen, S.; Leonardi, M.; Haro, J.M. Factors associated with skeletal muscle mass, sarcopenia, and sarcopenic obesity in older adults: A multi-continent study. *J. Cachexia Sarcopenia Muscle* **2016**, *7*, 312–321. [[CrossRef](#)]
23. Veronese, N.; Smith, L.; Barbagallo, M.; Yang, L.; Zou, L.; Haro, J.M.; Koyanagi, A. Sarcopenia and fall-related injury among older adults in five low-and middle-income countries. *Exp. Gerontol.* **2021**, *147*, 111262. [[CrossRef](#)]
24. Dam, T.; Peters, K.W.; Fragala, M.; Cawthon, P.M.; Harris, T.B.; McLean, R.; Shardell, M.; Alley, D.E.; Kenny, A.; Ferrucci, L. An evidence-based comparison of operational criteria for the presence of sarcopenia. *J. Gerontol. A Biol. Sci. Med. Sci.* **2014**, *69*, 584–590. [[CrossRef](#)] [[PubMed](#)]
25. Lee, R.C.; Wang, Z.; Heo, M.; Ross, R.; Janssen, I.; Heymsfield, S.B. Total-body skeletal muscle mass: Development and cross-validation of anthropometric prediction models. *Am. J. Clin. Nutr.* **2000**, *72*, 796–803. [[CrossRef](#)] [[PubMed](#)]
26. Studenski, S.A.; Peters, K.W.; Alley, D.E.; Cawthon, P.M.; McLean, R.R.; Harris, T.B.; Ferrucci, L.; Guralnik, J.M.; Fragala, M.S.; Kenny, A.M. The FNIH sarcopenia project: Rationale, study description, conference recommendations, and final estimates. *J. Gerontol. A Biol. Sci. Med. Sci.* **2014**, *69*, 547–558. [[CrossRef](#)] [[PubMed](#)]
27. Ortiz, O.; Russell, M.; Daley, T.L.; Baumgartner, R.N.; Waki, M.; Lichtman, S.; Wang, J.; Pierson Jr, R.N.; Heymsfield, S.B. Differences in skeletal muscle and bone mineral mass between black and white females and their relevance to estimates of body composition. *Am. J. Clin. Nutr.* **1992**, *55*, 8–13. [[CrossRef](#)]
28. Tyrovolas, S.; Koyanagi, A.; Olaya, B.; Ayuso-Mateos, J.L.; Miret, M.; Chatterji, S.; Tobiasz-Adamczyk, B.; Koskinen, S.; Leonardi, M.; Haro, J.M. The role of muscle mass and body fat on disability among older adults: A cross-national analysis. *Exp. Gerontol.* **2015**, *69*, 27–35. [[CrossRef](#)]

29. Capistrant, B.D.; Glymour, M.M.; Berkman, L.F. Assessing mobility difficulties for cross-national comparisons: Results from the World Health Organization Study on Global AGEing and Adult Health. *J. Am. Geriatr. Soc.* **2014**, *62*, 329–335. [[CrossRef](#)]
30. Cruz-Jentoft, A.J.; Bahat, G.; Bauer, J.; Boirie, Y.; Bruyère, O.; Cederholm, T.; Cooper, C.; Landi, F.; Rolland, Y.; Sayer, A.A. Sarcopenia: Revised European consensus on definition and diagnosis. *Age Ageing* **2019**, *48*, 16–31. [[CrossRef](#)]
31. Schrock, J.M.; McClure, H.H.; Snodgrass, J.J.; Liebert, M.A.; Charlton, K.E.; Arokiasamy, P.; Naidoo, N.; Kowal, P. Food insecurity partially mediates associations between social disadvantage and body composition among older adults in india: Results from the study on global AGEing and adult health (SAGE). *Am. J. Hum. Biol.* **2017**, *29*, e23033. [[CrossRef](#)]
32. Koyanagi, A.; Veronese, N.; Stubbs, B.; Vancampfort, D.; Stickley, A.; Oh, H.; Shin, J.I.; Jackson, S.; Smith, L.; Lara, E. Food insecurity is associated with mild cognitive impairment among middle-aged and older adults in South Africa: Findings from a nationally representative survey. *Nutrients* **2019**, *11*, 749. [[CrossRef](#)]
33. Bull, F.C.; Maslin, T.S.; Armstrong, T. Global physical activity questionnaire (GPAQ): Nine country reliability and validity study. *J. Phys. Act. Health* **2009**, *6*, 790–804. [[CrossRef](#)]
34. Stubbs, B.; Vancampfort, D.; Veronese, N.; Schofield, P.; Lin, P.; Tseng, P.; Solmi, M.; Thompson, T.; Carvalho, A.F.; Koyanagi, A. Multimorbidity and perceived stress: A population-based cross-sectional study among older adults across six low-and middle-income countries. *Maturitas* **2018**, *107*, 84–91. [[CrossRef](#)]
35. Stubbs, B.; Vancampfort, D.; Firth, J.; Schuch, F.B.; Hallgren, M.; Smith, L.; Gardner, B.; Kahl, K.G.; Veronese, N.; Solmi, M. Relationship between sedentary behavior and depression: A mediation analysis of influential factors across the lifespan among 42,469 people in low-and middle-income countries. *J. Affect. Disord.* **2018**, *229*, 231–238. [[CrossRef](#)]
36. Conti, V.; Izzo, V.; Corbi, G.; Russomanno, G.; Manzo, V.; De Lise, F.; Di Donato, A.; Filippelli, A. Antioxidant supplementation in the treatment of aging-associated diseases. *Front. Pharmacol.* **2016**, *7*, 24. [[CrossRef](#)]
37. Saito, K.; Yokoyama, T.; Yoshida, H.; Kim, H.; Shimada, H.; Yoshida, Y.; Iwasa, H.; Shimizu, Y.; Kondo, Y.; Handa, S. A significant relationship between plasma vitamin C concentration and physical performance among Japanese elderly women. *J. Gerontol. A Biol. Sci. Med. Sci.* **2012**, *67*, 295–301. [[CrossRef](#)]
38. Cesari, M.; Pahor, M.; Bartali, B.; Cherubini, A.; Penninx, B.W.; Williams, G.R.; Atkinson, H.; Martin, A.; Guralnik, J.M.; Ferrucci, L. Antioxidants and physical performance in elderly persons: The Invecchiare in Chianti (InCHIANTI) study. *Am. J. Clin. Nutr.* **2004**, *79*, 289–294. [[CrossRef](#)]
39. Davison, K.M.; Gondara, L.; Kaplan, B.J. Food insecurity, poor diet quality, and suboptimal intakes of folate and iron are independently associated with perceived mental health in Canadian adults. *Nutrients* **2017**, *9*, 274. [[CrossRef](#)] [[PubMed](#)]
40. Kuo, Y.; Wang, T.; Liu, L.; Lee, W.; Peng, L.; Chen, L. Epidemiology of sarcopenia and factors associated with it among community-dwelling older adults in Taiwan. *Am. J. Med. Sci.* **2019**, *357*, 124–133. [[CrossRef](#)]
41. Kurpad, A.V.; Muthayya, S.; Vaz, M. Consequences of inadequate food energy and negative energy balance in humans. *Public Health Nutr.* **2005**, *8*, 1053–1076. [[CrossRef](#)]
42. Bazerghi, C.; McKay, F.H.; Dunn, M. The role of food banks in addressing food insecurity: A systematic review. *J. Community Health* **2016**, *41*, 732–740. [[CrossRef](#)]
43. GOV.UK Get Meals at Home (Meals on Wheels). Available online: <https://www.gov.uk/meals-home> (accessed on 24 April 2021).
44. Encyclopedia of Food Safety Meals on Wheels. Available online: <https://www.sciencedirect.com/topics/agricultural-and-biological-sciences/meals-on-wheels> (accessed on 24 April 2021).