



HAL
open science

Joint signal detection and channel estimation in multi-scale multi-lag underwater acoustic environments

François-Xavier Socheleau

► **To cite this version:**

François-Xavier Socheleau. Joint signal detection and channel estimation in multi-scale multi-lag underwater acoustic environments. UACE 2021: 6th Underwater Acoustics Conference and Exhibition Series, Jun 2021, Heraklion, Greece. 10.1121/2.0001431 . hal-03284711

HAL Id: hal-03284711

<https://hal.science/hal-03284711v1>

Submitted on 12 Jul 2021

HAL is a multi-disciplinary open access archive for the deposit and dissemination of scientific research documents, whether they are published or not. The documents may come from teaching and research institutions in France or abroad, or from public or private research centers.

L'archive ouverte pluridisciplinaire **HAL**, est destinée au dépôt et à la diffusion de documents scientifiques de niveau recherche, publiés ou non, émanant des établissements d'enseignement et de recherche français ou étrangers, des laboratoires publics ou privés.



POMA

Proceedings of
Meetings on Acoustics

Volume 44

<http://acousticalsociety.org/>

6th Underwater Acoustics Conference & Exhibition



20-25 June 2021

Signal Processing in Acoustics: Underwater
Communications and Networking

Joint signal detection and channel estimation in multi-scale multi-lag underwater acoustic environments

Francois-Xavier Socheleau

*MEE, IMT Atlantique Bretagne-Pays de la Loire - Campus de Brest, Brest, Bretagne, 29238, FRANCE;
fx.socheleau@imt-atlantique.fr*

We consider the problem of jointly detecting a known signal and estimating the channel in the frequency range used by underwater acoustic communication systems. A multi-scale multi-lag propagation environment is considered and no prior knowledge of the channel order is assumed. The proposed detection/estimation method is based on the framework of multifamily generalized likelihood ratio tests applied to a signal lying in a union of subspaces. The result is a "tuning-free" orthogonal matching pursuit algorithm with a stopping criterion that does not require the knowledge of the number of channel taps or the noise variance. The performance is illustrated with replay simulations using real shallow-water channels measured in the Mediterranean Sea. Numerical results show that the proposed method outperforms competing algorithms in terms of both detection probability and channel estimation error. In addition, channel estimation does not exhibit a performance floor as observed with fixed-order-based approaches.



1. INTRODUCTION

Acoustic signal detection and channel estimation is of interest for a wide range of applications, including underwater source localization and wireless communications. For instance, model-based localization techniques seek to estimate the channel structure in order to compute source position estimates by solving an inverse problem.¹⁻³ Similarly, channel estimation can be very useful to recover the transmitted information in a communication context.^{4,5} In both cases, estimation is often made possible by detecting and processing a known signal referred to as beacon or preamble.

Detection of a known signal usually relies on a bank of matched-filters (BMF). Depending on the underlying assumptions on the channel and the noise, detection is performed by comparing the BMF outputs to some threshold after being possibly normalized, combined and/or ordered (maximization over Doppler branches, time delay averaging, accumulation of the strongest correlations, rank reduction, etc.).^{6,7} Estimation methods rely on multipath channel models with various assumptions about their structure. For instance, the model may have a predefined degree of sparsity and/or it may explicitly consider the multi-scale structure due to path-dependent Doppler shifts.^{3,5,8,9}

Be it for the detection of a known signal or for channel estimation, the channel order is often assumed to be known or fixed a priori. This knowledge is either explicit by considering a fixed number of dominant taps or implicit by assuming some knowledge on the signal-to-noise ratio or by setting specific values for sparse regularization parameters. When the actual order departs from the presumed one, the performance degrades significantly. If it is overestimated, noise may be injected in the detection and estimation procedures. If underestimated, only part of the available signal energy is exploited.

The main contribution of this work is to propose a single method for joint signal detection and channel estimation with a multi-scale multi-lag (MSML) model and without prior knowledge of the channel order. This contribution is based on the framework of multifamily generalized likelihood ratio tests (MFGLRT) applied to a signal lying in a union of subspaces (UoS).¹⁰ In this framework, the channel output signal is assumed to lie in one out of a possible set of known subspaces. The candidate set of subspaces is here built from all the possible MSML channel structures. Although efficient,¹⁰ the resulting detection/estimation method is too complex to be applicable in our context. Therefore, we propose an approximate solution based on a modified implementation of orthogonal matching pursuit (OMP). This solution automatically estimates the signal subspace as well as the channel order from the data without the knowledge of the noise variance. The benefit of the proposed method is illustrated with replay simulations using real shallow-water channels measured in the Mediterranean Sea. Numerical results show that it outperforms competing algorithms in terms of both detection probability and channel estimation error.

The paper is organized as follows. Sec. 2 is devoted to the problem formulation. The derivation of the MFGLRT as well as its approximated formulation based on OMP is presented in Sec. 3. Numerical results are provided in Sec. 4, followed by conclusions in Sec. 5.

2. PROBLEM FORMULATION

We consider the possible transmission of a known signal $x(t)$ over a MSML underwater acoustic communication channel. At reception, the baseband signal $y(t)$ is either modeled as

$$\mathcal{H}_0 : y(t) = w(t), \quad (1)$$

when no signal is transmitted or as

$$\mathcal{H}_1 : y(t) = \sum_{\ell=0}^{L-1} \alpha_{\ell}(t)x(t - \tau_{\ell}(t))e^{-i2\pi f_c \tau_{\ell}(t)} + w(t), \quad (2)$$

when $x(t)$ is transmitted. $\alpha_\ell(t)$ denotes the complex attenuation of the ℓ -th channel path, f_c is the carrier frequency and $\tau_\ell(t)$ is the delay assumed to be a linear function of time described by an initial delay τ_ℓ^0 and a drift ϵ_ℓ (also called the Doppler scale or the time-compression factor), so that $\tau_\ell(t) = \tau_\ell^0 + \epsilon_\ell t$. $w(t)$ is the additive noise assumed to be Gaussian of unknown variance σ^2 . Based on the observation $y(t)$ and the knowledge of $x(t)$, the problem addressed in this paper is first to decide between the two hypotheses \mathcal{H}_0 and \mathcal{H}_1 , and then, when \mathcal{H}_1 is decided, to estimate the unknown channel parameters $\left\{L, (\alpha_\ell(t), \tau_\ell^0, \epsilon_\ell)_{\ell=0, \dots, L-1}\right\}$. The amplitudes of the channel paths are assumed constant over the duration of $x(t)$, i.e. $\alpha_\ell(t) \approx \alpha_\ell$, so that the discrete-time baseband signal can be expressed, under \mathcal{H}_1 , as

$$\mathbf{y} = \mathbf{z} + \mathbf{w} \text{ with } \mathbf{z} = \tilde{\mathbf{X}}\boldsymbol{\alpha}, \quad (3)$$

where \mathbf{y} and $\mathbf{w} \in \mathbb{C}^N$, $\boldsymbol{\alpha} \in \mathbb{C}^L$ and $\tilde{\mathbf{X}} \in \mathbb{C}^{N \times L}$ is a matrix defined as $\tilde{\mathbf{X}} = [\tilde{\mathbf{x}}_0, \dots, \tilde{\mathbf{x}}_{L-1}]$. N denotes the number of signal samples and the k -th entry of each vector $\tilde{\mathbf{x}}_\ell \in \mathbb{C}^N$ satisfies

$$\tilde{x}_\ell(k) = x(kT_s(1 - \epsilon_\ell) - \tau_\ell^0) e^{-i2\pi f_c(\epsilon_\ell kT_s + \tau_\ell^0)}, \quad (4)$$

where T_s is the sampling period.

3. JOINT DETECTION AND ESTIMATION METHOD

Eq. (3) shows that signal \mathbf{z} lies in a subspace spanned by the columns of $\tilde{\mathbf{X}}$. In our context, the actual channel parameters are unknown so that $\tilde{\mathbf{X}}$ is also unknown. However, in practice, it is often reasonable to bound some of the channel parameters with known values. More specifically, $0 < L \leq L_{\max}$, $-\epsilon_{\max} \leq \epsilon_\ell \leq \epsilon_{\max}$ and $0 < \tau_\ell^0 \leq \tau_{\max}$. In addition, since any digital estimator has a finite resolution, it is commonly assumed that each pair $(\tau_\ell^0, \epsilon_\ell)$ approximately lies on a predefined delay-Doppler grid. Although $\tilde{\mathbf{X}}$ is unknown, we can therefore consider that all possible values taken by $\tilde{\mathbf{X}}$ are known in advance such that $\tilde{\mathbf{X}} \in \{\tilde{\mathbf{X}}_1, \dots, \tilde{\mathbf{X}}_M\}$, where each $\tilde{\mathbf{X}}_i$ is known and where M denotes the number of all possible sets $\{L, (\alpha_\ell(t), \tau_\ell^0, \epsilon_\ell)_{\ell=0, \dots, L-1}\}$. Note that M can be extremely large for practical values of L_{\max} , ϵ_{\max} , τ_{\max} so that the prior knowledge of each $\tilde{\mathbf{X}}_i$ may be unusable because of computational limitations. However, for the sake of clarity, we first consider in Sec. 3.1 a fictitious scenario in which computational complexity is not an issue and present a joint detector/estimator that makes use of the knowledge of each $\tilde{\mathbf{X}}_i$ in an MFGLRT framework. An approximate solution with a much lower complexity is then proposed in Sec. 3.2.

A. MFGLRT

When all possible values taken by $\tilde{\mathbf{X}}$ are known in advance, \mathbf{z} is said to lie in a union of M subspaces, i.e., $\mathbf{z} \in \cup_{i=1}^M \mathcal{S}_i$. In this case, \mathbf{z} belongs to one of the subspaces \mathcal{S}_i , spanned by the columns of $\tilde{\mathbf{X}}_i$, but we do not know a priori to which one. The detection of an unknown signal that lies in a union of subspaces and that is observed in additive Gaussian noise with unknown variance has recently been addressed.¹⁰ It is shown that an efficient detector can be obtained by using the framework of multifamily generalized likelihood ratio tests. This detector is expressed as the following test

$$\max_{1 \leq i \leq M} g_i(L_i(\mathbf{y})) \underset{\mathcal{H}_0}{\overset{\mathcal{H}_1}{\gtrless}} \eta, \quad (5)$$

where

$$L_i(\mathbf{y}) = \frac{1}{2} \ln \left(\frac{\mathbf{y}^H \mathbf{P}_{\mathcal{S}_i} \mathbf{y}}{\mathbf{y}^H (\mathbf{I}_N - \mathbf{P}_{\mathcal{S}_i}) \mathbf{y}} \times \frac{N - n_i}{n_i} \right), \quad (6)$$

and η is the detection threshold chosen so as to satisfy some predefined probability of false-alarm. $\mathbf{P}_{\mathcal{S}_i}$ denotes the projection matrix in subspace \mathcal{S}_i defined as $\mathbf{P}_{\mathcal{S}_i} = \tilde{\mathbf{X}}_i \left(\tilde{\mathbf{X}}_i^H \tilde{\mathbf{X}}_i \right)^{-1} \tilde{\mathbf{X}}_i^H$. We assume each matrix $\tilde{\mathbf{X}}_i$ to have at most $N - 1$ linearly independent columns so that $n_i = \dim(\mathcal{S}_i) < N$. $L_i(\mathbf{y})$ is a GLR statistic and g_i penalizes this statistic to counteract its tendency to increase with the model order n_i . The analytic expression of g_i is given in [10, Sec. III-B] and is shown to depend on the Legendre transform of the cumulant generating function (CGF) of $L_i(\mathbf{y})$ under hypothesis \mathcal{H}_0 . g_i is termed as the MFGLR statistic in the sequel. Not only Eq. (3) is a signal detector but it also provides an estimate of the subspace where \mathbf{z} actually lies, that is

$$\hat{\mathcal{S}} = \mathcal{S}_{i^*} \text{ with } i^* = \underset{1 \leq i \leq M}{\operatorname{argmax}} g_i(L_i(\mathbf{y})). \quad (7)$$

In other words, Eq. (7) provides an estimate of the channel parameters L and $(\tau_\ell^0, \epsilon_\ell)_{\{\ell=0, \dots, L-1\}}$ and the estimate of $\tilde{\mathbf{X}}$ is $\hat{\tilde{\mathbf{X}}} = \tilde{\mathbf{X}}_{i^*}$. The amplitudes of the channel paths can then be obtained by the following least-square estimate:

$$\hat{\boldsymbol{\alpha}} = \left(\hat{\tilde{\mathbf{X}}}^H \hat{\tilde{\mathbf{X}}} \right)^{-1} \hat{\tilde{\mathbf{X}}}^H \mathbf{y}. \quad (8)$$

B. APPROXIMATED MFGLRT (AMFGLRT)

As mentioned previously, in most practical scenarios, M is extremely large so that the MFGLRT presented in Eqs. (5) and (7) is infeasible. For instance, if N_{grid} designates the number of possible delay-Doppler pairs for each path, then $M = \sum_{\ell=1}^{L_{\text{max}}} \binom{N_{\text{grid}}}{\ell}$. However, the complexity can be drastically reduced by decoupling (at least in part) the estimation of subspace \mathcal{S} from the computation of $g_i(L_i(\mathbf{y}))$. Let $\tilde{\mathbf{X}}_{\text{grid}}$ denote the matrix of N_{grid} columns containing all possible time and Doppler shifted versions of the transmitted signal x . Using this definition, \mathbf{z} can be seen as a sparse signal in the basis $\tilde{\mathbf{X}}_{\text{grid}}$. Therefore, an estimate of subspace \mathcal{S} can be obtained by solving the following least-square problem

$$\hat{\mathcal{S}} = \operatorname{span}\{\tilde{\mathbf{X}}_{\text{grid}}(\mathcal{U}^*)\}, \quad (9)$$

with

$$\mathcal{U}^* = \underset{\mathcal{U}: |\mathcal{U}| \leq L_{\text{max}}}{\operatorname{argmin}} \min_{\boldsymbol{\alpha}} \left\| \mathbf{y} - \tilde{\mathbf{X}}_{\text{grid}}(\mathcal{U}) \boldsymbol{\alpha} \right\|^2. \quad (10)$$

\mathcal{U} is any combination of the set $\{0, 1, \dots, L_{\text{max}} - 1\}$ and $|\mathcal{U}|$ denotes the cardinality of \mathcal{U} . $\tilde{\mathbf{X}}_{\text{grid}}(\mathcal{U})$ is the submatrix of $\tilde{\mathbf{X}}_{\text{grid}}$ with columns indexed in \mathcal{U} . \mathcal{U}^* is therefore the estimated sparse support set. Problem (10) can be solved using any sparse signal recovery algorithm such as matching or basis pursuit.¹¹ However, for optimal performance, these algorithms require some prior knowledge on the sparsity degree, i.e., the actual channel order L , and/or on the noise power to efficiently tune their parameters. As illustrated in Sec. 4, estimation performance is highly sensitive to this tuning. The main contribution of this work is to combine the resolution of Eq. (10) using OMP with the computation of $g_i(L_i(\mathbf{y}))$ as a decision statistic as well as a stopping criterion for OMP.

More specifically, OMP is a greedy algorithm developed for sparse support set estimation. As recalled in Alg. 1, it iterates until some stopping condition is satisfied. In our context, since we do not know the actual value for $|\mathcal{U}|$, we cannot set a priori the number of OMP iterations. Similarly, since the noise variance is unknown, we cannot set a predefined threshold on the energy of the so-called residual to stop the decomposition. Our approach relies on the property that MFGLR approaches are able to provide model order estimates by maximizing the test statistic g_i .^{12,13} In Problem (10), the model order is $|\mathcal{U}|$. We use this property in OMP to stop the procedure. At each iteration i , the MFGLR statistic obtained with subspace $\hat{\mathcal{S}}_i$

Algorithm 1: OMP

Input: $\mathbf{y}, \tilde{\mathbf{X}}_{\text{grid}}$,**Output:** $\hat{\mathcal{S}}, \hat{\mathbf{X}}, \hat{\boldsymbol{\alpha}}$

- 1 Initialization: $i = 1, \mathcal{U}_0 = \emptyset, \mathbf{r}_0 = \mathbf{y}$
 - 2 Support set estimation : $\mathcal{U}_i = \mathcal{U}_{i-1} \cup s_i$ with $s_i = \operatorname{argmax}_{u=1, \dots, N_{\text{grid}}} \left| \mathbf{r}_{i-1}^H \tilde{\mathbf{X}}_{\text{grid}}(u) \right|$
 - 3 Subspace estimation : $\hat{\mathcal{S}}_i = \operatorname{span}\{\tilde{\mathbf{X}}_{\text{grid}}(\mathcal{U}_i)\}$
 - 4 Residual update : $\mathbf{r}_i = (\mathbf{I}_N - \mathbf{P}_{\hat{\mathcal{S}}_i})\mathbf{y}$
 - 5 **if** stopping condition is satisfied **then**
 - 6 $\hat{\mathcal{S}} = \hat{\mathcal{S}}_i, \hat{\mathbf{X}} = \tilde{\mathbf{X}}_{\text{grid}}(\mathcal{U}_i), \hat{\boldsymbol{\alpha}} = \left(\hat{\mathbf{X}}^H \hat{\mathbf{X}} \right)^{-1} \hat{\mathbf{X}}^H \mathbf{y}$
 - 7 STOP iterations
 - 8 **else**
 - 9 Set $i = i + 1$ and go to step 2
-

is computed. Since the model order increases with the iteration index, i.e., $|\mathcal{U}_{i-1}| < |\mathcal{U}_i|$, and the subspaces $\hat{\mathcal{S}}_i$ are also increasing, i.e., $\hat{\mathcal{S}}_{i-1} \subset \hat{\mathcal{S}}_i$, we let OMP iterate as long as the MFGLR statistic keeps increasing. OMP is stopped as soon as $\hat{\mathcal{S}}_i$ leads to a MFGLR statistic smaller than the one obtained at the previous iteration with $\hat{\mathcal{S}}_{i-1}$, meaning that the model order has been found. The great benefit of this approach is that no prior knowledge of the channel order (or sparsity degree) is required. OMP becomes “tuning-free”. In addition, the same statistic is used for stopping the support set estimation procedure and for deciding whether a signal is present or absent. The full method is detailed in Alg. 2. As mentioned previously, the MFGLR statistic depends on the Legendre transform of the CGF of $L_i(\mathbf{y})$ under hypothesis \mathcal{H}_0 . Although a closed-form expression of this statistic is available in the context of union of subspaces, this not the case anymore since the sparse support set is now estimated with OMP so that it becomes random and data-dependent. However, an approximation can be found using a second-order expansion of the CGF of $L_i(\mathbf{y})$. The resulting expression is given in step 5 of Alg. 2, where $\mu_i = \mathbb{E}(L_i(\mathbf{y}))$ and $\sigma_i = \mathbb{E}(L_i^2(\mathbf{y})) - \mu_i^2$ under hypothesis \mathcal{H}_0 . These values, as well as the detection threshold η , are obtained through Monte-Carlo simulations with noise only.

Algorithm 2: Approximated MFGLRT (AMFGLRT)

Input: \mathbf{y} , $\tilde{\mathbf{X}}_{\text{grid}}$, μ_i , σ_i^2 , η

Output: $\hat{\mathcal{S}}$, $\hat{\mathbf{X}}$, $\hat{\boldsymbol{\alpha}}$, Detection decision

- 1 Initialization: $i = 1$, $\mathcal{U}_i = \emptyset$, $\mathbf{r}_0 = \mathbf{y}$, $\tilde{g}_0(\mathbf{y}) = -\infty$
- 2 Support set estimation : $\mathcal{U}_i = \mathcal{U}_{i-1} \cup s_i$ with $s_i = \operatorname{argmax}_{u=1, \dots, N_{\text{grid}}} \left| \mathbf{r}_{i-1}^H \tilde{\mathbf{X}}_{\text{grid}}(u) \right|$
- 3 Subspace estimation : $\hat{\mathcal{S}}_i = \operatorname{span}\{\tilde{\mathbf{X}}_{\text{grid}}(\mathcal{U}_i)\}$
- 4 Residual update : $\mathbf{r}_i = (\mathbf{I}_N - \mathbf{P}_{\hat{\mathcal{S}}_i})\mathbf{y}$
- 5 MFGLR statistic:

$$\tilde{g}_i(\mathbf{y}) = 2 \left(\lambda_i L_i(\mathbf{y}) - \mu_i \lambda_i + \frac{\sigma_i^2}{2} \lambda_i \right) \mathbb{1}_{\{L_i(\mathbf{y}) - \mu_i\}}$$

with

$$L_i(\mathbf{y}) = \frac{1}{2} \ln \left(\frac{\mathbf{y}^H \mathbf{P}_{\hat{\mathcal{S}}_i} \mathbf{y}}{\mathbf{y}^H (\mathbf{I}_N - \mathbf{P}_{\hat{\mathcal{S}}_i}) \mathbf{y}} \times \frac{N-i}{i} \right),$$

$\lambda_i = \frac{L_i(\mathbf{y}) - \mu_i}{\sigma_i^2}$. $\mathbb{1}_{\{\cdot\}}$ denotes the indicator function.

- 6 **if** $\tilde{g}_i(\mathbf{y}) < \tilde{g}_{i-1}(\mathbf{y})$ **then**
 - 7 **if** $\tilde{g}_{i-1}(\mathbf{y}) > \eta$ **then**
 - 8 Detection decision = true
 - 9 $\hat{\mathcal{S}} = \hat{\mathcal{S}}_{i-1}$, $\hat{\mathbf{X}} = \tilde{\mathbf{X}}_{\text{grid}}(\mathcal{U}_{i-1})$, $\hat{\boldsymbol{\alpha}} = \left(\hat{\mathbf{X}}^H \hat{\mathbf{X}} \right)^{-1} \hat{\mathbf{X}}^H \mathbf{y}$
 - 10 **else**
 - 11 Detection decision = false
 - 12 $\hat{\mathcal{S}} = \emptyset$, $\hat{\mathbf{X}} = \mathbf{0}$, $\hat{\boldsymbol{\alpha}} = \mathbf{0}$
 - 13 STOP iterations
 - 14 **else**
 - 15 Set $i = i + 1$ and go to step 2
-

4. NUMERICAL RESULTS

The performance of AMFGLRT is illustrated with replay simulations using real shallow-water channels measured in the Mediterranean Sea. Replay of time-varying impulse responses (TVIRs) distorts input signals by convolving them with measured channels.^{7,14-17} Table 1 summarizes measurement conditions and test channel parameters. TVIRs are shown in Fig. 1. Drifts of multipath arrivals are clearly visible. This drifts result from the transmitter and receiver movements but also from the possible deviations of instrument clock frequencies from their nominal values (such deviations have the same effect as that of genuine Doppler shifts).

For both channels, the detection and estimation performance are measured with a BPSK-modulated signal $x(t)$, whose simulation parameters are detailed in Table 2. The additive noise is white Gaussian, i.e., $\mathbf{w} \sim \mathcal{CN}(0, \sigma_w^2 \mathbf{I}_N)$, and the signal-to-noise ratio (SNR) is defined as the energy-per-bit over the noise power spectral density, that is:

$$\text{SNR} = \frac{\|\mathbf{z}\|_2^2}{L_{\text{seq}} \sigma_w^2}. \quad (11)$$

Table 1: Channel parameters and sounding conditions

Name	MED1	MED2
Environment	Bay of Toulon	Bay of Toulon
Time of year	July	July
Range	~700 m	~700 m
Water depth	~50 m	~50 m
Transmitter depth	10 m (towed)	10 m (towed)
Receiver depth	4 m (suspended)	12 m (suspended)
Probe signal type	pseudo noise	pseudo noise
-3dB freq. band	5.7-15.3 kHz	6.85-10.15 kHz
Delay coverage	128 ms	42 ms
Doppler coverage	7.8 Hz	23.8 Hz
Play time	25 s	25 s

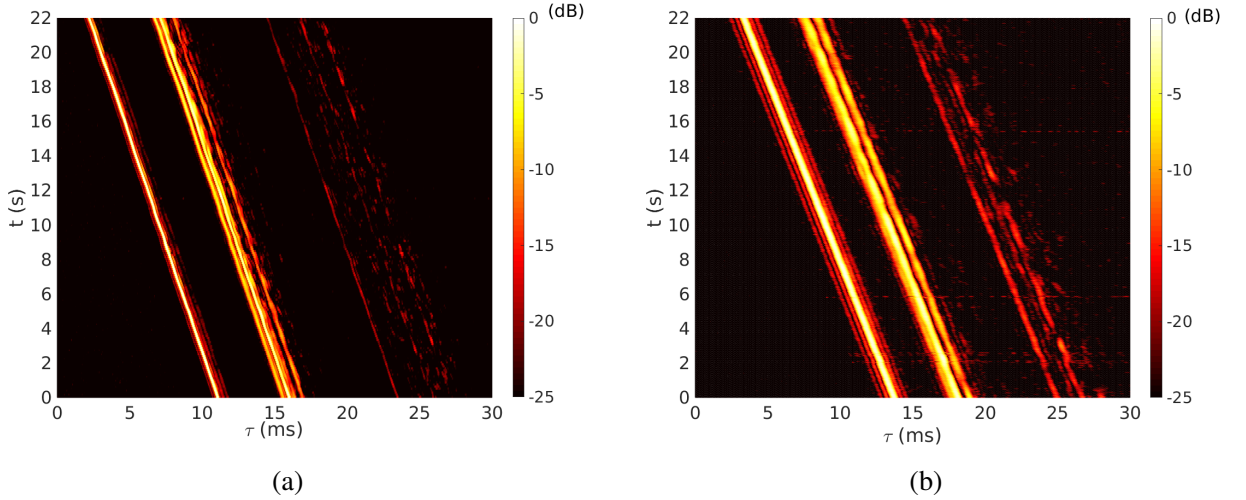


Figure 1: Time-varying impulse responses: (a) MED1, (b) MED2

The delay-Doppler grid used to build matrix $\tilde{\mathbf{X}}_{\text{grid}}$ has the following parameters: maximum Doppler $\epsilon_{\text{max}} = 5/1500 \approx 3.3 \cdot 10^{-3}$, Doppler step $\epsilon_{\text{step}} = 0.1/1500 \approx 6.7 \cdot 10^{-5}$, maximum delay spread $\tau_{\text{max}} = 25$ ms and delay step $\tau_{\text{step}} = T_s$. Consequently, $N_{\text{grid}} = 10638$ for the simulation with MED1 and 3650 for the one with MED2.

Table 2: Simulation parameters for $x(t)$

Name	MED1	MED2
Modulation	BPSK m-sequence	BPSK m-sequence
Length of the sequence (L_{seq})	511	255
Duration	~ 60.1 ms	~ 87.3 ms
Symbol rate	8.5 kbds	2.92 kbds
Roll-off (RRC filter)	0.1	0.1
Sampling rate (T_s)	0.235 ms	0.685 ms

A. DETECTION PERFORMANCE

The performance of AMFGLRT is compared with two other detectors. The first one is the bank of constant-false-alarm-rate (CFAR) matched filters (BMF) made of Doppler-shifted signal replicas. This detector can be expressed as

$$\max_{1 \leq i \leq N_{\text{grid}}} \frac{\mathbf{y}^H \mathbf{P}_{\hat{\mathcal{S}}_i} \mathbf{y}}{\mathbf{y}^H (\mathbf{I}_N - \mathbf{P}_{\hat{\mathcal{S}}_i}) \mathbf{y}} \underset{\mathcal{H}_0}{\overset{\mathcal{H}_1}{\geq}} \eta_{\text{MFB}} \text{ with } \hat{\mathcal{S}}_i = \text{span}\{\tilde{\mathbf{X}}_{\text{grid}}(i)\}. \quad (12)$$

Such a detector based its decision by only considering the main tap of the channel. The second detector is the one corresponding to the use of the GLRT statistic when the signal subspace is estimated with a fixed number n_{it} of OMP iterations. After simplification, it satisfies

$$\frac{\mathbf{y}^H \mathbf{P}_{\hat{\mathcal{S}}_{n_{\text{it}}}} \mathbf{y}}{\mathbf{y}^H (\mathbf{I}_N - \mathbf{P}_{\hat{\mathcal{S}}_{n_{\text{it}}}) \mathbf{y}} \underset{\mathcal{H}_0}{\overset{\mathcal{H}_1}{\geq}} \eta_{\text{OMP}_{n_{\text{it}}}} \quad (13)$$

where $\hat{\mathcal{S}}_{n_{\text{it}}}$ is the output of Alg. 1 when the stopping condition in step 5 is set to $i = n_{\text{it}}$. Setting the number of iterations to a fixed value n_{it} is equivalent to assuming that the number of channel taps equals this value.

We investigate the performance of the proposed detector in terms of probability of detection P_D . The probability of false alarm P_{FA} is set to 10^{-3} . The detection thresholds and the probabilities of detection are obtained with $100/P_{FA}$ and 2000 independent trials, respectively. For each trial, the signal $x(t)$ is injected into the channel with a random delay. Fig. 2 shows the probability of detection as function of the SNR for AMFGLRT, BMF and OMP. Similar behaviors are observed in both channels: AMFGLRT outperforms the other methods and the performance of OMP degrades significantly as n_{it} increases. In addition, performance in MED1 is better than in MED2, owing to a higher SNR gain provided by a longer m-sequence. The strength of AMFGLRT is that the number of channel taps (or equivalently, the dimension of subspace \mathcal{S}) is estimated on the data and is not fixed a priori. For low SNR values and when the sparse support set is unknown, detectors better have to only consider the main taps and ignore taps with low amplitudes. This is because the actual delay-Doppler coordinates of taps with low amplitudes are very unlikely to be correctly estimated for low SNRs and may result in noise injection in the test statistic. However, as the SNR increases, it becomes beneficial to consider additional taps. The adaptation capacity of AMFGLRT is illustrated in Fig. 3 where the average number of estimated taps is shown as a function of the SNR for both channels. Note that the average number of taps is greater for MED1 than for MED2, which is expected since the delay resolution is inversely proportional to the signal bandwidth. As discussed in the next section, this adaptability feature is also very useful to optimize the channel estimation performance.

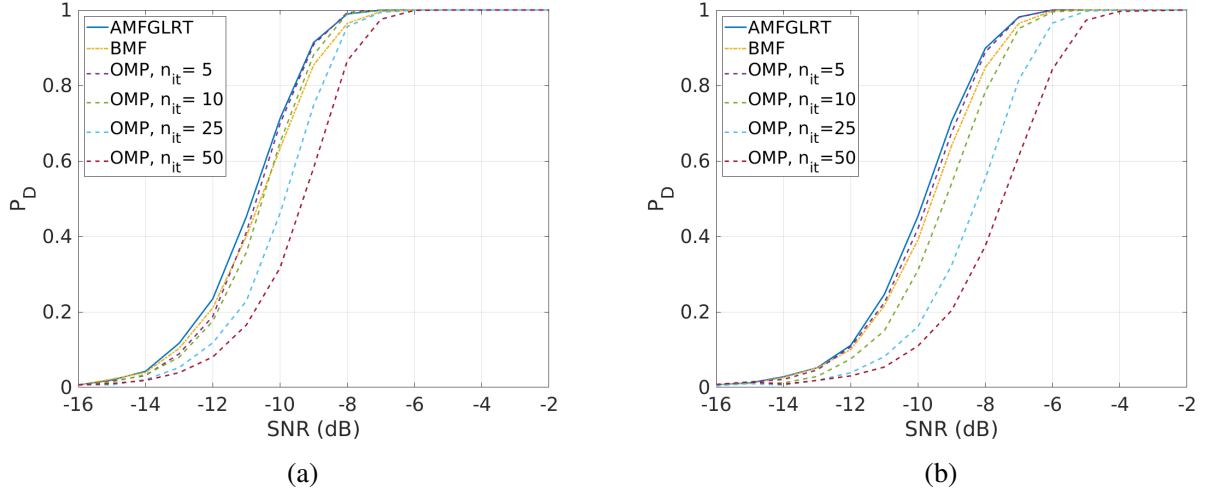


Figure 2: Probability of detection vs signal-to-noise ratio, $P_{FA} = 10^{-3}$. (a) MED1, (b) MED2

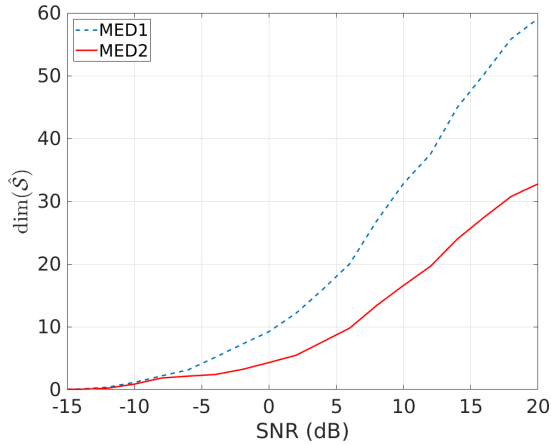


Figure 3: Average number of estimated taps with AMFGLRT vs signal-to-noise ratio.

B. ESTIMATION PERFORMANCE

Since we are using real channel data, the true values of the parameters $\{L, (\alpha_\ell(t), \tau_\ell^0, \epsilon_\ell)_{\{\ell=0, \dots, L-1\}}\}$ are unknown. Therefore, we use the normalized mean-square error (NMSE) of the signal reconstruction as a performance metric. It is defined as

$$\text{NMSE} = \mathbb{E} \left(\frac{\|\mathbf{z} - \widehat{\mathbf{X}}\widehat{\boldsymbol{\alpha}}\|_2^2}{\|\mathbf{z}\|_2^2} \right), \quad (14)$$

and is estimated with 2000 Monte-Carlo trials. The performance of AMFGLRT is compared with the same methods used in the previous section. For BMF, we set $\widehat{\mathbf{X}} = \widetilde{\mathbf{X}}_{\text{grid}}(\mathcal{U}_{\text{BMF}})$, where the sparse support set \mathcal{U}_{BMF} is estimated as the union of matched-filter branch indexes having a CFAR statistic greater than some threshold controlled by a false-alarm probability set to $P_{FA} = 10^{-3}$.

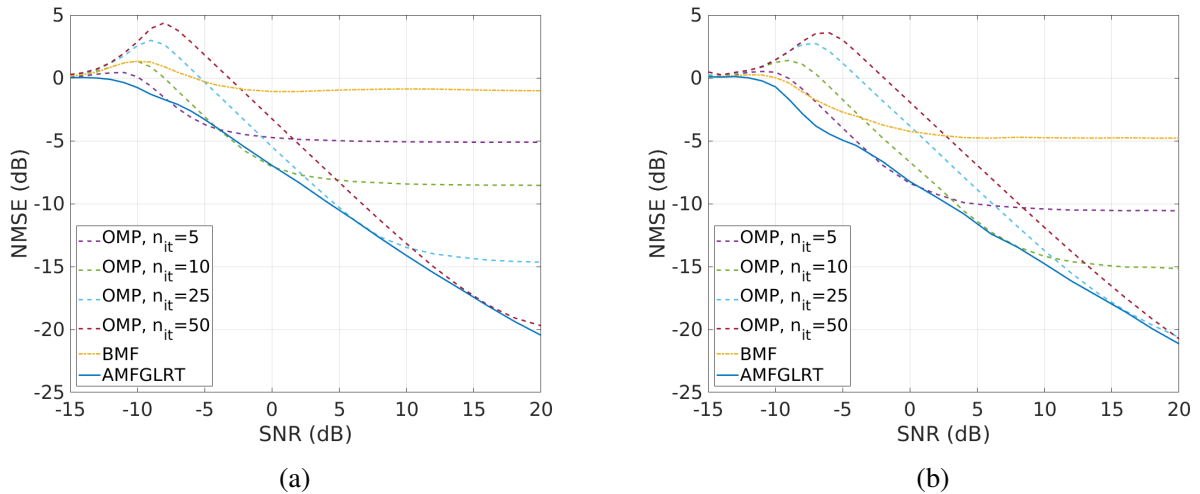


Figure 4: Estimation performance vs signal-to-noise ratio. (a) MED1, (b) MED2

Fig. 4 shows the NMSE as a function of SNR for all methods. Once again, AMFGLRT outperforms the other approaches in both channels. OMP offers a reasonable performance in the low SNR region with a small number of iterations but very quickly exhibits a performance floor due to the underestimation of the number of channel taps. This performance floor is shifted to large SNR values when n_{it} increases but at the cost of degrading the performance for small SNRs. BMF also exhibits a performance floor whose position may change depending on P_{FA} . In any case, it does not provide satisfactory performance. Channel-order adaptation, as provided by AMFGLRT, is clearly beneficial for all SNR ranges. Note that other estimation approaches, such as basis pursuit, have also been tested. The results are not shown here because their behavior is similar to OMP in that it does not adapt to the SNR and shows performance flooring depending on the value set for the regularization parameters.

5. CONCLUSION

We have proposed a joint signal detector and channel estimator in the framework of a sparse representation problem combined with a multifamily generalized likelihood ratio test. A key feature of this method, called AMFGLRT, is its capacity to estimate the channel order from the data. For low SNRs, AMFGLRT only considers the main channel taps and ignore taps with low amplitudes. This limits the amount of noise injected in the detection and estimation procedures. As the SNR increases, the additional signal energy provided by these weaker taps becomes beneficial and is taken into account by AMFGLRT. Using real channel data, this adaptability has been shown to provide a significant performance improvement, especially for channel estimation.

Although designed with the assumption of additive Gaussian noise, AMFGLRT is expected to be robust to impulsive noises with little adaptation. First, normalized CFAR statistics are known to be more robust to local non-stationarity than statistics assuming the knowledge of the noise power. Moreover, before being processed, observed data could be filtered by non-linear functions such as those used in robust estimation.¹⁸ This analysis is left for future work.

ACKNOWLEDGMENTS

The author would like to thank the French Defense Procurement Agency (DGA) for providing the data used in this work.

REFERENCES

- ¹ Z.-H Michalopoulou. Matched-Impulse-Response Processing for Shallow-Water Localization and Geoaoustic Inversion. *The Journal of the Acoustical Society of America*, 108(5):2082–2090, 2000.
 - ² Y. Le Gall, F. X. Socheleau, J. Bonnel. Matched-Field Processing Performance Under the Stochastic and Deterministic Signal Models. *IEEE Trans. Signal Process.*, 62(22):5825–5838, 2014.
 - ³ J. Gomes, E. Zamanizadeh, J. M. Bioucas-Dias, J. Alves, and T. C. Furfaro. Building Location Awareness into Acoustic Communication Links and Networks through Channel Delay Estimation. In *Proceedings of the Seventh ACM International Conference on Underwater Networks and Systems*, pages 1–8, 2012.
 - ⁴ M. Stojanovic, L. Freitag, and M. Johnson. Channel-Estimation-Based Adaptive Equalization of Underwater Acoustic Signals. In *Proceedings of Oceans’ 99. MTS/IEEE*, pages 985–990, 1999.
 - ⁵ W. Li and J. C. Preisig. Estimation of Rapidly Time-Varying Sparse Channels *IEEE Journal of Oceanic Engineering*, 32(4):927–939, Oct 2007.
 - ⁶ W Li, S Zhou, P Willett, and Q Zhang. Preamble Detection for Underwater Acoustic Communications Based on Sparse Channel Identification. *IEEE Journal of Oceanic Engineering*, 44(1):256–268, 2017.
 - ⁷ P. A. van Walree, F. X. Socheleau, R. Otnes, and T. Jenserud. The Watermark Benchmark for Underwater Acoustic Modulation Schemes. *IEEE Journal of Oceanic Engineering*, 42(4):1007–1018, Oct 2017.
 - ⁸ F.-X. Socheleau. Non Data-Aided Estimation of Time-Varying Multiscale Doppler in Underwater Acoustic Channels. In *Underwater Communications and Networking Conference (Ucomms)*, 2021.
 - ⁹ Y. Zhao, H. Yu, G. Wei, F. Ji, F. Chen. Parameter Estimation of Wideband Underwater Acoustic Multipath Channels Based on Fractional Fourier Transform. *IEEE Trans. Signal Process.*, 64(20):5396–5408, 2016.
 - ¹⁰ F-X Socheleau. A Multifamily GLRT for CFAR Detection of Signals in a Union of Subspaces. *IEEE Signal Processing Letters*, 27:2104–2108, 2020.
 - ¹¹ M Elad. *Sparse and Redundant Representations: from Theory to Applications in Signal and Image processing*. Springer Science & Business Media, 2010.
 - ¹² S. Kay. Exponentially Embedded Families-New Approaches to Model Order Estimation. *IEEE Transactions on Aerospace and Electronic Systems*, 41(1):333–345, 2005.
 - ¹³ S. Kay. The Multifamily Likelihood Ratio Test for Multiple Signal Model Detection. *IEEE Signal Processing Letters*, 12(5):369–371, 2005.
 - ¹⁴ R. Otnes, P. A. van Walree, and T. Jenserud. Validation of Replay-Based Underwater Acoustic Communication Channel Simulation. *IEEE J. Ocean. Eng.*, 38(4):689–700, 2013.
 - ¹⁵ F.-X. Socheleau, C. Laot, and J.-M. Passerieux. Stochastic Replay of non-WSSUS Underwater Acoustic Communication Channels Recorded at Sea. *IEEE Trans. Signal Process.*, 59(10):4838–4849, 2011.
-

-
- ¹⁶ F-X. Socheleau, C. Laot, and J-M. Passerieux. Parametric Replay-Based Simulation of Underwater Acoustic Communication Channels. *IEEE J. of Ocean. Eng.*, 40(4):4838–4839, 2015.
- ¹⁷ F-X. Socheleau, A. Pottier, and C. Laot. Stochastic Replay of SIMO Underwater Acoustic Communication Channels. *OCEANS 2015*, pages 1–6, October 2015.
- ¹⁸ P.J. Huber and E.M. Ronchetti. *Robust Statistics, second edition*. John Wiley and Sons, 2009.
-