



**HAL**  
open science

# Atom transfer radical polymerisation of styrene controlled by phosphine-containing coordination compounds of Mo(III)/Mo(IV)

François Stoffelbach, Jérôme Claverie, Rinaldo Poli

## ► To cite this version:

François Stoffelbach, Jérôme Claverie, Rinaldo Poli. Atom transfer radical polymerisation of styrene controlled by phosphine-containing coordination compounds of Mo(III)/Mo(IV). *Comptes Rendus. Chimie*, 2002, 5 (1), pp.37-42. 10.1016/S1631-0748(02)01306-1 . hal-03284557

**HAL Id: hal-03284557**

**<https://hal.science/hal-03284557v1>**

Submitted on 20 Jul 2021

**HAL** is a multi-disciplinary open access archive for the deposit and dissemination of scientific research documents, whether they are published or not. The documents may come from teaching and research institutions in France or abroad, or from public or private research centers.

L'archive ouverte pluridisciplinaire **HAL**, est destinée au dépôt et à la diffusion de documents scientifiques de niveau recherche, publiés ou non, émanant des établissements d'enseignement et de recherche français ou étrangers, des laboratoires publics ou privés.

**Atom Transfer Radical Polymerization of Styrene Controlled by  
Phosphine-Containing Coordination Compounds of Mo(III)/Mo(IV)**

François Stoffelbach,<sup>a</sup> Jerome Claverie,<sup>b</sup> Rinaldo Poli<sup>a\*</sup>

*<sup>a</sup>Laboratoire de Synthèse et d'Electrosynthèse Organométalliques, Faculté des Sciences  
"Gabriel", Université de Bourgogne, 6 Boulevard Gabriel, 21000 Dijon, France*

*<sup>b</sup>Laboratoire de Chimie des Procédés de Polymérisation, LCPP/CPE-CNRS  
43, Boulevard du 11 Novembre 1918, 69616 Villeurbanne, France*

\* To whom correspondence should be addressed.

Tel: +33-3-80-39-68-81

Fax: +33-3-80-39-60-98

E-mail: Rinaldo.Poli@u-bourgogne.fr

**Abstract** – A controlled polymerization of styrene has been achieved under ATRP conditions by using a phosphine-containing Mo<sup>III</sup>/Mo<sup>IV</sup> system. Linearity of the  $M_n$  vs. conversion plot and low PDI's are observed in bulk, in a 30% (v/v) PhCl solution, and in a chain extension experiment when using MoCl<sub>3</sub>(PMe<sub>3</sub>)<sub>3</sub>/BIB. Controlled polymerization is also observed for a reverse ATRP experiment starting from MoCl<sub>4</sub>(PMe<sub>3</sub>)<sub>3</sub>/AIBN. The absence of chain transfer and termination is confirmed by NMR and MALDI-TOF analyses of polymers obtained by employing BEB and BIB as initiators.

**Keywords** - Atom Transfer, Molybdenum, Polymerization, Radical, Styrene

**Résumé – Version française abrégée - Polymérisation radicalaire par transfert d'atome du styrène contrôlée par des composés de coordination de Mo(III)/Mo(IV) contenant des ligands phosphines.** Cet article décrit la possibilité d'effectuer une polymérisation contrôlée du styrène en utilisant un système de complexes de coordination de Mo<sup>III</sup>/Mo<sup>IV</sup> contenant des ligands phosphines. La propagation procède selon un mécanisme de transfert d'atome par voie radicalaire (ATRP) en utilisant le complexe MoCl<sub>3</sub>(PMe<sub>3</sub>)<sub>3</sub> et l'amorceur PhCH(Br)CH<sub>3</sub> (BEB). En effet, celui-ci a été prouvé par une série d'expériences : polymérisation en masse et en solution, essais d'extension de chaîne et de catalyse inverse (par utilisation du complexe MoCl<sub>4</sub>(PMe<sub>3</sub>)<sub>3</sub> et une source de radicaux libres, le composé AIBN). Les résultats obtenus montrent une bonne linéarité des masses moléculaires en fonction du taux de conversion du monomère et les indices de polydispersités sont relativement faibles. Des analyses du polymère par RMN et MALDI-TOF-MS ont permis d'exclure la présence de transfert de chaîne et de terminaisons bimoléculaires au cours du processus.

**Mots clefs** – Molybdène, Polymérisation, Radicaux libres, Styrene, Transfert d'atomes,

## 1. Introduction

Controlled radical polymerization is becoming a heavily investigated new area of research, in view of the combined tolerance to polar functionalities and the ability to develop well-defined macromolecular architectures [1, 2]. After the concept of the persistent radical effect (PRE) [3, 4] was fruitfully applied to the development of so-called Stable Free Radical Polymerization (SFRP) methodologies [5-11], the field of controlled radical polymerization has experienced tremendous advances following the independent reports by the groups of Sawamoto and Matyjaszewski [12, 13] that the PRE can be realized by an atom transfer process whereby a halogen-capped dormant chain and a metal complex are in fast equilibrium with a reactive free radical and a metal halide complex. This process has been termed Atom Transfer Radical Polymerization (ATRP), see Scheme 1.

In a recent contribution [14], we have applied the analysis of homolytic Bond Dissociation Energies (BDE) to predict the ability of a metal complex to control radical polymerization of styrene. We have shown that, in agreement with the theoretical predictions, a family of  $\text{Mo}^{\text{III}}/\text{Mo}^{\text{IV}}$  cyclopentadienyl complexes controls the radical polymerization by both the SFRP and the ATRP protocols, while a system based on  $\text{Mo}^{\text{II}}/\text{Mo}^{\text{III}}$  produces a largely insufficient radical concentration to sustain the polymerization process. In addition, the polymerization with  $\text{Mo}^{\text{III}}/\text{Mo}^{\text{IV}}$  has been found to be polluted by a side reaction of hydride transfer. The use of a simple kinetic model has allowed to rationalize the variable degree of this Catalytic Chain Transfer (CCT) reaction as a function of reaction conditions (notably the  $\text{Mo}^{\text{III}}/\text{Mo}^{\text{IV}}$  ratio) when styrene polymerization is conducted with butadiene-containing cyclopentadienylmolybdenum complexes.

Since the variable of utmost importance for the regulation of the PRE, namely the BDE, appeared quite sensitive to the metal oxidation state but not so much to the nature of the

ancillary ligands,[14] we wondered whether the controlled radical polymerization of styrene could also be achieved in the presence of cyclopentadienyl-free Mo<sup>III</sup>/Mo<sup>IV</sup> systems. Numerous compounds of type MoCl<sub>3</sub>L<sub>3</sub> and MoCl<sub>4</sub>L<sub>n</sub> (L = ethers, thioethers, phosphines, etc.; n = 2 or 3) are known [15] and are more easily accessible than the cyclopentadienyl-containing analogues [16]. In this contribution, we report our initial studies indicating that, indeed, polystyrene is obtained by a controlled polymerization procedure under a variety of conditions, with control being exerted by phosphine-containing Mo<sup>III</sup>/Mo<sup>IV</sup> complexes.

## 2. Experimental Section

### 2.1. General Remarks

All manipulations were carried out under an atmosphere of dry and oxygen-free argon with standard Schlenk techniques. Styrene was washed with a aqueous NaOH solution (10%), neutralized with water, dried with MgSO<sub>4</sub> and then distilled at 25°C under reduced pressure. Chlorobenzene was bubbled with dry argon for more than 15 min immediately before use. Molecular weights and molecular weight distributions were measured with a Gynkoteck P580 apparatus using THF as eluent (1mL/min) and being equipped with a refractometer and 2 columns B Jordi DVB (range 1000-1000000). MALDI-TOF mass spectrometric analyses were performed with a Perkin Elmer Voyager – DE STR. The matrix was the Dithranol and PS samples were cationized with silver salt (AgTFA). Compounds MoCl<sub>3</sub>(PMe<sub>3</sub>)<sub>3</sub>, **1** [17], and MoCl<sub>4</sub>(PMe<sub>3</sub>)<sub>3</sub>, **2** [16, 18], were obtained according to previously described synthetic procedures. (1-Bromoethyl)benzene (BEB) and ethyl-2-bromoisobutyrate (BIB) were purchased from Aldrich Chemical Co and degassed prior to use. Azobis(isobutyronitrile) (AIBN) was purchased from JANSSEN and recrystallized twice from MeOH before use.

## 2.2. ATRP polymerizations.

All ATRP polymerization reactions were performed following the same experimental procedure. The complex was added to a 50 mL Schlenk tube equipped with a stirring bar. Styrene and the initiator (BEB or BIB) were added to the reaction flask by a syringe. The Schlenk tube was then immersed in an oil bath heated at 90°C. Aliquots were withdrawn periodically for a reaction monitoring. These were dried by room temperature evaporation followed by oven drying at 100°C for 8 h for the calculation of the conversion. The GPC analyses were carried out on the crude dried polymers after redissolution in THF.

## 2.3. Reverse ATRP polymerization.

Complex **2** and AIBN were added to a 50 mL Schlenk tube equipped with a stirring bar. Chlorobenzene and styrene were added by a syringe. The Schlenk tube was immersed in an oil bath heated at 120°C for 15 min, then it transferred to another bath at 90°C. Aliquots were withdrawn periodically for a reaction monitoring by GPC, as described above.

## 3. Results and Discussion

Styrene is smoothly polymerized in the presence of compound **1** and PhCH(CH<sub>3</sub>)Br (BEB) in a 1:1 ratio at 90° in bulk. The progression of polydispersity and number average molecular weight as a function of conversion is shown in Table 1 and graphically in Figure 1. The continuous decrease of PDI as the conversion increases, reaching values under 1.5 at 50%

conversion, is as expected in the presence of a PRE. The  $M_n$  are quite close to the theoretical values. A similar behavior is observed when the polymerization is conducted in chlorobenzene, see Table 2 and Figure 2. The polymers obtained in solution have slightly lower PDI than those obtained in bulk. The rate of polymerization, on the other hand, is greater for the bulk experiment (see Figure 3), as expected from the increased monomer and radical concentrations.

<Figure 1 and Table 1>

<Figure 2 and Table 2>

<Figure 3>

The absence of chain transfer in this polymerization process has been confirmed by the NMR and MS analyses of the polymer. The  $^1\text{H}$  NMR spectrum on the polymers obtained at small conversions shows clearly the presence of brominated chain-ends (peak at 4.3-4.6 ppm) [19] and the absence of chains terminated by vinyl groups (for which a resonance would be expected in the 6.0-6.4 ppm range) [20].

A MALDI-TOF-MS analysis of the polymer provides supporting evidence for the presence of Br-terminated chains, but shows also three additional families of polymer chains (see Figure 4a). The position and relative intensities of the four series of peaks are identical with those of the polymer obtained by using the  $\text{CpMoCl}_2(\text{PMe}_3)_2/\text{BEB}$  system and analyzed under the same instrumental conditions [14]. The four peaks at  $m/z = 3321.7$ ,  $3337.9$ ,  $3353.5$ , and  $3379.6$  in Figure 4a, for instance, are attributed to the formulas  $\text{MeCH(Ph)-(Sty)}_n\text{-CH}_2\text{CH(Ph)Br}+\text{Ag}^+$ ,  $\text{MeCH(Ph)-(Sty)}_{n+1}\text{-CH=CH(Ph)}+\text{Ag}^+$ ,  $\text{MeCH(Ph)-(Sty)}_{n+2}\text{-CH=CH(Ph)}+\text{Na}^+$ , and  $\text{MeCH(Ph)-(Sty)}_{n+1}\text{-CH}_2\text{CH(Ph)Cl}+\text{Ag}^+$ , respectively, with  $\text{Sty} = \text{CH}_2\text{CHPh}$  and  $n = 28$ . The presence of Cl-terminated chains is not surprising, since the

radical forming equilibrium (equation 1) can be reversed in principle by abstraction of either a bromine or a chloride atom. However, the Mo-Cl BDE is stronger than the Mo-Br BDE according to our calculations [14], consequently favoring the bromine atom transfer. Indeed, the Cl-terminated chains are less abundant than the Br-terminated chains. The most intense peaks, on the other hand, are those related to vinyl-terminated chains with either Ag<sup>+</sup> or Na<sup>+</sup> being provided by the matrix. Sodium contamination is a common phenomenon for MALDI-TOF analyses of polymers [21, 22]. The related Na peaks of the Br- or Cl-capped polymer chains are either masked by other peaks or too small to be observed.



<Figure 4>

The question arises as to the origin of these vinyl-terminated chains. Dehydrobromination processes are known to occur readily for Br-terminated polymers upon contact with the silver salt and the Cl-terminated chains could analogously be dehydrochlorinated. This possibility seems also confirmed by the inability to observe vinyl-terminated end group resonances in the NMR. However, the alternative of a CCT process remains a possibility, since after the transfer process the resulting metal hydride would, upon insertion of the first styrene monomer, yield the same CH<sub>3</sub>CH(Ph)- end group provided by the BEB initiator. In order to settle this point, the polymerization was repeated with a different initiator, BIB, which differs from BEB in having 10 additional mass units. The result of the MALDI-TOF-MS analysis of the resulting polymer (see Figure 4b) shows quite clearly that all four families of polymer chains are shifted by exactly 10 mass units and consequently



demonstrates that they are all initiated by BIB. In other words, there is no CCT in this polymerization process.

A common test for a living polymerization process is also the so-called “stop-and-go” experiment (chain extension). In a genuine “living” polymerization, after the chain growth process is stopped by lowering the temperature or by the complete monomer consumption, resuming the polymerization by warming or by adding new monomer restores the growth of the previously formed chains without initiating any new ones. The results shown in Table 3 and Figure 5 for a polymerization of styrene with **1**/BEB clearly show that (i) the polymerization process takes place with the same rate before and after being stopped for ca. 14 h, indicating that the total number of chains is conserved; (ii) the  $M_n$  of the polymers before and after the stop fall on the same line and are close to the theoretical masses; (iii) the PDI continues to decrease after resumption of the polymerization.

<Figure 5 and Table 3>

A final test for the involvement of Equation 1 in determining the PRE for the living polymerization process has been the establishment of a controlled polymerization under “reverse” conditions. That is, equilibrium 1 can in principle be equally established starting from the left hand side, as shown above (regular ATRP process), or from the right hand side by exposing the preformed Mo(IV) complex to a radical (reverse ATRP). Complex  $\text{MoCl}_3\text{Br}(\text{PMe}_3)_3$  does not exist to the best of our knowledge and our attempts to synthesize it by  $\text{Br}_2$  oxidation of **1** have only yielded analytically impure products. However, the related complex  $\text{MoCl}_4(\text{PMe}_3)_4$ , **2**, is known [18] and we have recently improved its preparation procedure [16]. A reverse ATRP experiment, the initial radical being provided by the thermal decomposition of AIBN, confirms that the polymerization process is controlled under these

conditions, see Table 4 and Figure 6. The control of the radical concentration would be established by Equilibrium 2. The experimental molecular weight is higher than theoretical molecular weight, indicative that the initiator efficiency (AIBN) is less than 1. In addition, PDI decreases with conversion, as expected. The successful controlled polymerization under “reverse” ATRP conditions demonstrates that the PRE is established by use of the Mo<sup>III</sup>/Mo<sup>IV</sup> couple.



<Figure 6 and Table 4>

Complex MoCl<sub>3</sub>(THF)<sub>3</sub>, i.e. the synthetic precursor of complex **1**, does not exert any control in the polymerization of styrene. In fact, a faster polymerization process having all the characteristics of cationic polymerization is observed when using this complex. We presume that the Lewis acidity of the Mo(III) center in this coordination compound may favor the opening process of the THF ligand to afford a Mo<sup>IV</sup>-OCH<sub>2</sub>CH<sub>2</sub>CH<sub>2</sub>CH<sub>2</sub><sup>+</sup> moiety faster than the atom transfer process. The zwitterionic species formed would then trigger the cationic polymerization mechanism.

No degree of control is witnessed in the radical polymerization of MMA with **1**. The PMMA obtained at low conversions is characterized by a high M<sub>n</sub> and a broad PDI. Our interpretation of this result is that Equilibrium 1 is shifted to a greater extent toward the right end side when R<sup>·</sup> = (Polymer-CH<sub>2</sub>)(CH<sub>3</sub>)C<sup>·</sup>-COOCH<sub>3</sub>, in agreement with a lower BDE of the corresponding C-Br bond and an uncontrolled radical polymerization caused by a large radical concentration.

## 4. Conclusions and Perspectives

In conclusion, we have reported here for the first time that the ATRP polymerization of styrene can be accomplished by simple coordination compounds of molybdenum, the PRE being established by a redox couple containing Mo<sup>III</sup> and Mo<sup>IV</sup> species. A controlled radical polymerization of styrene has been accomplished by using the lithium molybdate(V) complexes [LiMo(NAr)<sub>5</sub>(C-N)R] (C-N = C<sub>6</sub>H<sub>4</sub>(CH<sub>2</sub>NMe<sub>2</sub>)<sub>2</sub>; Ar = C<sub>6</sub>H<sub>3</sub>Pr<sup>i</sup><sub>2-2,6</sub>; R = C-N, Me, CH<sub>2</sub>SiMe<sub>3</sub>, *p*-Tol) and benzyl chloride as initiator [23]. The direct implication of the Mo complex in the polymerization control mechanism was not unambiguously proven in that case, however. Current studies are aimed at the modification of the metal coordination sphere for achieving control in the radical polymerization of other monomers.

## 5. Acknowledgments

We are grateful to the CNRS for support this work (Programme Catalyse pour l'Industrie et l'Environnement) and for a BDI Ph.D. fellowship to F.S. Support from the Ministry of Research and COST D17 (Working group on Transition Metal Mediated Living Radical Polymerization) is also gratefully acknowledged.

## References

- [1] K. Matyjaszewski, *Controlled Radical Polymerization* (1998), American Chemical Society, Washington DC.
- [2] T. E. Patten, K. Matyjaszewski, *Acc. Chem. Res.* 32, (1999), 895-903.
- [3] H. Fischer, *J. Am. Chem. Soc.* 108, (1986), 3925-3927.

- [4] H. Fischer, *Macromolecules* 30, (1997), 5666-5672.
- [5] D. H. Solomon, E. Rizzardo, P. Cacioli, EP 135280 (1985), *Chem. Abs.* 85, (1985), P25381t.
- [6] E. Rizzardo, *Chem. Aust.* 54, (1987), 32-43.
- [7] L. D. Arvanitopoulos, M. P. Greuel, H. J. Harwood, *Am. Chem. Soc., Polym. Prep.* 34, (1994), 549-551.
- [8] B. Wayland, G. Poszmick, S. Mukerjee, *J. Am. Chem. Soc.* 116, (1994), 7943-7944.
- [9] J. Claverie, *Res. Disc.* 416, (1998), 1595-1604.
- [10] D. Benoit, S. Grimaldi, S. Robin, J. P. Finet, P. Tordo, Y. Gnanou, *J. Am. Chem. Soc.* 122, (2000), 5929-5939.
- [11] D. Benoit, E. Harth, P. Fox, R. M. Waymouth, C. J. Hawker, *Macromolecules* 33, (2000), 363-370.
- [12] M. Kato, M. Kamigaito, M. Sawamoto, T. Higashimura, *Macromolecules* 28, (1995), 1721-1723.
- [13] J.-S. Wang, K. Matyjaszewski, *J. Am. Chem. Soc.* 117, (1995), 5614-5615.
- [14] E. Le Grogneq, J. Claverie, R. Poli, *J. Am. Chem. Soc.*, (in press).
- [15] G. Wilkinson, R. D. Gillard, J. A. McCleverty, *Comprehensive Coordination Chemistry* (1988), Pergamon Press, Oxford.
- [16] F. Stoffelbach, D. Saurenz, R. Poli, *Eur. J. Inorg. Chem.*, (in press).
- [17] J. L. Atwood, W. E. Hunter, E. Carmona-Guzman, G. Wilkinson, *J. Chem. Soc., Dalton Trans.*, (1980), 467-470.
- [18] R. D. Rogers, E. Carmona, A. Galindo, J. L. Atwood, L. G. Canada, *J. Organomet. Chem.* 277, (1984), 403-415.
- [19] K. Matyjaszewski, S. Coca, Y. Nakagawa, J. Xia, *Polym. Mat. Sci. Eng.* 76, (1997), 147-162.

- [20] G. E. Roberts, J. P. A. Heuts, T. P. Davis, *Macromolecules* 33, (2000), 7765-7768.
- [21] M. A. Dourges, B. B. Charleux, J.-P. Vairon, J.-C. Blais, G. Bolbach, J.-C. Tabet, *Macromolecules* 32, (1999), 2495-2502.
- [22] M. Bednarek, T. Biedroni, P. Kubisa, *Macromol. Chem. Phys.* 201, (2000), 58-66.
- [23] J. A. M. Brandts, P. van de Geijn, E. E. van Faassen, J. Boersma, G. van Koten, J. *Organometal. Chem.* 584, (1999), 246-253.

**Table 1.** Results of the ATRP of styrene in bulk with MoCl<sub>3</sub>(PMe<sub>3</sub>)<sub>3</sub> and BEB. T

= 90°C, [styrene]/[BEB]/[Mo] = 196/1/1.

Time (min)	Conversion (%)	M <sub>n</sub> (exp.)	M <sub>n</sub> (theoret.)	PDI
262	17,0	3752	3460	1,6
580	24.3	4867	4968	1,5
1025	36,8	5873	7505	1,5
1317	47,5	7538	9698	1,5
1625	55,4	9197	11301	1,4

**Table 2.** Results of the ATRP of styrene in PhCl solution (30% v/v) with MoCl<sub>3</sub>(PMe<sub>3</sub>)<sub>3</sub> and

BEB. T = 90°C, [styrene]/[BEB]/[Mo] = 235/1/1.

Time (min)	Conversion (%)	M <sub>n</sub> (exp.)	M <sub>n</sub> (theoret.)	PDI
385	18,9	6388	4617	1,5
1072	24.3	7396	7108	1,5
1332	34,5	7473	8442	1,5
1702	37,3	8103	9129	1,4
3181	49	10095	12000	1,3

**Table 3.** Results of the stop-and-go ATRP of styrene in bulk with MoCl<sub>3</sub>(PMe<sub>3</sub>)<sub>3</sub> and BEB. T= 90°C, [styrene]/[BEB]/[Mo] = 239/1/1.<sup>a</sup>

Time (min)	Conversion (%)	M <sub>n</sub> (exp.)	M <sub>n</sub> (theoret.)	PDI
150	11.7	4097	2903	2
303	24.3	4693	3666	1.7
425	17.6	4747	4365	1.8
565	20.1	5682	4994	1.7
740	23	6574	5717	1.6
1580	22.9	5719	5696	1.7
1775	26.9	7119	6680	1.6
1985	30.3	7981	7526	1.5
2105	31.9	7706	7938	1.5

<sup>a</sup>The polymerization was stopped after 740 min and resumed after 1580 min (see Figure 5a).

**Table 4.** Results of the reverse ATRP of styrene in bulk with MoCl<sub>4</sub>(PMe<sub>3</sub>)<sub>3</sub> and AIBN. T = 120°C for 15 min, then T = 90°C; [styrene]/[AIBN]/[Mo] = 240/0.5/1.

Time (min)	Conversion (%)	M <sub>n</sub> (exp.)	M <sub>n</sub> (theoret.)	PDI
488	18.2	7895	4147	2.3
1373	29.6	9350	7382	2.0
2123	38.1	11206	9507	1.9
5643	55.2	15080	13764	1.6

**Captions for Figures.**

**Figure 1.** Plot of  $M_n$  (black squares) and PDI (open triangles) vs. conversion for the ATRP of styrene in bulk with complex **1**. The straight line corresponds to the theoretical  $M_n$  for a living polymerization. Conditions are as in Figure 3.

**Figure 2.** Plot of  $M_n$  (black squares) and PDI (open triangles) vs. conversion for the ATRP of styrene in PhCl solution with complex **1**. The straight line corresponds to the theoretical  $M_n$  for a living polymerization. Conditions are as in Figure 3.

**Figure 3.** Plots of  $\ln([M]_0/[M])$  vs. time for the bulk and solution (30% v/v in PhCl) ATRP of styrene with complex **1**. Conditions:  $T = 90^\circ\text{C}$ ;  $[\text{styrene}]/[\text{BEB}]/[\text{Mo}] = 196/1/1$  (bulk),  $235/1/1$  (PhCl solution).

**Figure 4.** Details of the MALDI-TOF spectra for polystyrene obtained using BEB (a) or BIB (b) as initiator.

**Figure 5.** Plots of (a) conversion vs. time and (b)  $M_n$  (black squares) and PDI (open triangles) vs. conversion for the stop-and-go ATRP of styrene in bulk. The straight line corresponds to the theoretical  $M_n$  for a living polymerization. Conditions:  $T = 90^\circ\text{C}$ ,  $[\text{styrene}]/[\text{BEB}]/[\text{Mo}] = 239/1/1$ .



**Figure 6.** Plot of  $M_n$  (black squares) and PDI (open triangles) vs. conversion for the reverse ATRP of styrene in bulk. The straight line corresponds to the theoretical  $M_n$  for a living polymerization. Conditions:  $T = 120^\circ\text{C}$  for 15 min, then  $T = 90^\circ\text{C}$ ;  $[\text{styrene}]/[\text{AIBN}]/[\text{Mo}] = 240/0.5/1$ .

Figure 1

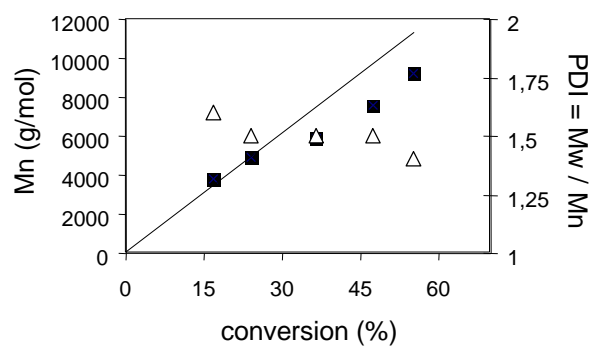


Figure 2

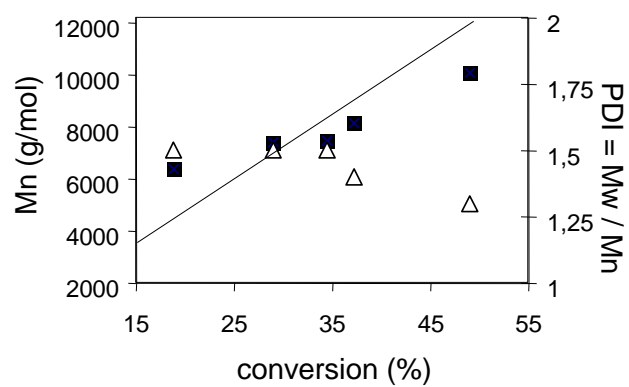


Figure 3

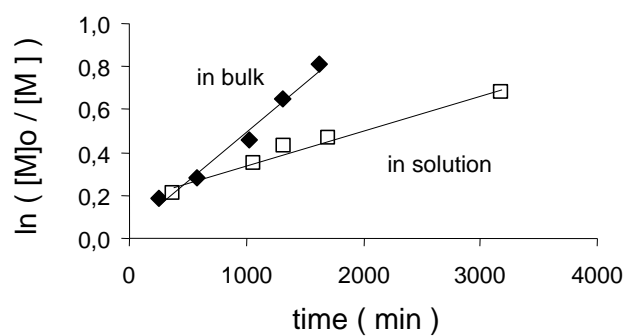


Figure 4

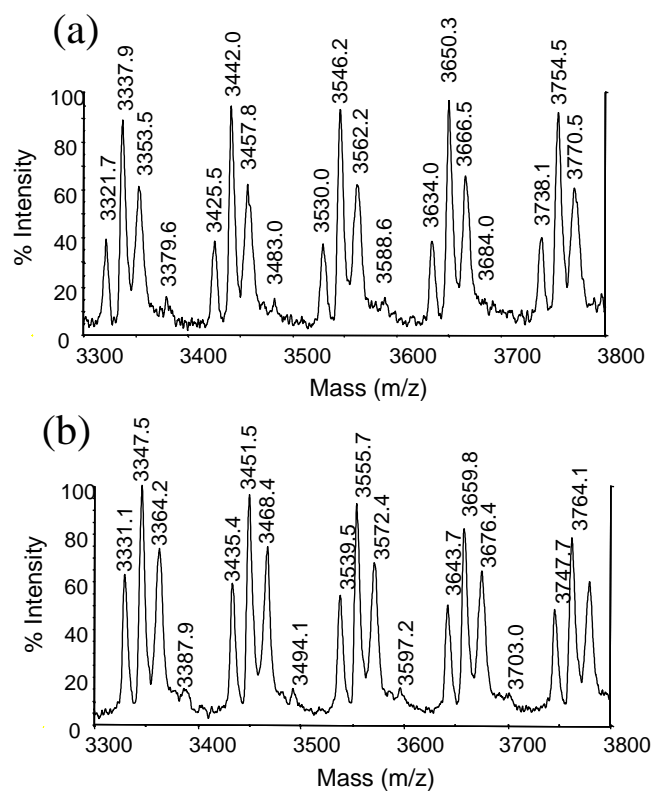


Figure 5

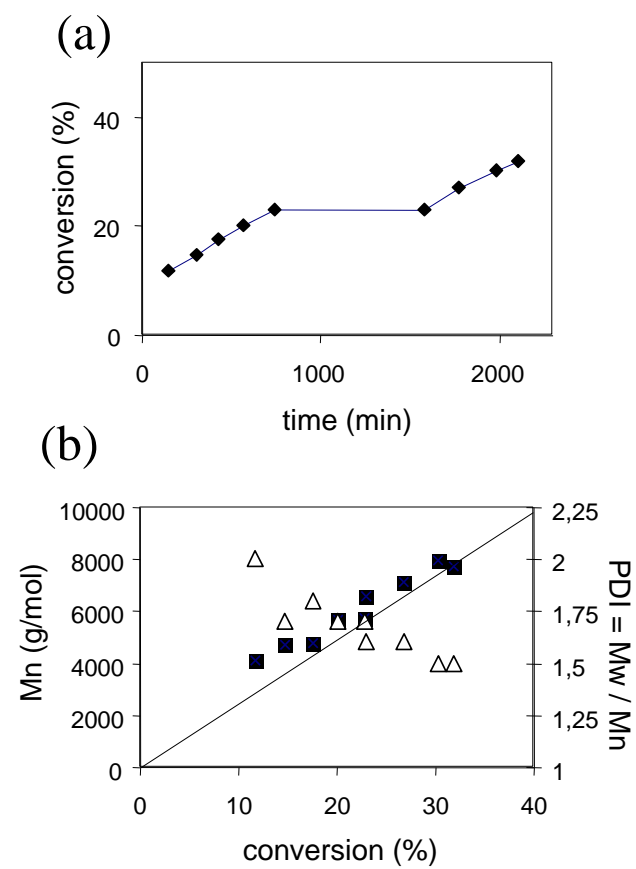


Figure 6

