



HAL
open science

The Radical Trap in Atom Transfer Radical Polymerization Need Not Be Thermodynamically Stable. A Study of the $\text{MoX}_3(\text{PMe}_3)_3$ Catalysts

Sébastien Maria, François Stoffelbach, José Mata, Jean-Claude Daran,
Philippe Richard, Rinaldo Poli

► **To cite this version:**

Sébastien Maria, François Stoffelbach, José Mata, Jean-Claude Daran, Philippe Richard, et al.. The Radical Trap in Atom Transfer Radical Polymerization Need Not Be Thermodynamically Stable. A Study of the $\text{MoX}_3(\text{PMe}_3)_3$ Catalysts. *Journal of the American Chemical Society*, 2005, 127 (16), pp.5946-5956. 10.1021/ja043078e . hal-03278128

HAL Id: hal-03278128

<https://hal.science/hal-03278128>

Submitted on 6 Jul 2021

HAL is a multi-disciplinary open access archive for the deposit and dissemination of scientific research documents, whether they are published or not. The documents may come from teaching and research institutions in France or abroad, or from public or private research centers.

L'archive ouverte pluridisciplinaire **HAL**, est destinée au dépôt et à la diffusion de documents scientifiques de niveau recherche, publiés ou non, émanant des établissements d'enseignement et de recherche français ou étrangers, des laboratoires publics ou privés.

The Radical Trap in Atom Transfer Radical Polymerization Need Not Be Thermodynamically Stable. A Study of the MoX₃(PMe₃)₃ Catalysts

Sébastien Maria,^{a,b} François Stoffelbach,^b José Mata,^a Jean-Claude Daran,^a Philippe Richard,^b and Rinaldo Poli*^{a,b}

^a*Laboratoire de Chimie de Coordination, UPR CNRS 8241, 205 Route de Narbonne, 31077 Toulouse Cedex, France.*

^b*Laboratoire de Synthèse et d'Electrosynthèse Organométalliques, Faculté des Sciences "Mirande", Université de Bourgogne, 9 Avenue Alain Savary, BP 47870, 21078 Dijon, France*

Proofs to:

Rinaldo Poli

Tel: +33-561333195

Fax: +33-561553003

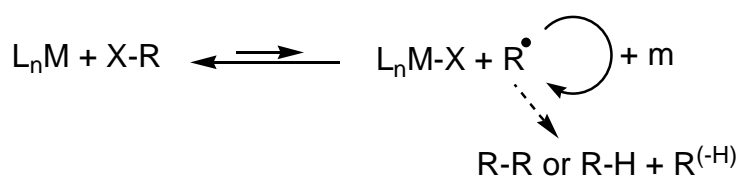
E-mail: poli@lcc-toulouse.fr

Abstract

The molybdenum(III) coordination complexes $\text{MoX}_3(\text{PMe}_3)_3$ ($X = \text{Cl}, \text{Br}$ and I) are capable to control styrene polymerization under typical atom transfer radical polymerization (ATRP) conditions, in conjunction with 2-bromoethylbenzene (BEB) as an initiator. The process is accelerated by the presence of $\text{Al}(\text{O-}i\text{-Pr})_3$ as a co-catalyst. Electrochemical and synthetic studies aimed at identifying the nature of the spin trap have been carried out. The cyclic voltammogram of $\text{MoX}_3(\text{PMe}_3)_3$ ($X = \text{Cl}, \text{Br}, \text{I}$) shows partial reversibility (increasing in the order $\text{Cl} < \text{Br} < \text{I}$) for the one-electron oxidation wave. Addition of X^- changes the voltammogram, indicating the formation of $\text{MoX}_4(\text{PMe}_3)_3$ for $X = \text{Cl}$ and Br . On the other hand, I^- is more easily oxidized than the $\text{MoI}_3(\text{PMe}_3)_3$ complex, thus the putative $\text{MoI}_4(\text{PMe}_3)_3$ complex is redox unstable. Electrochemical studies of $\text{MoI}_3(\text{PMe}_3)_3$ in the presence of X^- ($X = \text{Cl}$ or Br) reveal the occurrence of facile halide exchange processes, leading to the conclusion that the $\text{MoI}_3X(\text{PMe}_3)_3$ products are also redox unstable. The oxidation of $\text{MoX}_3(\text{PMe}_3)_3$ with $\frac{1}{2} \text{Br}_2$ yields $\text{MoX}_3\text{Br}(\text{PMe}_3)_3$ ($X = \text{Cl}, \text{Br}$), whose molecular nature is confirmed by single crystal X-ray analyses. On the other hand, the oxidation of $\text{MoI}_3(\text{PMe}_3)_3$ by I_2 slowly yields a tetraiodomolybdate(III) salt of iodotrimethylphosphonium, $[\text{Me}_3\text{PI}][\text{MoI}_4(\text{PMe}_3)_3]$, as confirmed by an X-ray study. This product has no controlling ability in radical polymerization. The redox instability of $\text{MoI}_3X(\text{PMe}_3)_3$ can be reconciled with its involvement as a radical trapping species in the $\text{MoI}_3(\text{PMe}_3)_3$ -catalyzed ATRP, given the second order nature of its decomposition rate.

Introduction

Controlled radical polymerization (CRP) is attracting growing attention because it combines the advantages of radical polymerization (simplicity of operational modes, tolerance toward functional groups, ...) and “living” polymerization techniques (controlled molecular weights, narrow molecular weight distributions, functionalized chain-ends, ...). Amongst the various methods for controlling the concentration of the active radicals, atom transfer radical polymerization (ATRP) is emerging as a privileged one because it allows the use of easily available halogenated hydrocarbons as initiator and (potentially) reusable metal complexes as catalysts. The equilibrium process responsible for insuring a small active radical concentration (thus reducing dramatically the bimolecular coupling and disproportionation processes that would irreversibly consume radicals), see Scheme 1, involves transfer of a halogen atom from the halogenated initiator/dormant polymer chain to a metal complex ML_n (the so-called “inner sphere electron transfer” mechanism, or ISET). The latter species is transformed into an oxidized derivative $X-ML_n$ which then acts as a spin trap to regenerate the catalyst and the dormant polymer chain.



Scheme 1

After the first reports demonstrating this principle with the use of Cu^I and Ru^{II} catalysts,^[1, 2] ATRP processes have also been shown to occur with complexes of other ions, including Ti^{III} ,^[3] Mo^{III} ,^[4] Re^V ,^[5] Fe^{II} ,^[6-8] Rh^I ,^[9] Ni^{II} ,^[10] and Pd^0 .^[11] The identity of the spin trap as the proposed oxidized metal complex, containing a new metal halogen bond, has been

supported in a few cases by the isolation and characterization of such species from parallel synthetic studies and by their use, in conjunction with free radical sources, in CRP (the so-called “reverse ATRP” conditions). However, in many other cases the chemical nature of the spin trap was not investigated, nor addressed. It is to be underlined that some of the putative spin traps have oxidation states and coordination geometries that are not paralleled by stable coordination/organometallic compounds. We have recently shown the effectiveness of half-sandwich Mo^{III} complexes, CpMoCl₂L₂ with L = phosphine or L₂ = diphosphine, diene, and 1,4-diazadienes, for the ATRP of styrene and acrylates.^[4, 12, 13] The nature of the spin trap was suggested, at least for the CpMoCl₂(PMe₃)₂+PhCHBrCH₃ initiating system, to be the 18-electron product of bromine atom transfer, namely CpMoCl₂Br(PMe₃)₂. In fact, such compound was independently synthesized and shown to initiate the controlled styrene polymerization under reverse ATRP conditions (thermal decomposition of azoisobutyronitrile, or AIBN).^[4] Attempts to isolate other 18-electron CpMoCl₂XL₂ products, for instance with L₂ = diene, however, did not succeed.^[4] A major obstacle in the furthering of these synthetic studies is the long and tedious synthetic procedure leading to the CpMoCl₂L₂ compounds.

For this and other reasons, we have decided to extend our studies to simpler coordination compounds of Mo^{III}, namely MoX₃(PMe₃)₃ (X = Cl, Br, I), because they are more easily synthesized and are less thermally and air sensitive than the half-sandwich compounds. Initial studies of styrene ATRP using MoCl₃(PMe₃)₃ were reported previously.^[14] In that study, we also demonstrated that the known^[15] tetrachloride complex, MoCl₄(PMe₃)₃, yields a controlled polymerization of styrene under reverse ATRP conditions, the free radicals being once again obtained from the thermal decomposition of AIBN. The molecular nature of compound MoCl₄(PMe₃)₃, *i.e.* as a neutral 7-coordinate molecule, is

suggested by the fact that the same geometry is found by X-ray diffraction for the closely related complex $\text{MoCl}_4(\text{PMe}_2\text{Ph})_3$.^[16]

In this contribution, we extend the styrene radical polymerization studies to complexes $\text{MoBr}_3(\text{PMe}_3)_3$ and $\text{MoI}_3(\text{PMe}_3)_3$. We also demonstrate the beneficial effect of the $\text{Al}(\text{O}i\text{Pr})_3$ additive for this family of catalysts. Finally, we report chemical and electrochemical oxidation studies of relevance to the chemical nature and stability of the ATRP spin trap. It will be shown that, although $\text{MoI}_3\text{X}(\text{PMe}_3)_3$ complexes ($\text{X} = \text{Cl}, \text{Br}, \text{I}$) are thermodynamically unstable, they are nevertheless kinetically competent to act as spin traps for ATRP.

Experimental Section

Upon the Editor's request, all experimental procedures have been deposited as Supporting Information.

Results

(a) Styrene ATRP catalyzed by $\text{MoX}_3(\text{PMe}_3)_3$ ($\text{X} = \text{Cl}, \text{Br}, \text{I}$)

Complexes $\text{MoX}_3(\text{PMe}_3)_3$ ($\text{X} = \text{Cl}, \text{Br}, \text{I}$) are capable of catalyzing the controlled polymerization of styrene under typical ATRP conditions using (1-bromoethyl)benzene (BEB) as initiator, see Figure 1. This is shown by the first order decay of the monomer concentration (indicating an approximately constant radical concentration), by the moderate molecular weights and by the relative narrow polydispersities. The polymerization with complex $\text{MoCl}_3(\text{PMe}_3)_3$ was previously studied under slightly different conditions (in bulk monomer and in 30% v/v solution in PhCl),^[14] the results being essentially identical to those

in toluene solution ($k_{\text{app}} = 1.42 \cdot 10^{-4} \text{ min}^{-1}$ in toluene vs. $1.70 \cdot 10^{-4} \text{ min}^{-1}$ in PhCl). It can be noted that the polymerization has a “living” behavior for the X = Cl and Br systems, as shown by the good agreement between the experimental and theoretical number-averaged molecular weights at all conversions. In addition, the polydispersity index (PDI) is relatively low at high conversions, especially with the tribromide catalyst. The higher PDI at low conversions can be explained by a slow initiation relative to the reactivation of the halogen-terminated dormant chains, a well recognized phenomenon for the ATRP of styrene initiated by BEB.^[17] For the X = I system, on the other hand, the \overline{M}_n are lower than expected and seem to reach a plateau at high conversions. This is clear indication of the intervention of catalyzed chain transfer (CCT).

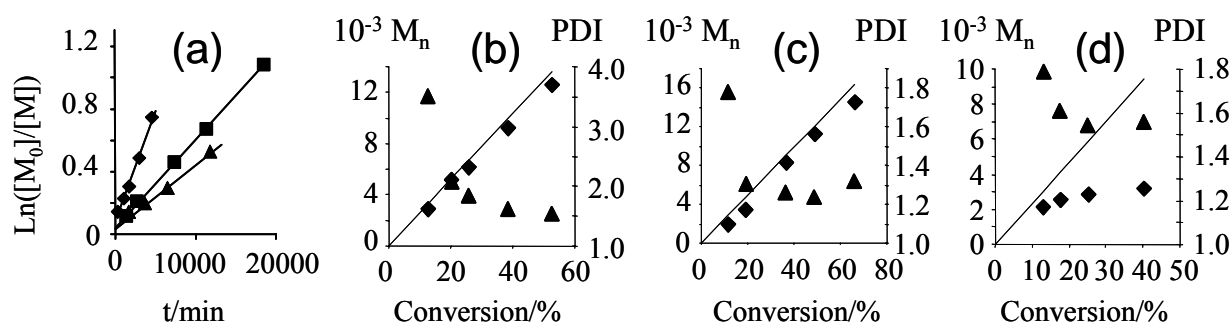
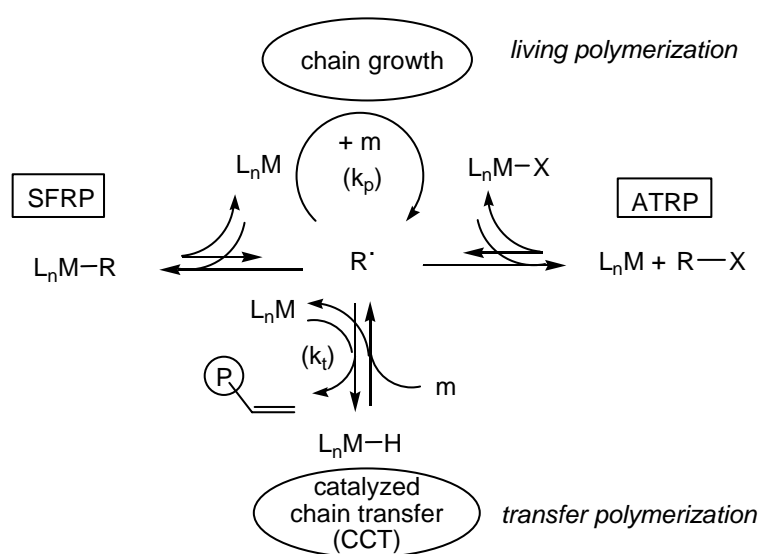


Figure 1. Styrene polymerization in toluene (30% v/v) at 90°C in the presence of $\text{MoX}_3(\text{PMe}_3)_3/\text{BEB}$ (X = Cl, Br, I): (a) 1st order kinetics (diamonds: Cl; squares: Br; triangles: I); (b)-(d): \overline{M}_n (diamonds) and PDI (triangles) as a function of conversion for X = Cl (b), Br (c) and I (d). The straight lines correspond to the theoretical \overline{M}_n values. Styrene/ Mo^{III} /BEB = 251/1/1 (b); 244/1/1 (c); 225/1/1 (d).

These results may be discussed on the basis of the previously introduced comprehensive mechanistic scheme, see Scheme 2.^[4] The same metal complex L_nM (in the present case, any of the $\text{MoX}_3(\text{PMe}_3)_3$ complexes) may in principle exert three different functions: ATRP catalyst, spin trap for the so-called Stable Free Radical Polymerization (SFRP), and chain transfer catalyst. The ratio between the rate of catalyzed chain transfer ($v_{\text{tr}} = k_{\text{h}}[\text{R}][\text{L}_n\text{M}]$) and

the rate of propagation ($v_p = k_p[R^*][m]$) is shown in Equation 1 ($m = \text{monomer}$). Note in Figure 1 that the experimentally determined \overline{M}_n are also perceptively smaller than the theoretical values for the $X = \text{Cl}$ and Br systems, although these deviations are much less significant than for the $X = \text{I}$ system. This difference must be due to a greater hydrogen atom transfer rate constant (k_h) in the presence of the triiodide catalyst, because the other parameters of Equation 1 are identical for the three systems.



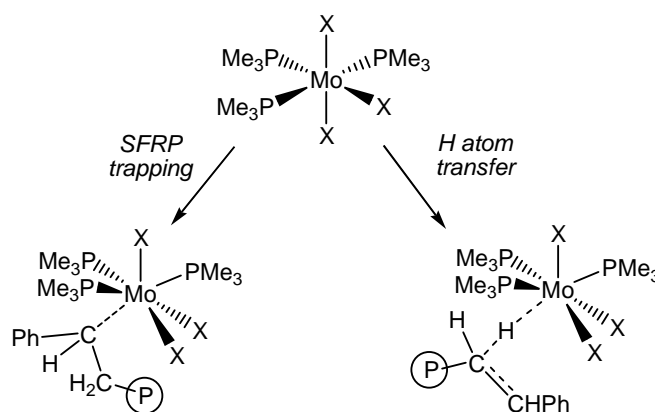
Scheme 2

Equation 1

$$\frac{v_{tr}}{v_p} = \frac{k_h}{k_p} \frac{[L_nM]}{[m]}$$

A possible reason for this difference can be attributed to a steric control in the competitive H atom transfer and SFRP trapping reaction. As shown in Scheme 3, the formation of the SFRP dormant species, the organometallic $\text{MoX}_3(\text{R})(\text{PMe}_3)_3$ derivative of Mo^{IV} , should be more sensitive to the size of the ligands than the hydrogen atom transfer process. Thus, the bulkier triiodide system may constitute a greater obstacle to the formation

of the dormant Mo^{IV} species and consequently more metal complex remains in the form of the Mo^{III} chain transfer catalyst. A similar steric influence on competitive chain transfer catalysis and metal-carbon bond formation appears to operate for the $(\text{C}_5\text{R}_5)\text{Cr}(\text{CO})_3$ system.^[18] It is also possible to account for this different behavior on the basis of a greater rate constant for the H atom transfer process to the triiodide complex, which would necessarily have an electronic origin, though this does not seem obvious to rationalize. We have previously shown that complex $\text{MoCl}_3(\text{PMe}_3)_3$ is not capable to effectively control the polymerization of styrene under SFRP conditions, *i.e.* when the polymerization is initiated by thermal decomposition of AIBN.^[14] This indicates that the $\text{Mo}^{\text{IV}}\text{-C}$ bond in the $\text{MoCl}_3(\text{R})(\text{PMe}_3)_3$ complex (R = growing polymer chain) is not sufficiently strong to exert a good control of the radical concentration, but does not exclude that a certain amount of the SFRP dormant species may reversibly form under ATRP conditions.



Scheme 3

The apparent polymerization rate constant (k_{app}) increases in the order $\text{I} < \text{Br} < \text{Cl}$, as shown in Figure 1(a) and in Table 1. The apparent rate constant for an ATRP process is given by Equation 2, where K_{AT} is the equilibrium constant of the atom transfer process (*i.e.* Scheme 1). A detailed comparison of the apparent rate constants is not meaningful, since the values are strongly affected by the equilibrium concentration of the oxidized complex $[\text{L}_n\text{M-}$

X], which is unknown. A small and uncontrolled amount of the ATRP spin trap, L_nM-X , usually accumulates at the initial stages of the process because of irreversible bimolecular terminations of the free radicals, before the “persistent radical effect”^[19] brings the atom transfer process equilibrium under steady state conditions. Because of different trapping rates, and consequently different extent of bimolecular termination at the initial stages of the polymerization process, $[L_nM-X]$ may be different for the three Mo^{III} halide systems. In conclusion, the results of Figure 1 demonstrate that, with all three Mo^{III} complexes, BEB is capable of generating free radicals, that the latter are present at approximately constant concentration, and that they are reversibly trapped to yield a dormant species.

<Table 1>

Equation 2

$$k_{app} = k_p[R^\bullet] = k_p K_{AT} \frac{[L_nM][R-X]}{[L_nM-X]}$$

(b) $MoX_3(PMe_3)_3$ (X = Cl or I) as radical traps

In order to test the possibility of radical trapping by complexes $MoX_3(PMe_3)_3$, we have carried out a styrene radical polymerization experiment under SFRP condition (AIBN initiator) in the presence of $MoI_3(PMe_3)_3$ and repeated, for comparison, the same study in the presence of $MoCl_3(PMe_3)_3$ under identical conditions. The results are shown in Figure 2. In either case, the polymerization rates are far from respecting first order kinetics, while the polymerization is slightly faster for the triiodide system, see Figure 2(a). This slight rate difference is a first indication of the fact that the trichloride complex interacts more strongly with the reactive radical than the triiodide complex, thereby slowing down the polymerization rate. However, the interaction is not sufficient to control the chain growth process. The

evolutions of the \overline{M}_n and of the PDI are shown in Figure 2(b) for $X = \text{Cl}$ and in Figure 2(c) for $X = \text{I}$. For the trichloride system, \overline{M}_n increases with conversion, but the polydispersity is high, greater than 2. The average mass is about twice that expected on the basis of AIBN, considering a perfect initiator efficiency. For the triiodide system, on the other hand, a polymer with much higher \overline{M}_n is obtained already at low conversions, followed by little or no further chain growth. This is again indication that compound $\text{MoCl}_3(\text{PMe}_3)_3$ exerts a weak interaction with the reactive free radicals, whereas the polymerization process occurring in the presence of $\text{MoI}_3(\text{PMe}_3)_3$ has a closer behavior to that of a classical free radical polymerization.

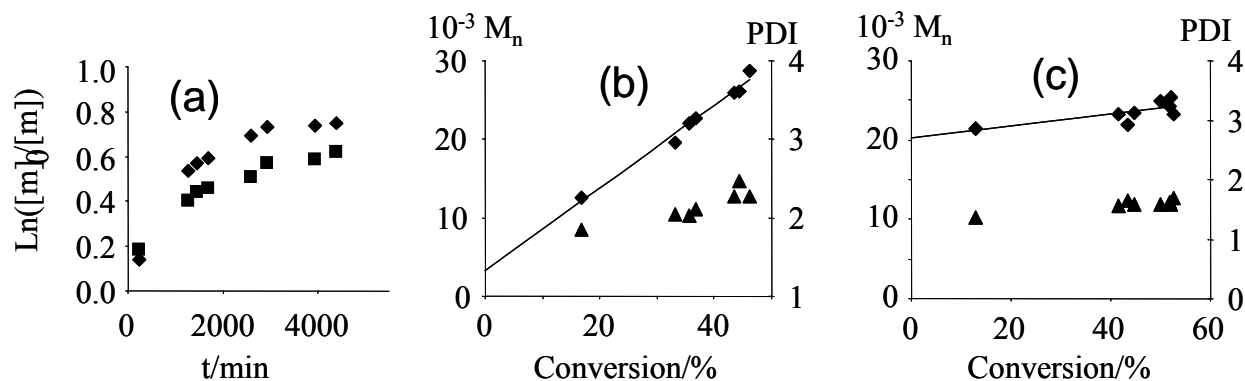


Figure 2. Styrene polymerization in toluene (30% v/v) at 80°C in the presence of $\text{MoX}_3(\text{PMe}_3)_3$ and AIBN. Styrene/ Mo^{III} /AIBN = 200/1/0.64 ($X = \text{Cl}$); 250/1/0.64 ($X = \text{I}$): (a) 1st order kinetics (squares: Cl; diamonds: I); (b)-(c): \overline{M}_n (diamonds) and PDI (triangles) as a function of conversion for $X = \text{Cl}$ (b), I (c).

The above observations imply that the polystyrene growing radical chains are trapped by both the ATRP and SFRP equilibria when using $\text{MoCl}_3(\text{PMe}_3)_3$, though the ATRP equilibrium is mostly responsible for keeping the radical concentration at a suitably low level for controlled polymerization. On the other hand, a lower proportion (if any) of the SFRP equilibrium plays a role when using $\text{MoI}_3(\text{PMe}_3)_3$.

(c) The effect of the $\text{Al}(\text{O}i\text{Pr})_3$ additive

Given the reported beneficial effect of a Lewis acidic co-catalyst on the polymerization rate and on the molecular weight distribution for ATRP processes carried out with a number of different metal systems,^[5, 20-23] including half-sandwich complexes of Mo^{III},^[13] we have studied the effect of Al(O*i*Pr)₃ on the styrene polymerization controlled by MoX₃(PMe₃)₃. The results are summarized in Figure 3. Indeed, the aluminum compound has a significant accelerating effect, as shown in Table 1. The presence of the co-catalyst also improves the degree of control of the polymerization process, as shown by the smaller PDI values. This phenomenon is quite common and is attributed to the acceleration of the activation and deactivation processes.^[24]

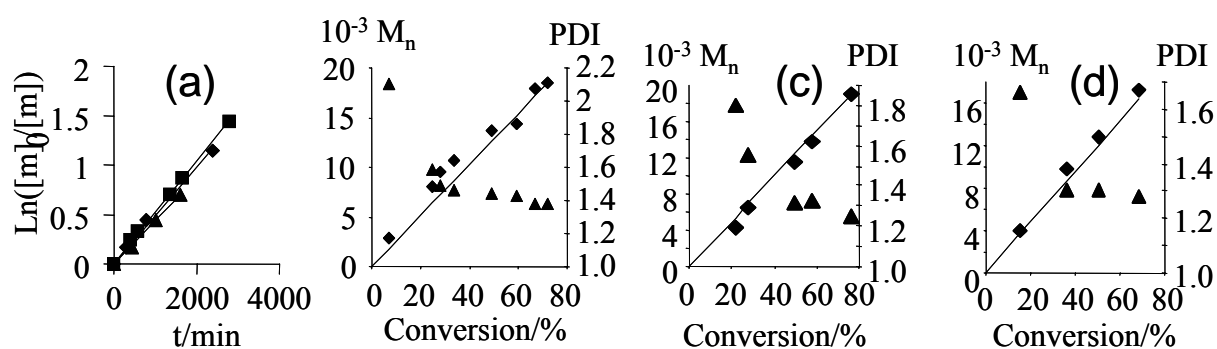


Figure 3. Styrene polymerization in toluene (30% v/v) at 90°C in the presence of MoX₃(PMe₃)₃/BEB/Al(O*i*Pr)₃ (X = Cl, Br, I): (a) 1st order kinetics (diamonds: Cl; squares: Br; triangles: I); (b)-(d): \overline{M}_n (diamonds) and PDI (triangles) as a function on conversion for X = Cl (a), Br (b) and I (c). The straight lines correspond to the theoretical \overline{M}_n values. Styrene/Mo^{III}/BEB/Al = 246/1/1/1 (b); 230/1/1/1 (c); 227/1/1/1 (d).

It is interesting to note that the polymerization catalyzed by MoI₃(PMe₃)₃, which gave the highest degree of CCT in the absence of the aluminum compound, becomes pseudo-living in the presence of Al(O*i*Pr)₃, as shown by the continuous and linear increase of the \overline{M}_n , in agreement with the theoretical values. This phenomenon may be explained by a selective

acceleration of the ATRP process by the $\text{Al}(\text{O}i\text{Pr})_3$ co-catalyst, whereas this additive has no effect on the slow step of the CCT process – presumably the hydrogen atom transfer. Thus, the relative importance of CCT is reduced in the presence of the Al compound. Note that the $\text{MoI}_3(\text{PMe}_3)_3$ catalyst gives the highest ratio between the apparent polymerization rate constants in the presence and absence of the aluminum additive.

(d) Electrochemistry of $\text{MoX}_3(\text{PMe}_3)_3$ in the presence of X^-

All three complexes ($\text{X} = \text{Cl}, \text{Br}, \text{I}$) exhibit an oxidation process (see Figure 4), which is electrochemically reversible for $\text{X} = \text{I}$ ($E_{1/2} = 0.34 \text{ V}$) and only partially reversible for $\text{X} = \text{Br}$ ($E_{1/2} = 0.29 \text{ V}$) and Cl ($E_{1/2} = 0.21 \text{ V}$). The relative height of the return peak decreases on going from the tribromide to the trichloride. In addition, the separation between anodic and cathodic peaks for $\text{X} = \text{Cl}$ and Br is greater than the theoretical value of 60 mV for a reversible one-electron process, especially for the tribromide complex.

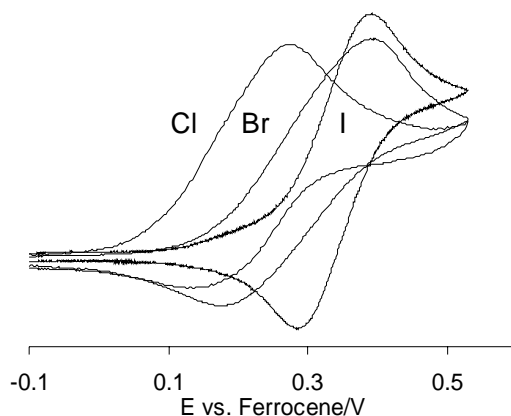
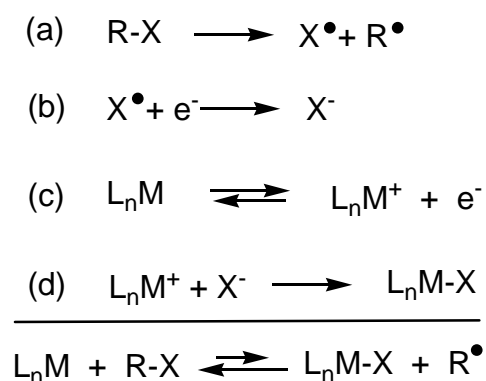


Figure 4. Cyclic voltammetry of complexes $\text{MoX}_3(\text{PMe}_3)_3$ ($\text{X} = \text{Cl}, \text{Br}, \text{I}$) in CH_2Cl_2 . Supporting electrolyte = Bu_4NPF_6 .

It is useful to briefly comment on the relevance of these oxidation potentials to the atom transfer equilibrium. The atom transfer equilibrium may be analyzed in terms of the four

elementary steps in Scheme 4,^[25] of which steps (c) and (d) depend on the catalyst nature (the oxidation potential and the “halogenophilicity”).^[17] The relative value of the oxidation potential for different L_nM complexes gives a qualitative indication of the atom transfer equilibrium position (K_{AT} of Scheme 1), under the assumption that the different complexes possess the same halogenophilicity. If we make this assumption about the affinity of the three oxidized complexes $[MoX_3(PMe_3)_3]^+$ ($X = Cl, Br, I$) for the bromide ion that originates from the BEB initiator, we may conclude that the triiodide complex should lead to a less extensive atom transfer equilibrium, and consequently to a slower k_{app} , and that the trichloride complex should yield the highest k_{app} . This indeed corresponds with the experimental observation. Thus, the affinity of the three $[MoX_3(PMe_3)_3]^+$ complexes for the Br^- ion must be confined within a narrow range.



Scheme 4

The addition of halide ions to the solutions causes interesting changes to the voltammetric response. The addition of Cl^- to $MoCl_3(PMe_3)_3$ (see Figure 5) or Br^- to $MoBr_3(PMe_3)_3$ (see Figure 6) shows the same qualitative changes: (i) the return reduction wave disappears; (ii) the oxidation wave of free Cl^-/Br^- [whose potential is more positive than that of $MoX_3(PMe_3)_3$] is not present when using < 1 equivalent of halide;^[26] (iii) the anodic wave of $MoX_3(PMe_3)_3$ shifts slightly to less positive potentials. These combined observations

are clear evidence that the electrochemical oxidation is followed by a fast chemical process that consumes both $[\text{MoX}_3(\text{PMe}_3)_3]^+$ and X^- . This process must obviously be the formation of the neutral $\text{MoX}_4(\text{PMe}_3)_3$ complex. As stated in the introduction, compound $\text{MoCl}_4(\text{PMe}_3)_3$ has been reported in the literature^[15, 27] and the tetrabromide system $\text{MoBr}_4(\text{PMe}_2\text{Ph})_x$ has also been described with both $x = 2$ and 3 .^[28, 29] The proposed formation of the neutral $\text{MoX}_4(\text{PMe}_3)_3$ complexes was confirmed by the simultaneous appearance of the new reduction waves at ca. -0.6 V for $\text{X} = \text{Cl}$ and ca. -0.1 V for $\text{X} = \text{Br}$, that can be attributed to these compounds (*vide infra*).

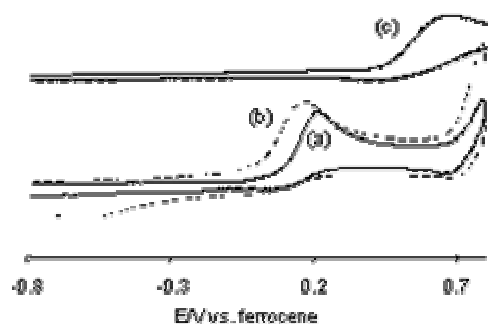


Figure 5. Effect of the addition of $[\text{Bu}^n_4\text{N}][\text{Cl}]$ on the cyclic voltammogram of $\text{MoCl}_3(\text{PMe}_3)_3$ in CH_2Cl_2 . (a) Without Cl^- ; (b) with added Cl^- ; (c) voltammogram of $[\text{Bu}^n_4\text{N}][\text{Cl}]$.

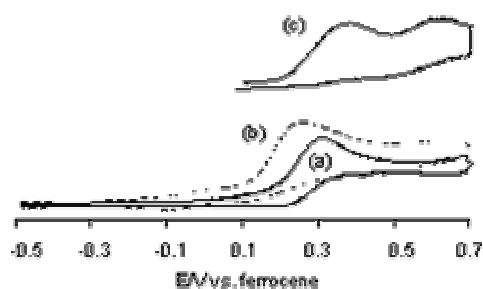
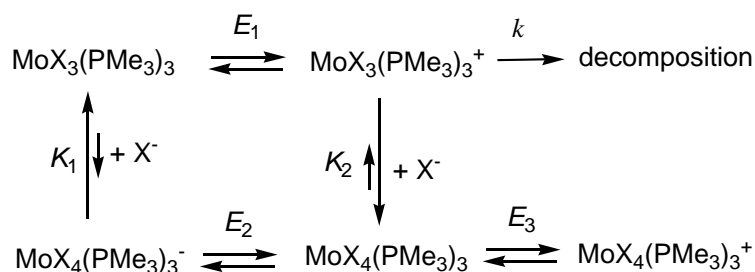


Figure 6. Effect of the addition of $[\text{Bu}^n_4\text{N}][\text{Br}]$ on the cyclic voltammogram of $\text{MoBr}_3(\text{PMe}_3)_3$ in CH_2Cl_2 . (a) Without Br^- ; (b) with added Br^- ; (c) voltammogram of $[\text{Bu}^n_4\text{N}][\text{Br}]$.

All these changes can be rationalized on the basis of Scheme 5. The one electron oxidation at potential E_1 is partially reversible because of a decomposition process, which may involve solvent coordination. For $\text{X} = \text{I}$, this must be a slower process (if at all present) leading to a reversible electrochemical process. The presence of free X^- opens a new

decomposition pathway for the oxidation product, with formation of neutral $\text{MoX}_4(\text{PMe}_3)_3$ for $\text{X} = \text{Cl}$ and Br . The greater halogenophilicity of $[\text{MoX}_3(\text{PMe}_3)_3]^+$ relative to $\text{MoX}_3(\text{PMe}_3)_3$ ($K_2 > K_1$) is thermodynamically related to the easier oxidation of the (unobserved) 17-electron $[\text{MoX}_4(\text{PMe}_3)_3]^-$ complex relative to $\text{MoX}_3(\text{PMe}_3)_3$ ($E_2 < E_1$). They account for the negative shift of the oxidation potential and for the disappearance of the return reduction wave in the presence of X^- . A possible alternative reasons for a negative shift of the oxidation potential could be a ligand substitution process to yield the known $\text{MoX}_4(\text{PMe}_3)_2^-$ complex. However, this is excluded by a parallel ^1H NMR study, which shows no indication for the formation of the anionic product. This indicates that such reaction is thermodynamically unfavorable and/or too slow on the time scale of the cyclic voltammetric experiment.^[30, 31] The new reduction wave that becomes visible after the addition of X^- are processes related to the formation of $[\text{MoX}_4(\text{PMe}_3)]^+$ (E_3 for $\text{X} = \text{Br}$ or processes associated to products of further chemical processes for $\text{X} = \text{Cl}$, see section c).



Scheme 5

The addition of I^- to $\text{MoI}_3(\text{PMe}_3)_3$, on the other hand, has no effect on the reversibility nor on the potential of the Mo oxidation process. The oxidation processes of free I^- (the first oxidation producing I_3^- and second one leading to I_2) are observed even when much less than 1 equivalent is added, and no new band appears, see Figure 7. A key feature is that the two oxidation processes associated to free I^- occur at a less positive potential than the oxidation of

MoI₃(PMe₃)₃, suggesting that a hypothetical MoI₄(PMe₃)₃ complex would be unstable relative to an internal redox process leading to MoI₃(PMe₃)₃ and I₂. An estimation based of the anodic peak potentials yields a 0.39 V difference between the oxidation potential of MoI₃(PMe₃)₃ and the thermodynamic oxidation potential relating I⁻ directly with I₂: $E^\circ(\text{I}^-/\text{I}_2) = [2E^\circ(\text{I}^-/\text{I}_3^-) + E^\circ(\text{I}_3^-/\text{I}_2)]/3$. From this value, we can calculate $[\text{I}^-]^2/[\text{I}_2] = 1.85 \times 10^{-6}$ at the thermodynamic oxidation potential of MoI₃(PMe₃)₃. For a typical concentration of 10⁻² M for both MoI₃(PMe₃)₃ and free I⁻, this means that only ca. 0.9 % of I⁻ would remain non oxidized at the thermodynamic oxidation potential of the complex. Thus, the equilibrium constant for the iodide addition to [MoI₃(PMe₃)₃]⁺ (halogenophilicity, *i.e.* K₂ in Scheme 5), would need to be very high to guarantee the stability of MoI₄(PMe₃)₃ with respect to the internal redox decomposition, see Scheme 6. It is relevant to mention here that MoI₄ is not a known compound^[32] and, although additional ligands stabilize higher oxidation state MoI₄ moieties (*e.g.* in compounds [CpMoI₄]⁻ and [MoOI₄]⁻),^[33, 34] no MoI₄L_n or iodide-containing mixed-halide MoI_nX_{4-n}L_m coordination compounds where L = phosphine ligand are reported in the literature to the best of our knowledge.

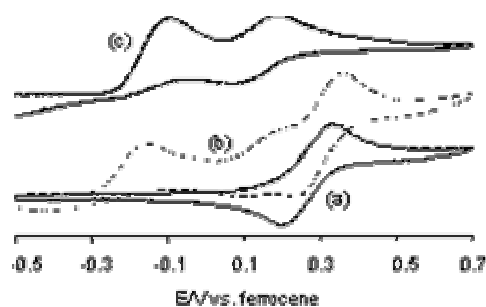
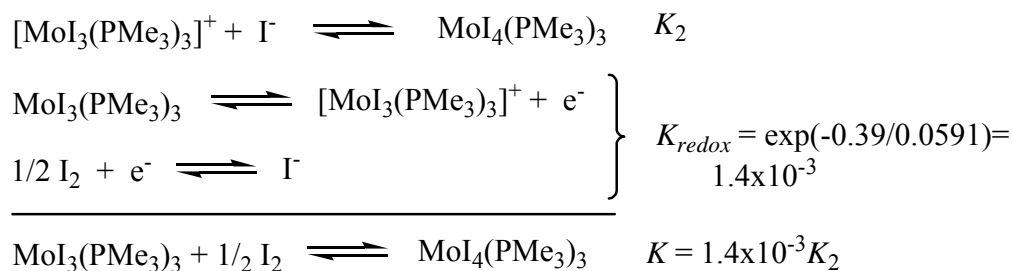


Figure 7. Effect of the addition of [Prⁿ₄N][I] on the cyclic voltammogram of MoI₃(PMe₃)₃ in CH₂Cl₂. (a) Without I⁻; (b) with added I⁻; (c) voltammogram of [Prⁿ₄N][I].



Scheme 6

(e) Electrochemistry of $\text{MoX}_3(\text{PMe}_3)_3$ in the presence of $\text{Y}^- \neq \text{X}^-$

We have also carried out electrochemical experiments with mixed halide systems, *i.e.* adding Y^- to a solution of $\text{MoX}_3(\text{PMe}_3)_3$ where $\text{Y} \neq \text{X}$. These experiments have provided useful complementary information. The addition of Br^- (< 1 equiv) to a solution of $\text{MoCl}_3(\text{PMe}_3)_3$, and the addition of Cl^- (< 1 equiv) to a solution of $\text{MoBr}_3(\text{PMe}_3)_3$, caused the same voltammetric changes as the related experiments on the $\text{MoX}_3(\text{PMe}_3)_3/\text{X}^-$ solutions ($\text{X} = \text{Cl}, \text{Br}$), *e.g.* see the results of the $\text{MoBr}_3(\text{PMe}_3)_3/\text{Cl}^-$ experiment in Figure 8: suppression of the return wave for the reduction of $[\text{MoX}_3(\text{PMe}_3)_3]^+$, slight shift of the anodic peak potential to less positive values, and no wave associated to the oxidation of free X^- . A new reduction wave with very small intensity developed at ca. -0.19 V for the $\text{MoCl}_3(\text{PMe}_3)_3/\text{Br}^-$ experiment, whereas no new reduction process was clearly visible in the $\text{MoBr}_3(\text{PMe}_3)_3/\text{Cl}^-$ experiment. In light of the above discussion, these observations indicate that the addition of Br^- to $[\text{MoCl}_3(\text{PMe}_3)_3]^+$ has occurred to yield a neutral $\text{MoBrCl}_3(\text{PMe}_3)_3$ complex.

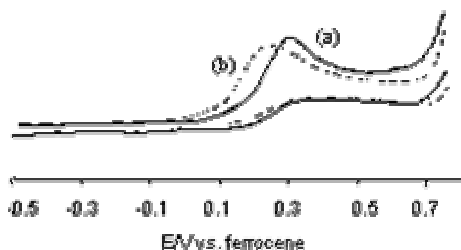


Figure 8. Effect of the addition of $[\text{Bu}^n_4\text{N}][\text{Cl}]$ on the cyclic voltammogram of $\text{MoBr}_3(\text{PMe}_3)_3$ in CH_2Cl_2 . (a) Without Cl^- ; (b) with added Cl^- .

The addition of Γ to the same solutions causes different changes, see Figure 9 for the $\text{MoCl}_3(\text{PMe}_3)_3/\Gamma$ experiment and Figure 10 for the $\text{MoBr}_3(\text{PMe}_3)_3/\Gamma$ experiment. Since the oxidation potential of Γ is less positive than those of the Mo^{III} complexes, this ion is oxidized first to form the I_3^- ion. Subsequently, the behavior depends on the nature of the halide ligands in the Mo^{III} complex. The oxidation of the Mo trichloride complex occurs approximately at the same potential as the oxidation of free I_3^- to I_2 . The affinity by the oxidized Mo^{IV} complex for coordination of the I_3^- ion results in a slightly shift of the oxidation peak of the metal complex towards less positive potentials, and in a strong shift of the oxidation peak of the coordinated I_3^- toward more positive potentials (ca. 0.52 V). The relative magnitude of these potential shifts reflects the larger electron density change experienced by the I_3^- ligand, relative to the Mo^{IV} metal center, upon coordination. The intensity of the oxidation wave at ca. 0.52 V is proportional to that of the Γ oxidation: increasing the amount of Γ salt increases the intensity of both waves relative to that of the Mo complex, which in turn continues to shift negatively. The proposed formation of a $\text{MoCl}_3(\text{I}_3)(\text{PMe}_3)_3$ complex of Mo^{IV} is also consistent with the decrease of the return reduction wave. Mo complexes containing I_3^- as a ligand have been isolated and structurally characterized, *e.g.* the anion of compound $[(\eta^6\text{-C}_6\text{Me}_6)\text{MoI}(\text{CO})_3][\text{MoI}_2(\text{I}_3)(\text{CO})_4]$.^[35] The oxidation process at 0.52 V must be the mere oxidation of coordinated I_3^- to free I_2 , with release of a Mo^{IV} complex, and not a metal-centered oxidation, since an oxidation process in this region is absent from the other voltammograms discussed above.

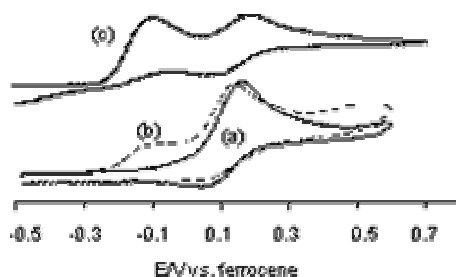


Figure 9. Effect of the addition of $[\text{Pr}^n_4\text{N}][\text{I}]$ on the cyclic voltammogram of $\text{MoCl}_3(\text{PMe}_3)_3$ in CH_2Cl_2 . (a) Without I^- ; (b) with added I^- ; (c) voltammogram of $[\text{Pr}^n_4\text{N}][\text{I}]$.

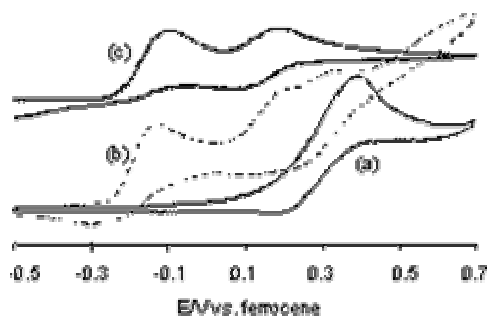


Figure 10. Effect of the addition of $[\text{Pr}^n_4\text{N}][\text{I}]$ on the cyclic voltammogram of $\text{MoBr}_3(\text{PMe}_3)_3$ in CH_2Cl_2 . (a) Without I^- ; (b) with added I^- ; (c) voltammogram of $[\text{Pr}^n_4\text{N}][\text{I}]$.

For the $\text{MoBr}_3(\text{PMe}_3)_3$ complex, the oxidation process occurs at a more positive potential than the oxidation of I_3^- , thus the latter occurs first, see voltammogram (b) in Figure 10. However, a slight negative shift of the metal oxidation wave and the appearance of a second oxidation wave (ca. 0.6 V) are again observed. We presume that this occurs because the difference between the oxidation potentials of I_3^- and $\text{MoBr}_3(\text{PMe}_3)_3$ is small, leaving a significant equilibrium amount of I_3^- at the potential at which the Mo^{IV} complex forms. Note that a similar phenomenon is not observed for the $\text{MoI}_3(\text{PMe}_3)_3/\text{I}^-$ experiment (Figure 7), presumably the result of a greater potential difference between the I_3^- and $\text{MoI}_3(\text{PMe}_3)_3$ oxidations, or a smaller affinity of $[\text{MoI}_3(\text{PMe}_3)_3]^+$ for I_3^- , or a combination of both effects.

Finally, the cyclic voltammetric study of the $\text{MoI}_3(\text{PMe}_3)_3$ solution in the presence of Cl^- or Br^- (Figure 11) reveals an additional phenomenon, namely halide exchange. The voltammograms clearly show the two characteristic oxidation waves associated to free I^- and, in the first case, the consumption of the Cl^- ion. In the second case, the consumption of Br^- cannot be clearly established because the oxidation wave of free Br^- occurs at essentially the same potential as that of the Mo complex. It must be noted that the added X^- ($\text{X} = \text{Cl}$ or Br) may be consumed not only by the halide exchange process, but also by addition to the product

of oxidization following halide exchange, $[\text{MoX}_x\text{I}_{3-x}(\text{PMe}_3)_3]^+$. The results of these two last electrochemical studies suggest a preference of this Mo^{III} system for the harder halide anion, with release of the softer one (I) in solution. Along this line, we would also predict the release of Br^- from the $\text{MoBr}_3(\text{PMe}_3)_3/\text{Cl}^-$ experiment (Figure 8), but a wave corresponding to free Br^- is not seen. However, any Br^- generated by the exchange process would be trapped by the oxidized $[\text{MoCl}_x\text{Br}_{3-x}(\text{PMe}_3)_3]^+$ ($X = \text{Cl}, \text{Br}$) complex (by extension of the behavior discussed above in relation to Figure 5 and Figure 6). Therefore, the lack of observation of free Br^- in Figure 8 is expected. Because of this phenomenon, the occurrence of halide exchange in the $\text{MoBr}_3(\text{PMe}_3)_3/\text{Cl}^-$ experiment cannot be clearly established by the electrochemical experiment. For the same reason, a halide exchange in the opposite direction cannot be established is the $\text{MoCl}_3(\text{PMe}_3)_3/\text{Br}^-$ experiment. It is only by virtue of the *less positive* oxidation potential of the iodide ion relative to the three Mo^{III} complexes that allows the establishment of its formation from $\text{MoI}_3(\text{PMe}_3)_3$ and Cl^- or Br^- and the absence of a *major* consumption upon its interaction with $\text{MoX}_3(\text{PMe}_3)_3$ ($X = \text{Cl}, \text{Br}$). As an important corollary, this halide exchange phenomenon suggests that neutral iodide-substituted Mo^{IV} complexes such as $\text{MoI}_3\text{X}(\text{PMe}_3)_3$ ($X = \text{Cl}, \text{Br}$), obtained by X atom transfer to $\text{MoI}_3(\text{PMe}_3)_3$, may also be unstable species relative to iodide dissociation leading to a redox process, with formation of I_2 and a $\text{Mo}(\text{III})$ product.

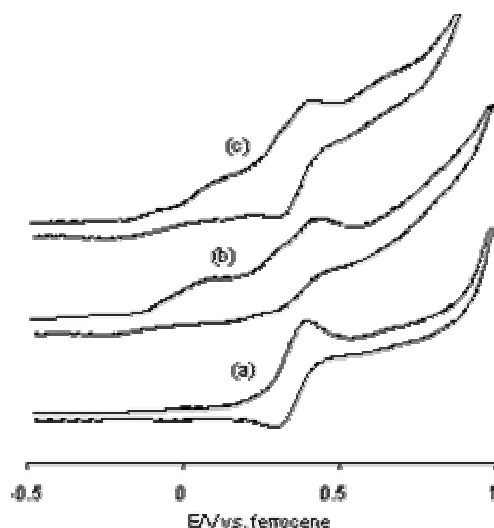


Figure 11. Effect of the addition of $[\text{Bu}^n_4\text{N}][\text{Cl}]$ and $[\text{Bu}^n_4\text{N}][\text{Br}]$ on the cyclic voltammogram of $\text{MoI}_3(\text{PMe}_3)_3$ in CH_2Cl_2 . (a) Without added salts; (b) with added Cl^- ; (c) with added Br^- .

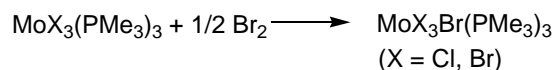
In conclusion, the electrochemical experiments suggest that the $\text{MoX}_4(\text{PMe}_3)_3$ complexes are thermodynamically stable as neutral species for $X = \text{Cl}$ and Br , whereas a question remains about the thermodynamic stability of $\text{MoI}_3\text{X}(\text{PMe}_3)_3$ ($X = \text{Cl}, \text{Br}, \text{I}$) species with respect to $\text{MoI}_2\text{X}(\text{PMe}_3)_3$ and $\frac{1}{2} \text{I}_2$. As mentioned above, phosphine substituted coordination compounds of MoI_4 are not present in the literature. According to our cyclic voltammetric results, the $[\text{MoI}_3(\text{PMe}_3)_3]^+$ cation is the only species encountered in this study which is electrochemically stable while containing iodide ligands on $\text{Mo}(\text{IV})$. The addition of any X^- ligand to this species triggers an internal redox process resulting in metal reduction and I^- oxidation. In order to verify these electrochemical results, synthetic oxidation studies were carried out as detailed in the next section.

(f) Dihalogen oxidations of $\text{MoX}_3(\text{PMe}_3)_3$.

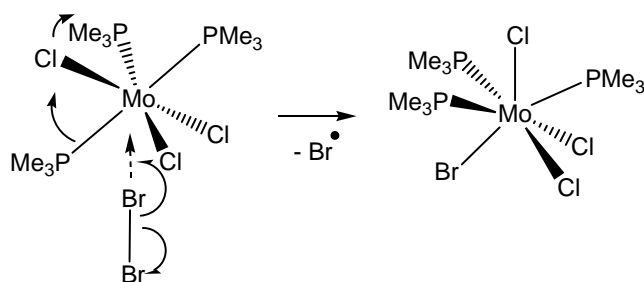
The oxidations of $\text{MoX}_3(\text{PMe}_3)_3$ ($X = \text{Cl}, \text{Br}$) with Br_2 were carried out at 0°C in toluene. They lead to an immediate color change to red ($\text{MoCl}_3\text{Br}(\text{PMe}_3)_3$) or dark green ($\text{MoBr}_4(\text{PMe}_3)_3$) and to the precipitation of the sparingly soluble products, see Equation 3, which could be recovered in analytically pure form. The compounds are paramagnetic but show relatively sharp ^1H NMR resonances in C_6D_6 , which are paramagnetically shifted to $\delta - 17.0$ ($w_{1/2} = 150$ Hz) for $\text{MoCl}_3\text{Br}(\text{PMe}_3)_2$ and -17.6 ($w_{1/2} = 90$ Hz) for $\text{MoBr}_4(\text{PMe}_3)_3$ at room temperature. These shifts are very similar to that reported for the tetrachloride analogue ($\delta - 17$, $w_{1/2} = 130$ Hz at room temperature in CDCl_3).^[27] A new measurement of the $\text{MoCl}_4(\text{PMe}_3)_3$ spectrum in C_6D_6 gives a resonance at $\delta - 17.3$ with $w_{1/2} = 145$ Hz. Notably,

compound $\text{MoBr}_4(\text{PMe}_3)_3$ shows no tendency to dissociate a phosphine ligand (no ^1H or ^{31}P NMR resonance is observed for free PMe_3).

Equation 3



The molecular nature of these new Mo^{IV} complexes was established by single crystal X-ray analyses. For both species, the coordination geometry (see Supporting Information) is identical to that of $\text{MoCl}_4(\text{PMe}_2\text{Ph})_3$ ^[16] and $\text{MoBr}_4(\text{PMe}_2\text{Ph})_3$.^[29] It can be described as a capped octahedron where the triangular face defined by the three P atoms is capped by a halogen atom. The structure of the mixed-halide $\text{MoCl}_3\text{Br}(\text{PMe}_3)_3$ complex shows positional disorder, with the Br atom distributed over the three trigonal halide coordination positions but no occupancy was found in the unique axial position. This localized disorder suggests stereochemical selectivity for the bromine addition reaction, with attack at a triangular face defined by one P and two Cl atoms as shown in Scheme 7, as well as the absence of a facile pathway for intramolecular exchange between the axial and trigonal halide ligands. Note that the reaction is mechanistically related to the atom transfer step that produces the reactive organic radical. Thus, the latter process may also occur stereoselectively to yield a Mo^{IV} complex where the transferred atom occupies a trigonal position. Mechanistically, it is also possible that Br_2 adds to the 15-electron Mo^{III} complex to produce 17-electron $\text{MoCl}_3(\text{PMe}_3)_3(\text{Br}_2)$, which then delivers a Br atom to a second molecule of the Mo^{III} complex.



Scheme 7

Compounds $\text{MoX}_4(\text{PMe}_3)_3$ have also been studied by cyclic voltammetry, in order to confirm the nature of the chemical species produced during the cyclic voltammetric analyses of the $\text{MoX}_3(\text{PMe}_3)_3/\text{X}^-$ solutions (see previous section). Both compounds show a first oxidation wave (reversible for the tetrabromo species, quasi-reversible for the tetrachloro species) with $E_{1/2} = -0.15 \text{ V}$ ($\text{X} = \text{Cl}$) and -0.06 V ($\text{X} = \text{Br}$), see Figure 12. The ΔE_p for each process (Cl , 75 mV; Br , 72 mV) is in agreement with a one-electron process, generating the Mo^{V} complex $[\text{MoX}_4(\text{PMe}_3)_3]^+$ as the primary oxidation product. The tetrachloro cation is more reactive than the tetrabromo analogue, probably evolving by coordination of Lewis bases available in the medium. Each process is followed by a second, irreversible oxidation, not shown in Figure 12, whose intensity corresponds to that of the first oxidation, probably yielding a very reactive Mo^{VI} dicationic complex. The reduction peak associated to the oxidation process of $\text{MoBr}_4(\text{PMe}_3)_3$ occurs at the same potential of the new peak that develops in the cyclic voltammetric study of $\text{MoBr}_3(\text{PMe}_3)_3$ in the presence of Br^- (Figure 6). This confirms that the one-electron oxidation product generated from $\text{MoBr}_3(\text{PMe}_3)_3$ binds a bromide ion to form $\text{MoBr}_4(\text{PMe}_3)_3$. On the other hand, the reduction wave associated to the oxidation process of $\text{MoCl}_4(\text{PMe}_3)_3$ is not observed in the cyclic voltammetric study of $\text{MoCl}_3(\text{PMe}_3)_3$ in the presence of Cl^- (Figure 5). Instead, a broad feature appeared at ca. -0.6 V . This phenomenon can be explained by the higher reactivity of $[\text{MoCl}_4(\text{PMe}_3)_3]^+$. Indeed, the addition of excess $\text{Bu}_4\text{N}^+\text{Cl}^-$ to the $\text{MoCl}_4(\text{PMe}_3)_3$ solution results in the complete

disappearance of the reduction peak at ca. -0.19 V and the appearance of a broad reduction feature at more negative potentials. This phenomenon has not been investigated further. For our purposes, we may conclude that this behavior is consistent with the formation of $\text{MoCl}_4(\text{PMe}_3)_3$ after oxidation of $\text{MoCl}_3(\text{PMe}_3)_3$ in the presence of Cl^- (Scheme 5).

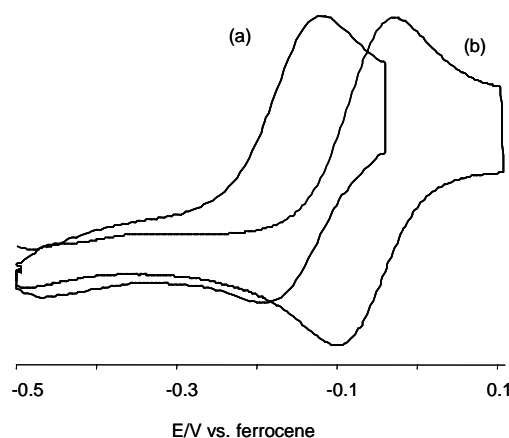
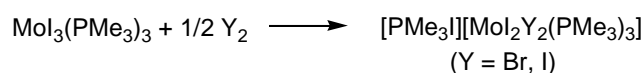


Figure 12. Cyclic voltammogram of $\text{MoX}_4(\text{PMe}_3)_3$ in CH_2Cl_2 . (a) $\text{X} = \text{Cl}$. (b) $\text{X} = \text{Br}$.

The oxidations of $\text{MoI}_3(\text{PMe}_3)_3$ with Br_2 or I_2 , carried out under the same conditions as the oxidation of the lighter trihalide analogues, produced very different results. Rapid precipitation of a yellow-green (I_2 oxidation) or apple green (Br_2 oxidation) occurred. These products are too insoluble in aromatic hydrocarbons to record a ^1H NMR spectrum in C_6D_6 , thus possess very different solubility properties relative to the above described $\text{MoX}_3\text{Br}(\text{PMe}_3)_3$ products with $\text{X} = \text{Cl}, \text{Br}$. They are soluble in polar solvents such as acetone and nitromethane and show a ^1H NMR resonance in a completely different region relative to $\text{MoX}_3\text{Y}(\text{PMe}_3)_3$ where $\text{X}_3\text{Y} = \text{Cl}_4, \text{Cl}_3\text{Br}, \text{and Br}_4$. Finally, the compounds are obtained in < 50% yields when using one half equivalent of the dihalogen oxidant (as required by the stoichiometry of Equation 3). This reflects the consumption of a greater amount of dihalogen. The identity of the products of these reactions as iodophosphonium salts, see Equation 4, was confirmed by an X-ray determination of the product of the diiodine

oxidation. The $[\text{MoI}_4(\text{PMe}_3)_2]^-$ complex was previously isolated as a PPh_4^+ salt^[36] and reported as showing a ^1H NMR resonance δ -41.2 ($w_{1/2} = 200$ Hz) in CD_2Cl_2 , in good agreement with the resonances observed for the products of Equation 4. The electrical conductivity of a 10^{-3} M solution of this compound in nitromethane ($80.1 \cdot 10^{-4} \text{ Ohm}^{-1} \text{ m}^2 \text{ mol}^{-1}$) is in the expected range for 1:1 salts ($75\text{-}95 \cdot 10^{-4} \text{ Ohm}^{-1} \text{ m}^2 \text{ mol}^{-1}$).^[37]

Equation 4



The presence of the iodophosphonium cation was further confirmed by ^{31}P NMR spectroscopy. The compound shows a strong and broadened resonance at δ 86.1 ($w_{1/2} = 78$ Hz) in acetone- d_6 that can be attributed to the cation. The broadening may be attributed to the effect of the paramagnetic Mo center in the counterion given that, even in the acetone- d_6 solvent, an equilibrium between free ions and ion pairs is possible. For comparison, other salts containing iodophosphonium cations exhibit resonances at δ 80.0 ($\text{Me}_3\text{PI}^+\text{I}^-$),^[38] 102.4 ($\text{Pr}^n_3\text{PI}^+\text{I}^-$),^[38] and 87.9 ($\text{Pr}^n_3\text{PI}^+\text{I}_3^-$),^[39] in CDCl_3 . The ^{31}P resonance of the phosphine ligands in the anion cannot be observed because the anion is an octahedral complex of Mo^{III} with $S = 3/2$.^[36] The ^{31}P NMR resonance of phosphine ligands that are coordinated to paramagnetic metal centers cannot be observed, because the spin density transmitted by the metal to the P nuclei relaxes too efficiently the phosphorus nuclear magnetic states. Thus, complexes $\text{MoX}_3(\text{PMe}_3)_3$ ($S = 3/2$) and $\text{MoX}_4(\text{PMe}_3)_3$ ($S = 1/2$) are ^{31}P NMR silent. In agreement with the literature, the cation is extremely sensitive towards moisture. Adventitious moisture leads to the development of new sharp ^{31}P NMR resonances at δ 2.6 and 100.4 that are assigned, respectively, to Me_3PH^+ (exchanging in acetone- d_6 to yield Me_3PD^+ with $J_{\text{PD}} = 78$ Hz) and to Me_3POH^+ (*cf.* 82.7 for $\text{Pr}^i_3\text{POH}^+\text{I}^-$ in $\text{CH}_2\text{Cl}_2\text{-C}_6\text{D}_6$).^[40]

A view of the $[\text{P}(\text{Me}_3)]_3[\text{MoI}_4(\text{P}(\text{Me}_3)_2)]$ molecule is shown in Figure 13. The cation and anion are not completely separated from each other, notably the I atom of the iodophosphonium cation is at 3.4952(12) Å from atom I(4) in the tetraiodomolybdate anion. This is relevant because, according to large amount of information available in literature, the I-I distance responds in different ways upon interaction of the I_2 molecule with Lewis acids and bases, leading in some cases to relatively long contacts. For instance, compounds of type R_3PI_2 display elongated I-I bonds in the solid state, *e.g.* 3.16(2) Å for Ph_3PI_2 ,^[41] 3.326(1) Å for Bu^t_3PI_2 ,^[42] 3.3394(5) Å for $[2,6-(\text{CH}_3\text{O})_2\text{C}_6\text{H}_3]_3\text{PI}_2$,^[43] and 3.408 Å for PhMe_2PI_2 ^[44], whereas they undergo ionic dissociation in polar solvents.^[38] The I-I distance is weakened further when the negatively polarized part (the iodide ion) becomes incorporated into the I_2 Lewis acid to form the I_3^- ion: 3.743(1) Å in the $[\text{Pr}^i_3\text{PI}][\text{I}_3]$ compound^[40] and 3.716(2) and 3.683(2) Å in the $[(\text{Pr}^i_3\text{PI})_2\text{I}_3]^+$ cation.^[39] The I-I separation in the $[\text{P}(\text{Me}_3)]_3[\text{MoI}_4(\text{P}(\text{Me}_3)_2)]$ molecule reported here is intermediate between those of the R_3PI_2 and the $[\text{R}_3\text{PI}][\text{I}_3]$ molecules. Thus, sequestration of the iodide ion by coordination to the Mo^{III} has a smaller effect on the I-I distance than sequestration by I_2 . The P-I distance in the cation is close to that found in other $[\text{R}_3\text{P-I}]^+$ salts, *e.g.* 2.388(5) Å in the above mentioned $[(\text{Pr}^i_3\text{PI})_2\text{I}_3]^+$ cation,^[39] whereas those in the neutral R_3PI_2 compounds are longer (> 2.41 Å). A structure containing the $[\text{MoI}_4(\text{P}(\text{Me}_3)_2)]^-$ ion has not been previously reported. However, this ion compares rather closely with that in the $[\text{P}(\text{PhEt}_2)]_3[\text{MoI}_4(\text{P}(\text{PhEt}_2)_2)]$ structure, which also exhibits the *trans* stereochemistry.^[45] The $[\text{Na}(\text{THF})_3][\text{MoI}_4(\text{dppe})]\cdot\text{THF}$, exhibiting the *cis* stereochemistry, appears to be the only other crystallographically characterized compound containing a $[\text{MoI}_4\text{L}_2]^-$ ion.^[46] The Mo-I distances are quite comparable in the two *trans*- $[\text{MoI}_4\text{L}_2]^-$ salts. The Mo-I(4) distance is not significantly perturbed by the weak interaction with the iodine atom of the Me_3PI^+ ion. The Mo-P distances, on the other hand, are slightly shorter in the $\text{P}(\text{Me}_3)$ complex described here [2.610(3) and 2.592(2) Å for the $\text{P}(\text{PhEt}_2)$ complex],

reflecting the stronger binding ability of the PMe_3 ligand.^[45] Other relevant geometrical parameters are given in the Supporting Information.

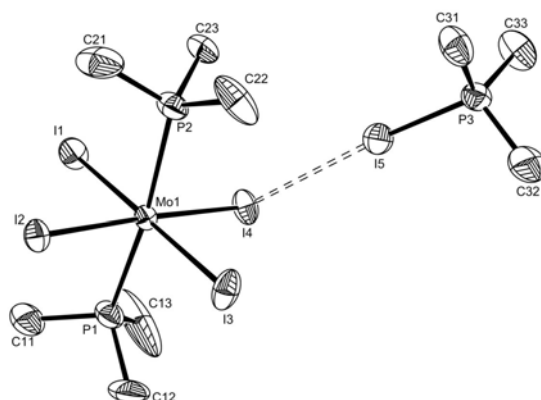
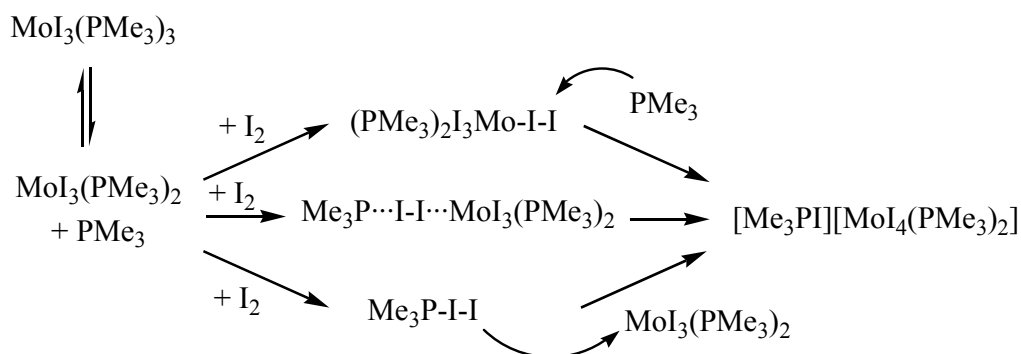


Figure 13. An ORTEP view of the $[\text{PMe}_3][\text{MoI}_4(\text{PMe}_3)_2]$ molecule.

Mechanistically, the reaction in Equation 4 may be different depending on the nature of Y_2 . The diiodine reagent does not have sufficient oxidizing power to remove electrons from $\text{MoI}_3(\text{PMe}_3)_3$ (see Figure 7). It is rather plausible that the reaction is triggered by a phosphine dissociation equilibrium, followed by either addition of I_2 to free PMe_3 with formation of the PMe_3I_2 intermediate (path *a* in Scheme 8), or by coordinative addition of I_2 to the Mo complex with formation of the $\text{MoI}_3(\text{PMe}_3)_2(\text{I}_2)$ intermediate (path *b* in Scheme 8), or by a concerted heterolytic activation of I_2 by the $\text{MoI}_3(\text{PMe}_3)_2$ Lewis acid and the PMe_3 Lewis base (path *c* in Scheme 8). The oxidation of PMe_3 by I_2 to yield PMe_3I_2 is reported in the literature,^[38] while complexes containing the I_2 ligands have also been described.^[47, 48] However, it is also possible to envisage an OSET pre-equilibrium yielding $[\text{MoI}_3(\text{PMe}_3)_3]^+$ and I_2^- , the latter then rapidly rearranging to I_3^- . In that case, the iodophosphonium cation may be obtained at some stage by a reductive elimination process. When the oxidizing agent is Br_2 , an OSET process is definitely favorable, generating $[\text{MoI}_3(\text{PMe}_3)_3]^+$ and Br_3^- or even Br^- according to the measured redox potentials (see Figure 6 and Figure 7). Subsequently, it

is possible that PMe_3I^+ is formed again by a reductive elimination process, or that a sequence of halide exchange and electron transfer lead to I_2 and $\text{MoBr}_2\text{I}(\text{PMe}_3)_3$. In the latter case, the reaction would continue along the same path shown in Scheme 8 for the all-iodine system.



Scheme 8

It is necessary to underline that, as shown by control experiments, complex $[\text{PMe}_3][\text{MoI}_4(\text{PMe}_3)_2]$ is unable to catalyze the polymerization of styrene under the same conditions in which complex $\text{MoI}_3(\text{PMe}_3)_3$ is effective (as detailed in Figure 1). Compound PMe_3I_2 , obtained *in situ* from PMe_3 and I_2 ,^[38] is also completely ineffective.

Discussion

All three compounds $\text{MoX}_3(\text{PMe}_3)_3$ ($\text{X} = \text{Cl}, \text{Br}, \text{I}$) catalyze the radical polymerization of styrene in the presence of the (1-bromoethyl)benzene initiator, to yield a “living” chain growth, although a catalyzed chain transfer competes with the chain growth process when using the triiodide catalyst. The $\text{Al}(\text{OPr}^i)_3$ additive selectively speeds up the polymerization process, increasing its “livingness”. The dihalogen oxidation studies have yielded stable tetrahalide complexes $\text{MoX}_3\text{Y}(\text{PMe}_3)_3$ for $\text{X}, \text{Y} = \text{Cl}, \text{Br}$. These synthetic results are consistent with the cyclic voltammetric results and strongly suggest that these neutral

compounds are indeed formed by atom transfer processes during the controlled/"living" polymerization of styrene. The reactions of $\text{MoI}_3(\text{PMe}_3)_3$ with X_2 ($\text{X} = \text{Br}, \text{I}$) on the other hand, do not yield stable Mo^{IV} complexes. This behavior, which is also consistent with the cyclic voltammetric results, clearly indicates that the putative $\text{MoI}_3\text{X}(\text{PMe}_3)_3$ ($\text{X} = \text{Br}, \text{I}$) complexes are unstable with respect to an internal redox process to yield I_2 and $\text{MoI}_2\text{X}(\text{PMe}_3)_3$. Instead of metal oxidation, the interaction between $\text{MoI}_3(\text{PMe}_3)_3$ and I_2 leads to phosphine oxidation and formation of an iodophosphonium salt.

The apparent inconsistency between the results in catalytic radical polymerization on one side, and the stoichiometric oxidation and electrochemical results on the other side, which is restricted to the use of the $\text{MoI}_3(\text{PMe}_3)_3$ catalyst, poses an interesting dilemma. The possibility that an alternative polymerization mechanism operates with this system does not appear likely. We must first observe that the polymer \overline{M}_n grows linearly with conversion and corresponds to the theoretical value on the basis of BEB. Therefore, it is quite safe to conclude that each polymer chain originates from one BEB molecule. On this basis, anionic polymerization can immediately be excluded, because the reduction of BEB would produce radicals before producing anions. Furthermore, compound $\text{MoI}_3(\text{PMe}_3)_3$ is not a strong reducing agent. In fact, it is less reducing than the other trihalide analogues according to our electrochemical study. A cationic polymerization seems equally difficult to account for. In order to generate carbocations reversibly from BEB, one would need to extract reversibly the bromide anion. However, $\text{MoI}_3(\text{PMe}_3)_3$ is unlikely to be a stronger Lewis acid than its trichloro and tribromo congeners. There is no indication whatsoever for the addition of even *free* halide ions to the 15-electron $\text{MoX}_3(\text{PMe}_3)_3$ species. The addition of a two-electron donor to these spin quartet complexes needs an energetically costly electron pairing process, yielding a 17-electron complex with a spin doublet ground state. This phenomenon is expected to lead to an EPR active species in isotropic solutions at room temperature. While

this indeed occurs in the presence of softer ligands (*e.g.* CpMoI₂(PMe₃)₂),^[49] solutions containing MoX₃(PMe₃)₃ and excess X⁻ are EPR silent. In addition, the NMR resonances of MoX₃(PMe₃)₃ do not decrease in intensity upon addition of X⁻ salts. For this reason, it is even less likely that any of the three MoX₃(PMe₃)₃ complexes may be capable of extracting a halide ion from an organic molecule such as BEB.

Several observations are consistent with the conclusion that the three trihalide complexes are operating via the *same* mechanism and that this is an ATRP mechanism. As shown earlier,^[14] MoCl₃(PMe₃)₃ is able to control the polymerization of styrene with both BEB and ethyl 2-bromoisobutirrate (BIB) initiator under typical ATRP conditions, to produce macromonomers containing *one* molecule of the bromide initiator as verified by MALDI-TOF mass spectrometry. In the same study, compound MoCl₄(PMe₃)₃ was shown to be an effective radical trap (controlled polymer growth under “reverse” ATRP conditions). As shown in the present study, the polymerization of styrene in the presence of each of the three MoX₃(PMe₃)₃ complexes, under otherwise identical conditions, yields very similar results: (i) the polymer chains grow linearly with conversion; (ii) \overline{M}_n values are close to theory for a BEB-initiated polymerization; (iii) the apparent polymerization rate constants are very similar and vary monotonously (Cl > Br > I, see Table 1), following the trend of oxidation potentials; (iv) a very similar accelerating effect by the Al(OPrⁱ)₃ additive is observed in the three cases.

Under the assumption that the polymerization process occurs via the ATRP mechanism also when using the MoI₃(PMe₃)₃ catalyst, we must argue that the product of the atom transfer, the MoI₃Br(PMe₃)₃ complex, cannot undergo the thermodynamically favorable redox rearrangement to I₂ and a mixed halide Mo(III) complex under the ATRP conditions. We can see a possible explanation for this phenomenon and, to illustrate it, we shall take an analytical approach based on homolytic bond dissociation energies (BDEs), as we have done previously.^[4] The arguments are supported by DFT calculations, which have been carried out

on model complexes where the PMe_3 ligands were replaced by PH_3 . The bond dissociation enthalpies of $\text{PhCH}(\text{Br})\text{CH}_3$ and $\text{PhCH}(\text{I})\text{CH}_3$ were taken from an earlier study.^[50] The results of the calculations are summarized in Figure 14. Starting from a combination of $\text{MoI}_3(\text{PH}_3)_3$ and BEB, breaking homolytically the C-Br bond costs $59.9 \text{ kcal mol}^{-1}$. The trapping of the Br atom by the Mo(III) complex, leading to $\text{MoI}_3\text{Br}(\text{PH}_3)_3$, releases $34.2 \text{ kcal mol}^{-1}$. Thus, the Br atom transfer process is endothermic by $25.7 \text{ kcal mol}^{-1}$. In the absence of an overbarrier to the atom transfer process (we have not carried out fixed-geometry calculations along the atom transfer coordinate), and assuming a negligible entropic contribution to the activation free energy, the rate constant for formation of the free radicals would be ca. $2 \times 10^{-3} \text{ M}^{-1} \text{ s}^{-1}$ at 90°C according to the Eyring relationship. Since the activation entropy for the atom transfer process is most certainly negative (relative ordering of the transition state relative to the reagents), this must be considered an upper estimate. On the other hand, the bulkier PMe_3 ligands will probably exert a weakening effect on the Mo-Br bond. At any rate, the DFT estimation suggests that the $\text{MoI}_3(\text{PMe}_3)_3$ complex is kinetically competent to operate as a Br atom acceptor in a reaction with BEB under the polymerization conditions.

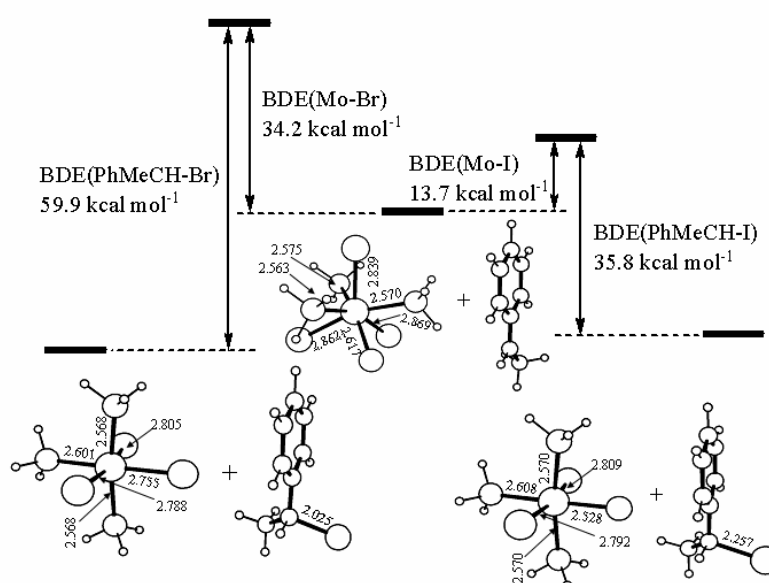
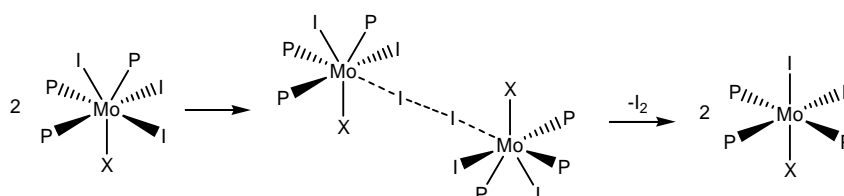


Figure 14. Relative energy and selected distances (in Å) for different model systems, as obtained by DFT geometry optimizations.

By analyzing the reverse process, the organic radical may now extract either a Br or an I atom from the Mo^{IV} complex. Rupture of the Mo-I bond costs 13.7 kcal mol⁻¹, whereas formation of the Ph(Me)CH-I bond releases 35.8 kcal mol⁻¹. Thus, iodine atom transfer from the Mo(IV) spin trap to yield an organic iodide dormant species is exothermic by 22.1 kcal mol⁻¹. The mixed-halide Mo^{III} complex is more stable when the Br atom occupies the position *trans* to a PH₃ ligand and equivalent I atoms *trans* to each other. The stereoisomer with the Br atom *trans* to an I atom and the second I atom *trans* to a PH₃ ligand is higher in energy by 0.65 kcal mol⁻¹. The overall halogen exchange process is computed as endothermic by 4.8 kcal mol⁻¹ [enthalpy of MoI₂Br(PH₃)₃ and Ph(Me)CH-I relative to the enthalpy of MoI₃(PH₃)₃ and Ph(Me)CH-Br]. If this result holds true for the real PMe₃ complex and for the halogen-terminated macromonomers, it would seem that the polymerization would mostly occur via bromine-terminated dormant species. This hypothesis remains to be verified experimentally by polymer end-group analysis. At any rate, this is irrelevant to the mechanistic conclusion to which we are now arriving.

The occurrence of the thermodynamically favorable redox process, leading from MoI₃Br(PMe₃)₃ to ½ I₂ and a Mo^{III} complex, requires that the Mo^{IV} complex breaks the Mo-I bond homolytically and that two free I atoms then encounter each other. The iodine dimerization process is characterized by a high 2nd order rate constant,^[51, 52] but the process should in principle be very slow if the iodine atom concentration is very low, because of the second order rate law. This is the same principle according to which the bimolecular terminations of the radical polymer chains are unfavourable under typical ATRP conditions. A Mo-I BDE of 13.7 kcal mol⁻¹, as suggested by the DFT calculations, insures that only a minor fraction of the Mo^{IV} complex would dissociate a free I atom. In addition, the

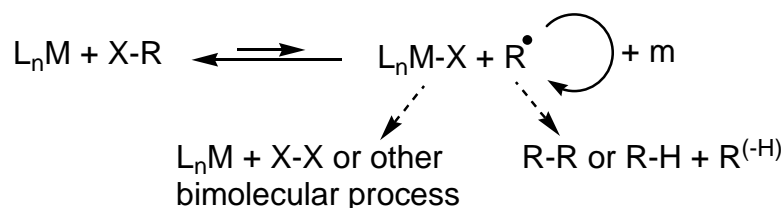
concentration of the Mo^{IV} complex is itself quite low. Thus, the free I concentration under ATRP conditions should always remain lower than that of the reactive free radicals. This holds true provided that the latter are not involved themselves in a reversible trapping reaction with the Mo^{III} complex, *e.g.* the SFRP equilibrium shown in Scheme 2, but the results of the styrene polymerization initiated by AIBN in the presence of $\text{MoI}_3(\text{PMe}_3)_3$ (Figure 2) are rather in disagreement with extensive radical trapping by $\text{MoI}_3(\text{PMe}_3)_3$. An alternative possibility is the direct bimolecular encounter of two Mo^{IV} molecules, see Scheme 9. This process does not require the preliminary homolytic rupture of two Mo-I bonds. However: (i) it is also a bimolecular process for a species whose concentration is supposedly low under ATRP conditions; (ii) its activation barrier is likely to be greater than that associated with the halogen atom transfer to the organic radical; (iii) the activation entropy should be less favourable (more negative) relative to the atom transfer to the organic radical because of the expected higher degree of ordering in the transition state.



Scheme 9

In conclusion, we have described here a new mechanistic twist in atom transfer radical polymerization. By analogy with the ability of free radicals to lead to chain growth under pseudo-living conditions, rather than undergo the very favorable bimolecular, the spin trap is also capable to play its function in ATRP, *i.e.* take the growing radical chain back to the dormant chain, rather than undergo bimolecular decomposition processes, see Scheme 10,

provided that the atom transfer equilibrium is sufficiently displaced toward the dormant species and ATRP catalyst.



Scheme 10

Conclusions

The combination of the results of the controlled polymerization of styrene with $\text{MoX}_3(\text{PMe}_3)_3$ catalysts, the electrochemical studies of the latter complexes in the presence and absence of free X^- ions, and the synthetic oxidation studies, lead us to conclude that all $\text{MoX}_3(\text{PMe}_3)_3$ complexes ($\text{X} = \text{Cl}, \text{Br}, \text{I}$) are competent ATRP catalysts for the controlled/"living" polymerization of styrene. This is true in spite of the proven thermodynamic instability of the intermediate complex (radical trap) relative to redox decomposition when iodide ligands are present. The $\text{MoI}_3\text{Br}(\text{PMe}_3)_3$ complex generated during the ATRP process can exert its action as a spin trap for the growing radical chain because the bimolecular encounter of two such molecules, leading to the thermodynamically favorable generation of I_2 , is slower than the trapping of the growing radical chain to yield back the ATRP catalyst and the polymer dormant chain.

It is interesting to observe that this system has all the mechanistic ingredients to catalyze the radical metathesis of R-I to yield I_2 plus the R coupling or disproportionation products, a process that is indeed thermodynamically favorable. For instance, the enthalpy changes for the reactions leading from $2\text{CH}_3\text{X}$ to $\text{C}_2\text{H}_6 + \text{X}_2$ are estimated, using tabulated

BDE values,^[53] as +21.4 for X = Cl, +5.7 for X = Br and -11.9 for X = I. For R-X systems where X is Cl or Br, in the presence of metal complexes L_nM and under conditions favoring the formation of radicals, one typically observes a one-electron oxidative addition process leading to L_nM-R and L_nM-X (when the M-R bonds are sufficiently strong), or the formation of L_nM-X and the R coupling or disproportionation products. The stability of L_nM-X relative to L_nM and X_2 provides the thermodynamic driving force to homolytically split the R-X bond. For iodide-containing Mo^{III} complexes (which may also be generated by halogen exchange from organic iodide initiators), on the other hand, thermodynamics is against an oxidation state increase for the metal center and favors instead the oxidation of an iodide ligand to I_2 . The only reason why iodide-containing Mo^{III} complexes give a well controlled “living” radical polymerization (at least for styrene), instead of catalyzing the radical metathesis of R-I, is that the low free radical concentration for both R and I disfavors the bimolecular recombination processes.

The new mechanistic paradigm illustrated in Scheme 10 is expected to have general validity in atom transfer radical polymerization processes, whenever the oxidized product M-X resulting from the atom transfer process from a catalyst M is thermodynamically unstable with respect to bimolecular decomposition. This probably explains the ability of certain previously reported compounds to control radical polymerization, even though their oxidized partners do not appear to satisfy stability criteria from coordination chemistry first principles (see Introduction). It is pertinent to consider the role of the persistent radical effect under these circumstances. For a “normal” ATRP process (stable M-X), bimolecular terminations of the reactive radicals increase the concentration of M-X, which in turn regulates the atom transfer equilibrium. When M-X is unstable, on the other hand, the disappearance of R, and the consequent increase of the M-X concentration, leads to an increased spin trap bimolecular

destruction rate. Therefore, the existence of a persistent radical effect under these circumstances must obey more stringent criteria.

Acknowledgements. We are grateful to the CNRS for financial help. FS and SM are grateful to the Conseil Régional de Bourgogne and to the CNRS for BDI fellowships. JM is grateful to the Spanish Ministerio de Educacion y Ciencia for a post-doctoral fellowship. RP thanks CINES (Montpellier) and CICT (Project CALMIP, Toulouse) for granting free CPU time.

Supporting Information Available. Description of all experimental procedures, including computational details and the X-ray structural analysis of compounds $\text{MoCl}_3\text{Br}(\text{PMe}_3)_3$, $\text{MoBr}_4(\text{PMe}_3)_3$, $\text{MoI}_3(\text{PMe}_3)_3$ and $[\text{PIME}_3][\text{MoI}_4(\text{PMe}_3)_2]$, ORTEP diagrams, a table of crystal data and refinement parameters, tables of selected bond distances and angles (total of 12 pages).

References

- [1] J.-S. Wang, K. Matyjaszewski, *J. Am. Chem. Soc.* **1995**, *117*, 5614-5615.
- [2] M. Kato, M. Kamigaito, M. Sawamoto, T. Higashimura, *Macromolecules* **1995**, *28*, 1721-1723.
- [3] Y. Kabachii, S. Kochev, L. Bronstein, I. Blagodatskikh, P. Valetsky, *Polym. Bull.* **2003**, *50*, 271-278.
- [4] E. Le Grogne, J. Claverie, R. Poli, *J. Am. Chem. Soc.* **2001**, *123*, 9513-9524.
- [5] Y. Kotani, M. Kamigaito, M. Sawamoto, *Macromolecules* **1999**, *32*, 2420-2424.
- [6] K. Matyjaszewski, M. Wei, J. Xia, N. E. Mcdermott, *Macromolecules* **1997**, *30*, 8161-8164.
- [7] T. Ando, M. Kamigaito, M. Sawamoto, *Macromolecules* **1997**, *30*, 4507-4510.
- [8] R. K. O'reilly, V. C. Gibson, A. J. P. White, D. J. Williams, *J. Am. Chem. Soc.* **2003**, *125*, 8450-8451.
- [9] G. Moineau, C. Granel, P. Dubois, R. Jérôme, P. Teyssié, *Macromolecules* **1998**, *31*, 542-544.
- [10] C. Granel, P. Dubois, R. Jérôme, P. Teyssié, *Macromolecules* **1996**, *29*, 8576-8582.
- [11] P. Lecomte, I. Draiper, P. Dubois, P. Teyssié, R. Jérôme, *Macromolecules* **1997**, *30*, 7631-7633.
- [12] F. Stoffelbach, R. Poli, P. Richard, *J. Organometal. Chem.* **2002**, *663*, 269-276.

- [13] F. Stoffelbach, D. M. Haddleton, R. Poli, *Eur. Polym. J.* **2003**, *39*, 2099-2105.
- [14] F. Stoffelbach, J. Claverie, R. Poli, *C. R. Acad. Sci. Paris C* **2002**, *5*, 37-42.
- [15] R. D. Rogers, E. Carmona, A. Galindo, J. L. Atwood, L. G. Canada, *J. Organomet. Chem.* **1984**, *277*, 403-415.
- [16] L. Manojlovic-Muir, *J. Chem. Soc., Dalton Trans.* **1976**, *1976*, 192-195.
- [17] K. Matyjaszewski, J. H. Xia, *Chem. Rev.* **2001**, *101*, 2921-2990.
- [18] L. Tang, J. Norton, *Macromolecules* **2004**, *37*, 241-243.
- [19] H. Fischer, *Macromolecules* **1997**, *30*, 5666-5672.
- [20] T. Ando, M. Kamigaito, M. Sawamoto, *Macromolecules* **2000**, *33*, 6732-6737.
- [21] Y. Kotani, M. Kamigaito, M. Sawamoto, *Macromolecules* **1999**, *32*, 6877-6880.
- [22] H. Uegaki, Y. Kotani, M. Kamigaito, M. Sawamoto, *Macromolecules* **1997**, *30*, 2249-2253.
- [23] J. Guo, Z. Han, P. Wu, *J. Mol. Catal. A* **2000**, *159*, 77-83.
- [24] M. Kamigaito, T. Ando, M. Sawamoto, *Chem. Rev.* **2001**, *101*, 3689-3745.
- [25] J. Qiu, K. Matyjaszewski, L. Thouin, C. Amatore, *Macromol. Chem. Phys.* **2000**, *201*, 1625-1631.
- [26] Two distinct oxidation processes are observed for X = Br because of the potential range of stability for the Br₃⁻ species.
- [27] F. Stoffelbach, D. Saurenz, R. Poli, *Eur. J. Inorg. Chem.* **2001**, 2699-2703.
- [28] J. R. Moss, B. L. Shaw, *J. Chem. Soc. (A)* **1970**, 595-601.
- [29] M. Drew, A. Wolters, J. Wilkins, *Chem. Commun.* **1972**, 1278-1279.
- [30] Weak ¹H NMR resonances that are characteristic of the [MoX₄(PMe₃)₂]⁻ complexes^[31] developed over several hours at room temperature.
- [31] R. Poli, J. C. Gordon, *Inorg. Chem.* **1991**, *30*, 4550-4554.
- [32] F. A. Cotton, G. Wilkinson, *Advanced Inorganic Chemistry*, 5th ed., Wiley, New York, **1988**.
- [33] J. U. Desai, J. C. Gordon, H.-B. Kraatz, V. T. Lee, B. E. Owens-Waltermire, R. Poli, A. L. Rheingold, C. B. White, *Inorg. Chem.* **1994**, *33*, 3752-3769.
- [34] J. C. Gordon, S. P. Mattamana, R. Poli, P. E. Fanwick, *Polyhedron* **1995**, *14*, 1339-1342.
- [35] F. Calderazzo, R. Poli, P. F. Zanazzi, *Gazz. Chim. Ital.* **1988**, *118*, 595-601.
- [36] J. C. Fettinger, J. C. Gordon, S. P. Mattamana, C. J. O'connor, R. Poli, G. Salem, *Inorg. Chem.* **1996**, *35*, 7404-7412.
- [37] W. J. Geary, *Coord. Chem. Rev.* **1971**, *7*, 81-122.
- [38] N. Bricklebank, S. M. Godfrey, A. G. Mackie, C. A. McAuliffe, R. G. Pritchard, P. J. Kobryn, *J. Chem. Soc., Dalton Trans.* **1993**, 101-103.
- [39] W. I. Cross, S. M. Godfrey, C. A. McAuliffe, R. G. Pritchard, J. M. Sheffield, G. M. Thompson, *J. Chem. Soc., Dalton Trans.* **1999**, 2795-2798.
- [40] F. Ruthe, P. G. Jones, W. W. Du Mont, P. Deplano, M. L. Mercuri, *Z. Anorg. Allg. Chem.* **2000**, *626*, 1105-1111.
- [41] S. M. Godfrey, D. G. Kelly, C. A. McAuliffe, A. G. Mackie, R. G. Pritchard, S. M. Watson, *J. Chem. Soc., Chem. Comm.* **1991**, 1163-1164.
- [42] W. W. Du Mont, M. Baetcher, S. Pohl, W. Saak, *Angew. Chem.* **1987**, *99*, 945-947.
- [43] S. M. Godfrey, C. A. McAuliffe, R. G. Pritchard, J. M. Sheffield, *J. Chem. Soc., Dalton Trans.* **1998**, 1919-1923.
- [44] N. Bricklebank, S. M. Godfrey, H. P. Lane, C. A. McAuliffe, R. G. Pritchard, J.-M. Morenao, *J. Chem. Soc., Dalton Trans.* **1995**, 2421-2424.
- [45] F. A. Cotton, R. Poli, *Inorg. Chem.* **1986**, *25*, 3624-3629.
- [46] S. P. Mattamana, R. Poli, *Inorg. Chim. Acta* **1995**, *229*, 55-60.

- [47] R. Makiura, I. Nagasawa, N. Kimura, S. Ishimaru, H. Kitagawa, R. Ikeda, *Chem. Commun.* **2001**, 1642-1643.
- [48] R. A. Gossage, A. D. Ryabov, A. L. Spek, D. J. Stufkens, J. A. M. Van Beek, R. Van Eldik, G. Van Koten, *J. Am. Chem. Soc.* **1999**, *121*, 2488-2497.
- [49] S. T. Krueger, R. Poli, A. L. Rheingold, D. L. Staley, *Inorg. Chem.* **1989**, *28*, 4599-4607.
- [50] M. B. Gillies, K. Matyjaszewski, P.-O. Norrby, T. Pintauer, R. Poli, P. Richard, *Macromolecules* **2003**, *36*, 8551-8559.
- [51] M. I. Christie, R. G. W. Norrish, G. Porter, *Proc. Roy. Soc. (London)* **1953**, *216A*, 152-165.
- [52] G. Porter, *Proc. Roy. Soc. (London)* **1950**, *A200*, 284-300.
- [53] Y.-R. Luo, *Handbook of Bond Dissociation Energies in Organic Compounds*, CRC Press, Cleveland, Ohio, **2002**.

Table 1. Apparent rate constants for styrene polymerization.^a Polymerization conditions are as shown in Figure 1 and Figure 3.

Complex	$k_{\text{app}}/\text{min}^{-1}$	$k_{\text{app}}^{\text{Al}}/\text{min}^{-1}$	$k_{\text{app}}^{\text{Al}}/k_{\text{app}}$
MoCl ₃ (PMe ₃) ₃	$1.42 \cdot 10^{-4}$	$4.72 \cdot 10^{-4}$	3.33
MoBr ₃ (PMe ₃) ₃	$5.49 \cdot 10^{-5}$	$5.02 \cdot 10^{-4}$	9.14
MoI ₃ (PMe ₃) ₃	$3.57 \cdot 10^{-5}$	$4.41 \cdot 10^{-4}$	12.33

^a k_{app} = apparent rate constant in the absence of Al(OiPr)₃ co-catalyst (polymerization conditions as in Figure 1). $k_{\text{app}}^{\text{Al}}$ = apparent rate constant in the presence of Al(OiPr)₃ co-catalyst (polymerization conditions as in Figure 3).

TOC graphic