



HAL
open science

**Orbital Splitting and Pairing Energy in Open-Shell
Organometallics: A Study of Two Families of
16-Electron Complexes [Cp₂M] (M = Cr, Mo, W) and
[CpM(PH₃)] (M = Co, Rh, Ir)**

Rinaldo Poli, Ivo Cacelli

► **To cite this version:**

Rinaldo Poli, Ivo Cacelli. Orbital Splitting and Pairing Energy in Open-Shell Organometallics: A Study of Two Families of 16-Electron Complexes [Cp₂M] (M = Cr, Mo, W) and [CpM(PH₃)] (M = Co, Rh, Ir). *European Journal of Inorganic Chemistry*, 2005, 2005 (12), pp.2324-2331. 10.1002/ejic.200400839 . hal-03277934

HAL Id: hal-03277934

<https://hal.science/hal-03277934>

Submitted on 6 Jul 2021

HAL is a multi-disciplinary open access archive for the deposit and dissemination of scientific research documents, whether they are published or not. The documents may come from teaching and research institutions in France or abroad, or from public or private research centers.

L'archive ouverte pluridisciplinaire **HAL**, est destinée au dépôt et à la diffusion de documents scientifiques de niveau recherche, publiés ou non, émanant des établissements d'enseignement et de recherche français ou étrangers, des laboratoires publics ou privés.

**Orbital splitting and pairing energy in open-shell organometallics: a study
of two families of 16-electron complexes, [Cp₂M] (M = Cr, Mo, W) and
[CpM(PH₃)] (M = Co, Rh, Ir)**

Rinaldo Poli*^a and Ivo Cacelli^b

^a*Laboratoire de Chimie de Coordination, UPR CNRS 8241, 205 Route de Narbonne, 31077
Toulouse Cedex, France.*

^b*Dipartimento di Chimica e Chimica Industriale, Università di Pisa, Via Risorgimento 35,
56126 Pisa, Italy*

Proofs to:

Rinaldo Poli

Tel: +33-561333195

Fax: +33-561553003

E-mail: poli@lcc-toulouse.fr

Keywords

Open-shell organometallics, DFT calculations, Pairing Energy, Singlet-Triplet gap, 16-
electron complexes, Metallocenes

Abstract

The singlet-triplet gap for two families of 16-electron organometallic complexes has been examined in detail by DFT calculations at the B3LYP level with polarized basis sets on both metal and ligands. For the first family, the Group 6 metallocenes (Cp_2M with $\text{Cp} = \eta^5\text{-C}_5\text{H}_5$ and $\text{M} = \text{Cr}, \text{Mo}, \text{W}$), the triplet – singlet gap ($E_S - E_T$) is always positive and decreases continuously on going from Cr to Mo to W. For the family of Group 9 $\text{CpM}(\text{PH}_3)$, on the other hand, there is a decrease on going from Co to Rh, followed by a slight increase on going further to Ir. These trends have been analyzed in qualitative monoelectronic terms as a function of the competition between the pairing energy and the orbital gap. While the pairing energy decreases as expected in the order $3d \gg 4d > 5d$, the orbital gap varies in a different way for the two families and, though quantitatively less important, is responsible for the different trends. It is argued that changes in orbital gap are system-dependent for open-shell organometallic systems, thus it is not possible to establish a universal trend of singlet-triplet gaps for an homologous series of complexes with a group of transition metals.

Introduction

Reaction selectivities and catalytic activities can be tuned by the relative stabilization of the reaction intermediates and transition states. The most typical situation encountered in organometallic chemistry involves reaction intermediates that are less electronically saturated than the reagents and products, for instance a saturated, 18-electron compound may generate a 16-electron intermediate by a ligand dissociation, or reductive elimination, or migratory insertion, etc. Although most organometallic reactions involve reagents, products and intermediates having a diamagnetic ground state, it is now well appreciated that compounds with fewer than 18-electrons and a paramagnetic ground state are also involved in all sorts of stoichiometric and catalytic transformations.^[1, 2] Even when the reagents and the products are saturated, diamagnetic systems, it is possible that a reaction takes place via more than one potential energy surface, through open-shell intermediates in a different spin state.^[3-7]

Three distinct factors are recognized to play a role in the energetic stabilization of open-shell compounds, relatively to more saturated ones. Steric pressure, enforced by encumbering ligands, destabilizes higher coordination numbers and therefore stabilizes less saturated intermediates in a relative sense. Ligands possessing inactive electron pairs for the saturated systems (e.g. π -symmetry lone pairs), may stabilize the less saturated intermediates by becoming engaged in bonding with the metal orbital associated with the open coordination site. Finally, a third factor is present when the system undergoes a change of spin state on going from the reagent to the intermediate. The binding energy lost during the formation of the open coordination site can be partially recovered by unpairing two electrons. In the qualitative, single-electron framework, the promotion of one electron to a higher energy orbital may be more than compensated by the lower electron-electron coulombic repulsion (J) and by a gain in exchange energy (K). The combination of these factors is known under the general term of “pairing energy”.

The concept of pairing energy has a solid place in the chemistry of Werner-type coordination compounds to understand the preference of a low vs. high spin configuration for octahedral or tetrahedral complexes, as a function of the orbital splitting between the t_{2g} and e_g orbitals (Δ_O) or between the e and t_2 orbitals (Δ_T), respectively. In particular, it is widely appreciated that, whereas this separation Δ increases down a series of transition metals (*e.g.* $3d < 4d < 5d$ for elements within the same group), the pairing energy correspondingly decreases.^[8] Therefore, both factors concur for the stabilization of the low spin state relative to the high spin one on going from the lighter to the heavier element.

However, the same trend does not appear to be valid in general for open-shell organometallic compounds. Few families of ML_n complexes within the same group of transition metals have been studied in terms of high spin – low spin energy gap at the same level of theory. The trend of the Werner complexes seems reproduced for the organometallic Group 8 $M(CO)_4$ systems, the energy difference [E(S)-E(T)] (in kcal mol⁻¹) being 1.7 for Fe, -13.1 for Ru and -16.2 for Os, respectively, at a non-local DFT level.^[9] On the other hand, a non monotonous variation for the same quantity results for the Group 9 CpM(CO) series at various computational levels, for instance 11.2 for Co, -5.9 for Rh and 0.3 for Ir using a CI calculation combined with a couple pair functional to correct the lack of size consistency.^[10] It is generally known that the pairing energy decreases on going from the lighter to the heavier element, because of the cloud expansion (*nephelauxetic*) effect on going from lower (*e.g.* $3d$) to higher (*e.g.* $5d$) valence shells. It is also known that this effect is particularly strong on going from the $3d$ to the $4d$ element.^[8] This trend is common to the Werner-type octahedral and tetrahedral complexes mentioned above. On the other hand, it is not clear how the orbital splitting should change along an homologous series of open-shell organometallic compounds.

There is an important difference between the Werner-type complexes and the open-shell organometallic compounds. For the Werner-type systems, the higher-energy orbitals whose occupation increases in the higher spin state have metal-ligand antibonding character (strong for the octahedral e_g orbitals, weaker for the tetrahedral t_2 orbitals), while those losing electrons in the same process are nonbonding (or π -bonding in the presence of π -acceptor ligands). Thus, the well-known increase of metal-ligand binding energy on going from the lighter to the heavier metal^[11, 12] results in an energy increase for the higher-energy orbitals and possibly in an energy decrease for the lower-energy ones, both effects contributing to raise the orbital gap. On the other hand, both the high energy and the low energy orbitals involved in the spin transition for open-shell organometallic compounds generally have similar characteristics with respect to metal-ligand bonding (essentially σ nonbonding; possibly π bonding), thus the variation of this orbital gap along a group of transition metals cannot be easily predicted *a priori*.

For this reason, we set out to study two representative families of homologous 16-electron complexes, the Group 6 metallocenes, Cp_2M ($\text{M} = \text{Cr}; \text{Mo}, \text{W}$) and the Group 9 “one-legged piano stools”, $\text{CpM}(\text{PH}_3)$ ($\text{M} = \text{Co}, \text{Rh}, \text{Ir}$), that are models of the more widely studied PMe_3 complexes. A variety of calculations at different levels of theory^[13-19] have already shown that these complexes, or at least some of them, adopt a spin triplet ground state configuration. In this contribution, we examine for the first time the details of how orbital gap and pairing energy vary along the two homologous series, and compare these findings with the computed singlet-triplet gaps. It will be shown that the trends of the singlet-triplet energy difference are qualitatively reproduced by the approximate one-electron formula, which expresses the energy difference as a combination of orbital energy gap and a pairing energy term. Thus, the qualitative thinking that is often applied to Werner-type coordination compounds can be successfully extended to open-shell organometallics. However, though the

pairing energies trends are as expected, the trends of orbital gaps are found to be family-dependent. Therefore, a universal trend for the singlet-triplet gap upon descending a group of transition metals cannot be established.

Results and Discussion

(a) DFT Calculations: electronic and molecular structures.

Our investigation made use of the DFT approach, using the B3LYP functional and polarized basis sets, which has proven effective for the computation of several other cases of spin state dichotomy in coordination and organometallic chemistry.^[7, 10, 20, 21] The optimized geometries for all systems are shown in Figure 1 for the Group 6 metallocenes and in Figure 2 for the Group 9 CpM(PH₃) systems.

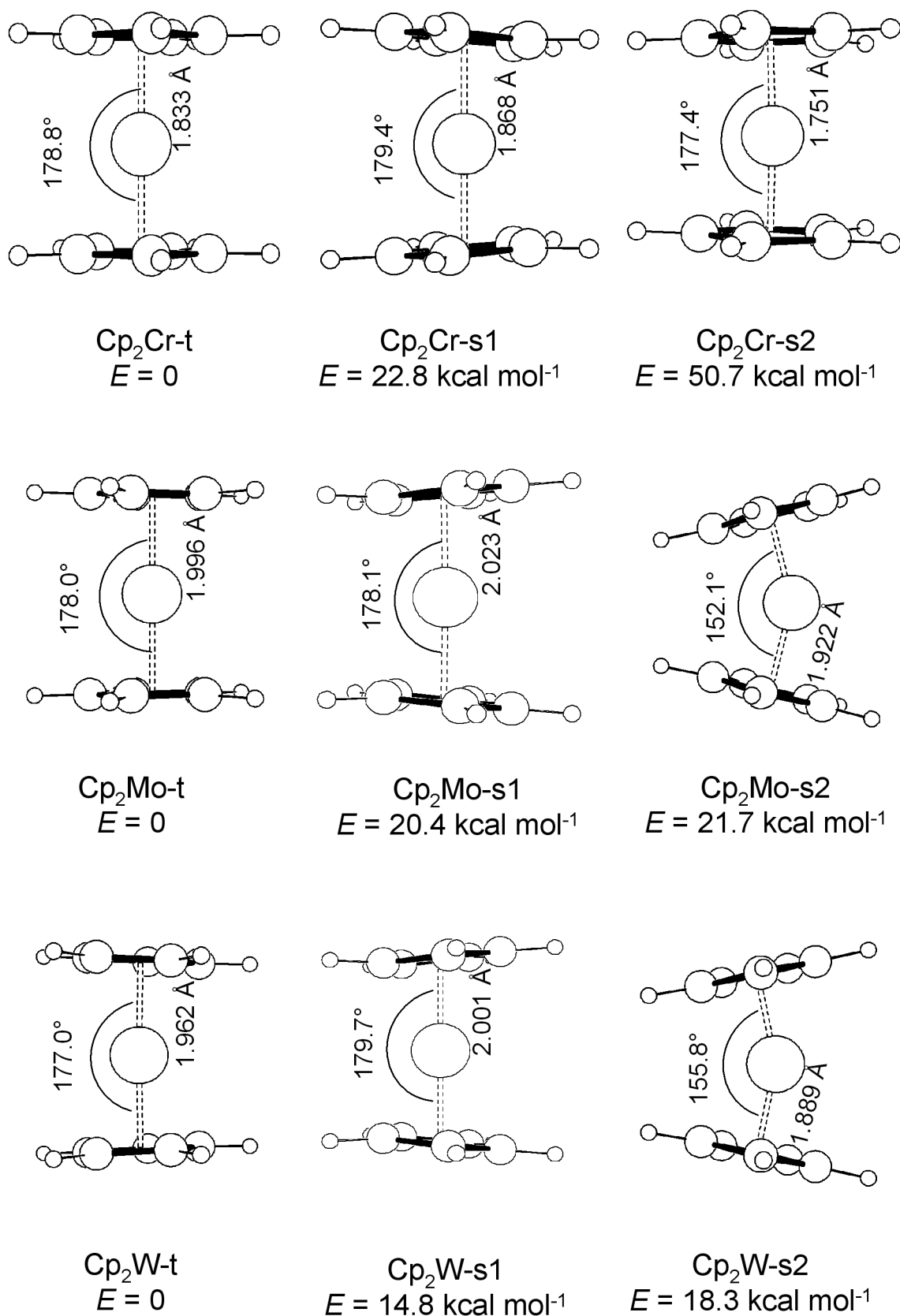


Figure 1. Views of the optimized geometries, relative energies, and selected bonding parameters for the Cp₂M systems (M = Cr, Mo, W; s = singlet, t = triplet). The distance of the metal from the Cp ring is calculated from the ring centroid (CNT).

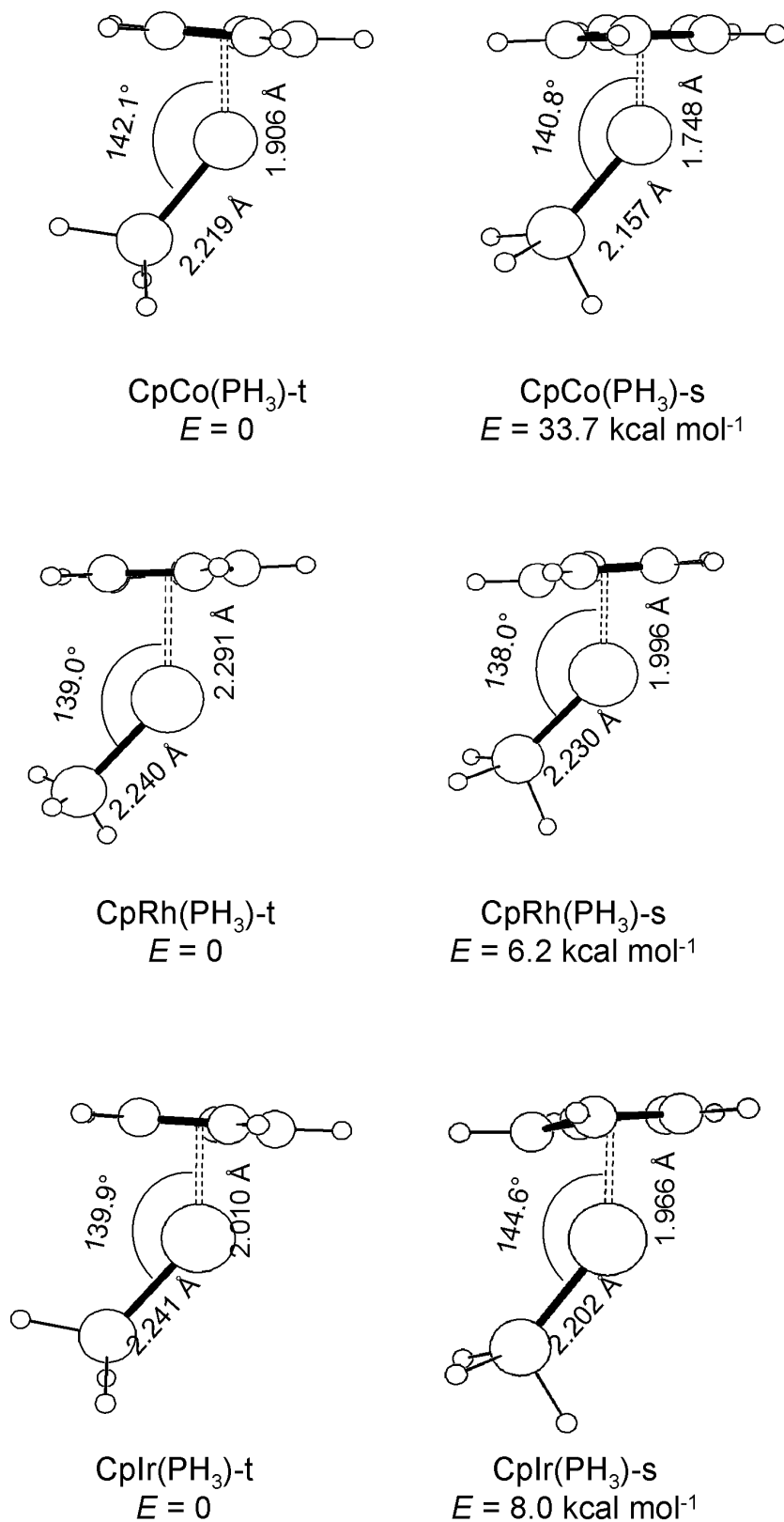


Figure 2. Views of the optimized geometries, relative energies, and selected bonding parameters for the CpM(PH₃) systems (M = Co, Rh, Ir; s = singlet, t = triplet). The distance of the metal from the Cp ring is calculated from the ring centroid (CNT).

The energies obtained at the chosen level of theory favour a triplet ground state for all systems. From the experimental point of view, chromocene is a stable triplet compound^[22] whereas molybdenocene and tungstenocene cannot be isolated. However, a magnetic circular dichroism study demonstrates their triplet ground state.^[23, 24] The calculated Cr-Cp (center) distance of 1.833 Å for triplet Cp₂Cr is in relatively good agreement with the experimentally determined one of 1.791(4) Å.^[25] There is no experimental information on any 16-electron CpM(PR₃) system, to the best of our knowledge.

All metallocene molecules yielded two different stable minima (termed s1 and s2 in Figure 1), differing by their orbital occupation, as shown in Figure 3. It is noteworthy that, with only one exception for chromocene,^[21] all previously published computational studies on the Group 6 metallocenes report only one energy minimum for both the singlet and the triplet state.^[15, 26] The recent report by Reiher *et al.*,^[21] which probed the effect of the exact exchange admixture parameter c_3 on the singlet-triplet gap for various first row metallocenes, mentions the location of a second singlet minimum for chromocene at low c_3 values. However, neither the energy difference between these two minima, nor the optimized geometry of either minimum, were reported.

It is curious that the two chromocene minima s1 and s2 were obtained starting with the same input geometry and guess orbitals, at the same computational level, and using the closely related gaussian98 and gaussian03 programs, respectively. With particular care in the choice of alternative input geometries, or by artificially altering the list of filled and empty guess orbitals, both energy minima were eventually obtained with both program packages. The molybdenocene and tungstenocene molecules only yielded the s2 minima initially. They provided the lower-energy s1 minima only by artificially altering the list of filled and empty guess orbitals, and in particular, by substituting the LUMO to the HOMO in the guess density

of the self-consistent procedure. This example serves to illustrate that one has to be very careful about checking all considered states in close-to-degeneracy situations.

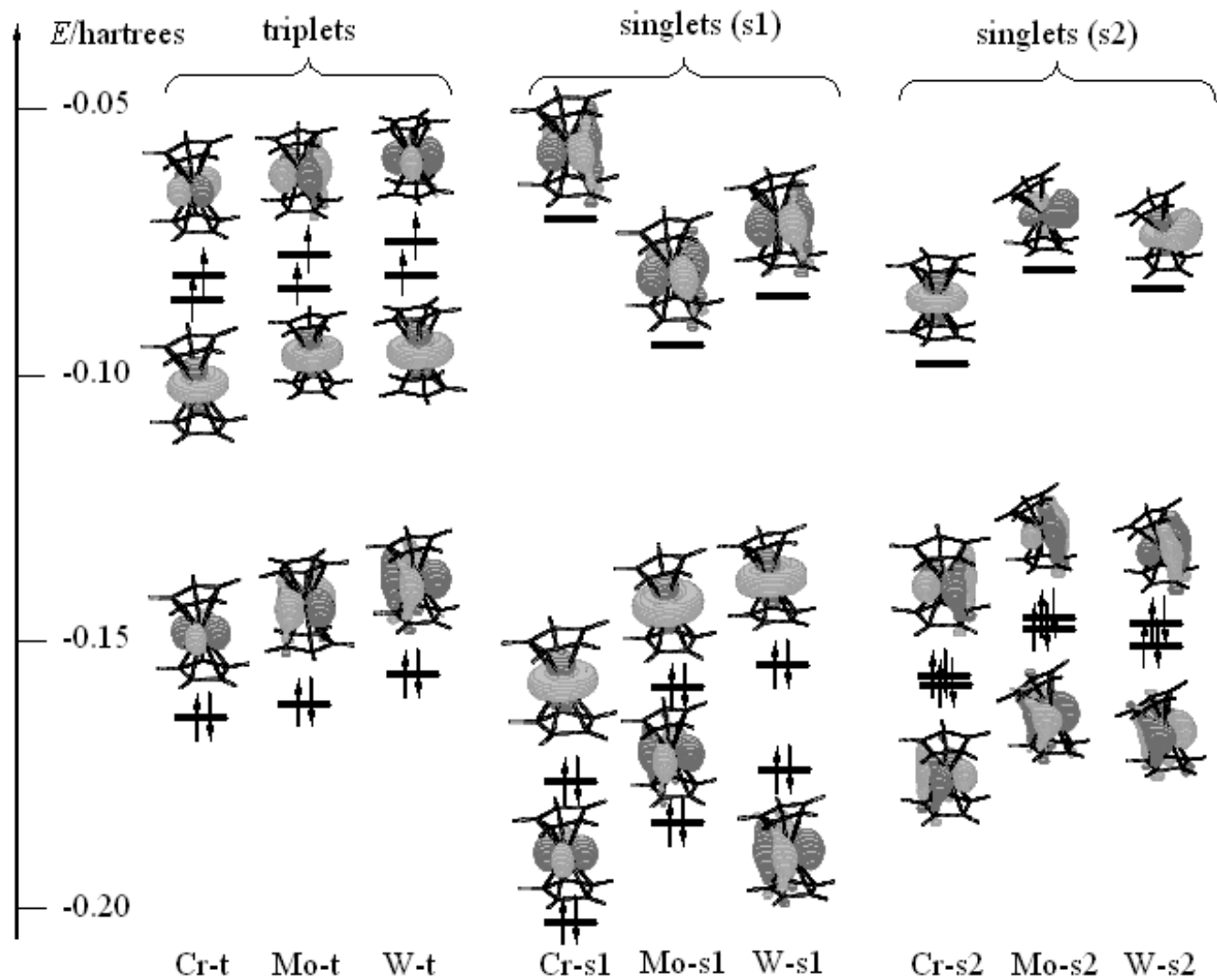


Figure 3. Electronic structure (frontier orbital region) of the singlet and triplet metallocenes. The orbital energies shown for the triplet states were obtained at the ROB3LYP level.

The origin of the double singlet minimum can be related to the observed geometrical distortions as follows. In an ideal symmetric top geometry (D_{5x} with $x = h$ or d or nothing, depending on the dihedral angle), the metallocene electronic structure is well known.^[27] The metal frontier orbitals (z^2 , xy and x^2-y^2) are partitioned into a singly degenerate (z^2 , a_1 -type) orbital and a doubly degenerate (xy , x^2-y^2 , e -type) set, their complete symmetry label depending on the point group (e.g. a_1' or a_{1g} for z^2 in D_{5h} and D_{5d} , respectively). However, a molecular distortion, lowering the symmetry to C_{2v} , splits the e -set into an a_1 and a b_2 orbital.^[28] This symmetry lowering allows orbital mixing with a consequent energy lowering, a phenomenon known as pseudo Jahn-Teller effect (or second-order Jahn-Teller effect).^[29] Different levels of mixing lead to different orbital energies and consequently to different geometries and orbital occupations. The s1 minimum corresponds to configuration $(x^2-y^2)^2(z^2)^2$, whereas the s2 minimum has the configuration $(x^2-y^2)^2(xy)^2$ (here, we maintain the same orientation of the principal axes as in the higher-symmetry molecule). The same double-minimum phenomenon was previously described for several other 16-electron organometallic complexes such as a variety of d^6 ML_5 complexes,^[30, 31] $[(\text{arene})\text{Nb}(\text{CO})_3]^+$,^[32] and $\text{CpMo}(\text{L})_2\text{X}$ ($\text{L} = \text{CO}, \text{PH}_3$; $\text{X} = \text{H}, \text{CH}_3, \text{Cl}, \text{Br}, \text{I}, \text{etc.}$).^[33, 34] For the latter two systems, in particular, Hasanayn was able to show that the second order Jahn-Teller distortion generates two different symmetry states for both the singlet and the triplet electronic configurations. In principle, more than one triplet minimum could also exist for the metallocenes. However, only a single minimum with the same relative orbital ordering as the s1 singlet could be located, yielding the $(x^2-y^2)^2(z^2)^1(xy)^1$ configuration (${}^3\text{B}_2$). Ivo, bisognerebbe vedere se si puo' localizzare un secondo minimo anche per il tripletto usando l'opzione guess=alter. Non si trovano altri minimi per i tripletti, con guess=alter H->L e H->L+1 partendo da geom piegate e non.

The metal orbital mixing, resulting from the geometrical distortion, is only very slight for all triplets and also for the s1 singlets. The Mo and W metallocenes of s2 type show a significant participation of the p orbital that points along the symmetry C_2 axis (a_1 type) in the LUMO, see Figure 3. There is no significant mixing of this kind, on the other hand, for the chromocene s2 minimum. This orbital mixing is reflected in the molecular geometry, which is severely bent ($\text{CNT-M-CNT} \ll 180^\circ$) for the molybdenocene and tungstenocene s2 minima, see Figure 1. On the other hand, all triplets and s1 singlets, as well as the chromocene s2 minimum, are very close to linear. The different orbital occupancy reflects very strongly on the Cp-M distance: the double occupation of the z^2 orbital, having a slight Cp-M σ^* character, considerably lengthens the M-CNT distance in $\text{Cp}_2\text{M-s1}$ relative to $\text{Cp}_2\text{M-s2}$. This distance is in fact even longer in $\text{Cp}_2\text{M-s1}$ than in $\text{Cp}_2\text{M-t}$.

A second interesting effect is that the Cp rings are differently tilted from the ideal perpendicular arrangement, with equivalent M-C distances, in which the metal lies on the C_5 symmetry axis of the Cp moiety. The s2 singlets do not display any significant tilting, the angle between the M-CNT vector and the Cp least-squares plane being 90.0° for all three metals. On the other hand, the distortion is significant for the triplets (85.4 , 85.9 and 85.9° for Cr, Mo and W, respectively) and even more for the s1 singlets (76.4 , 84.3 and 81.1° for Cr, Mo and W, respectively). This effect can be attributed to the δ -type M-Cp back-bonding interactions, as previously highlighted by Hoffmann *et al.*^[35] These interactions can be established by the x^2-y^2 and xy orbitals. When both orbitals are filled, as in the s2 singlets, the δ back-bonding has cylindrical symmetry and no major distortion occurs. This cylindrical symmetry is broken by the molecular distortion to C_{2v} symmetry for the molybdenocene and tungstenocene, resulting in a slight ring tilting, but both back-bonding interactions are still present, as can be appreciated from Figure 3. The triplets and the s1 singlets, on the other hand, have a reduced population of the xy orbitals, thus the prevalence of the back-bonding

interaction from the x^2-y^2 orbital causes the ring tilting. It is noteworthy that neither $\text{Cp}_2\text{Cr-s1}$ nor $\text{Cp}_2\text{Cr-s2}$ correspond to the optimized geometry obtained by the previous calculation reported by Green and Jardine,^[26] which is bent like those of the Mo and W analogues with an inter-ring angle of 26.8° . Our s1 and s2 minima have inter-ring angles of 10.1° and 2.7° , respectively.

It should be noted that the higher-energy s2 singlets for molybdenocene and tungstenocene are better pre-organized than the corresponding s1 singlets for the interaction with molecules of L or X-Y type, leading to L addition or X-Y oxidative addition to generate saturated $\text{Cp}_2\text{M(L)}$ or $\text{Cp}_2\text{M(X)(Y)}$ products. The metallocene is bent as in the final products and the LUMO is geometrically well disposed to receive electron density from the L or X-Y donating orbital. Thus, a reaction coordinate leading from the free Cp_2M triplet molecule to the above singlet products should involve crossing of the reagent triplet surface with the higher-energy s2 singlet surface, rather than with the lower-energy one. A similar situation was described for the CO and N_2 addition to triplet $\text{CpMo(PH}_3)_2\text{Cl}$,^[33] which is isoelectronic to the metallocenes studied here.

The energy of the frontier orbitals for the Cp_2M triplet systems increase regularly on going from the 3d to the 5d metal, see Figure 3, following the analogous trend of the atomic orbitals which contribute almost totally to their composition. On the other hand, the orbital energies for the singlet systems show a different and more complex trend, which is probably related to the different degree of orbital mixing and geometrical distortions discussed above. The chromocene s1 system is anomalous for having a higher energy LUMO than the heavier congeners. Within the s2 series, on the other hand, tungstenocene unexpectedly shows lower energies for all frontier orbitals relative to molybdenocene.

For each member of the Group 9 $\text{CpM(PH}_3)_3$ series, we located only one singlet and one triplet minimum. We did not exhaustively explore the possibility of other minima in any of

the two spin states. Since the geometry of these molecules is much farther from a pseudo-symmetry situation than for the metallocenes, less complications of this kind are anticipated. The optimized geometries (Figure 2) are very close to those obtained for the same systems at other levels of theory. All metal-ligand bonds slightly shorten on going from the triplet to the singlet, as expected. The main structural changes observed upon changing spin state have been amply discussed previously.^[16] The electronic and molecular structures of the CpM(PH₃) systems do not deserve any further discussion. The orbital energies, shapes, and occupations in both spin states is shown in Figure 4. The electronic structure remains unchanged along the series for both triplets and singlets. The orbital analysis agrees with that already reported by Ziegler *et al.*^[16] for CpRh(PH₃), though in the present paper we find a somewhat larger mixing between the metal and the Cp orbitals. Notice, however, that in that work a reverse order was found for the singlet triplet energy gap: the singlet was found to be the most stable state. The rationalization of the orbital energies was found in the interaction of the metal orbitals with different types of Cp orbitals with minor effects of the σ and σ^* orbitals of PH₃. For instance, the HOMO in the singlet state shows a small antibonding metal-Cp character indicating a destabilization due to the interaction with the occupied π orbitals of Cp. On the contrary, metal-Cp bonding character, due to interaction with the empty π^* orbitals, is observed for the low lying metal based molecular orbitals. The most notable change in the series is the stabilization of the LUMO for the singlet system on going from Co to Ir, whereas the HOMO remains approximately at the same energy. Consequently, the HOMO-LUMO gap decreases.

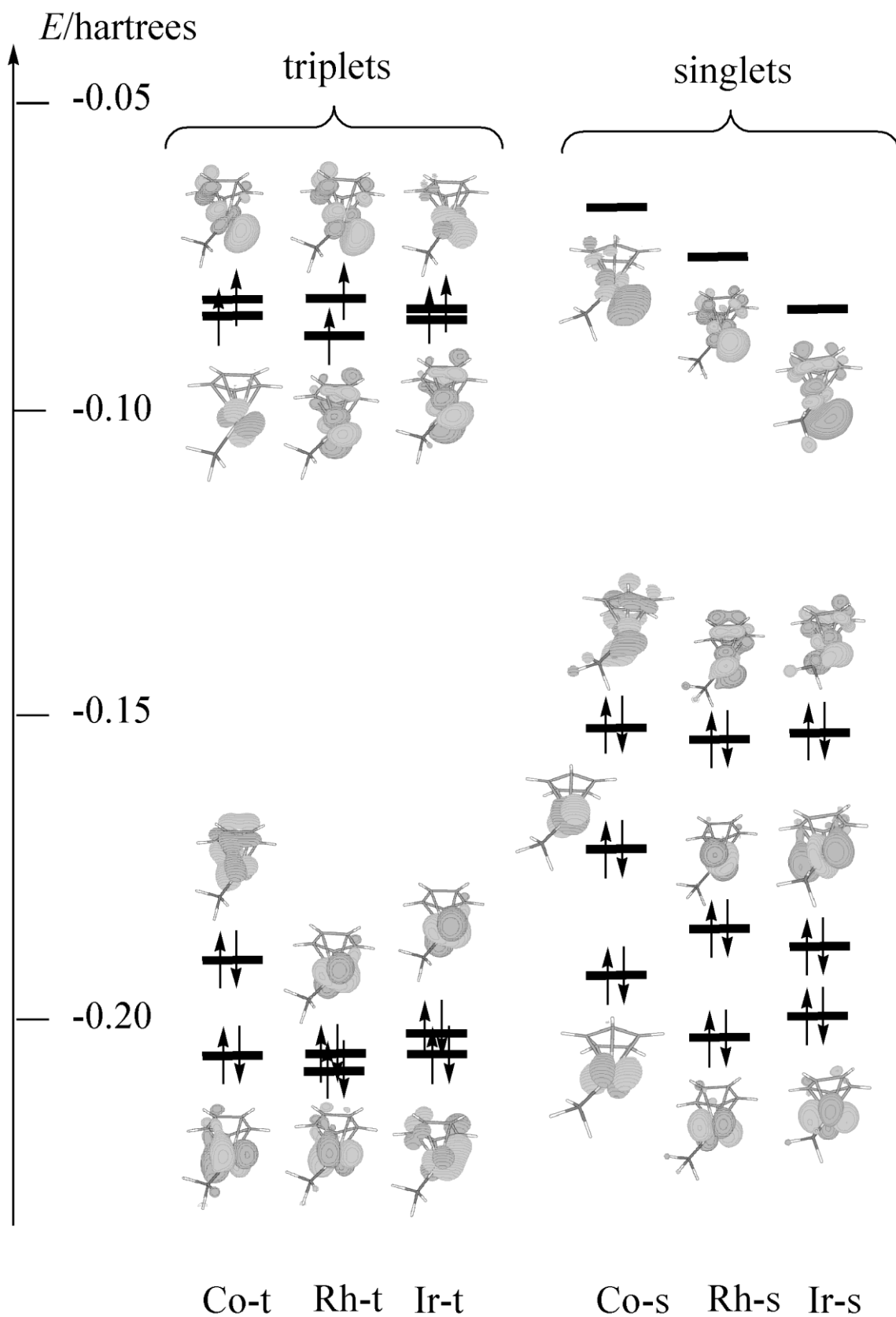


Figure 4. Electronic structure (frontier orbital region) of the singlet and triplet $\text{CpM}(\text{PH}_3)$ systems ($M = \text{Co}, \text{Rh}, \text{Ir}$). The orbital energies shown for the triplet states were obtained at the ROB3LYP level.

(b) DFT Calculations: singlet-triplet gaps.

As far as we are aware, experimental determinations of the singlet-triplet gap are unavailable for any of the compounds examined here. As anticipated in the introduction, there is no clear monotonous trend of triplet – singlet gap on going from the $3d$ through the $4d$ to the $5d$ system within each family. The gap is larger for the $3d$ system, relative to the heavier congeners, within each family of complexes. On going from the $4d$ to the $5d$ system, on the other hand, the calculations predict a slight decrease for the metallocene series and a slight increase for the $\text{CpM}(\text{PH}_3)$ series. In previous computational work on the same systems, the singlet state was found higher than the triplet for all Cp_2M systems ($\text{M} = \text{Cr}$, 34.8; Mo , 16.4; W , 17.9 kcal mol⁻¹).^[26] Our own previous calculations on Cp_2M ($\text{M} = \text{Mo}$, W) gave a lower energy triplet by 24.1 and 19.1 kcal mol⁻¹ at the B3LYP/LANL2DZ level, or by 23.0 and 19.6 kcal mol⁻¹ at the same level used here, except that polarization functions on the metal atoms were not used (those calculations dealt only with the singlet structure that corresponds to the s_2 minimum reported herein).^[15] For the $\text{CpM}(\text{PH}_3)$ series, the Co system was found as a ground state triplet, 33.0 kcal mol⁻¹ more stable than the singlet at the B3LYP/LANL2DZ level.^[13] For the Rh and Ir systems, the triplet was reported to be more stable by 8.17 and 20.1 kcal mol⁻¹ at the MP2/LANL1DZ level,^[18] and by 13.2 and 16.9 kcal mol⁻¹ at the B3LYP/LANL2DZ level,^[19] respectively. However, another report on the Ir system gives a relative stability for the triplet of 6.4 or 8.4 kcal mol⁻¹ by using B3LYP and the LANL2DZ or TZV basis sets.^[14] In all reported cases, except one,^[26] the stability of the triplet state relative to the singlet on going from the $4d$ to the $5d$ metal *decreases* for the Cp_2M system and *increases* for the $\text{CpM}(\text{PH}_3)$ system.

(c) Analysis of the orbital gaps and pairing energy factors.

Using the qualitative concepts of orbital splitting and pairing energy, the singlet-triplet gap for the neutral system can be approximately expressed as in Equation 1, where the relevant orbital energies ε , and the two-electron coulombic J and exchange K integrals appear.

Equation 1

$$\Delta E_{ST} = E_S - E_T = (J_{11} - J_{12} + K_{12}) - (\varepsilon_2 - \varepsilon_1)$$

In this simple expression the pairing energy ($J_{11} - J_{12} + K_{12}$) is defined as the change of electrostatic energy in going from a $\varphi_{1\alpha}\varphi_{2\alpha}$ (triplet) to a $\varphi_{1\alpha}\varphi_{1\beta}$ (singlet) configuration irrespective of the one-electron potential arising from the nuclei and from the other electrons (core electrons). The latter is accounted for by the orbital energy gap ($\varepsilon_1 - \varepsilon_2$), which includes also the kinetic energy of the orbitals entering Equation 1. This equation is of course a rather drastic approximation because both the orbital relaxation and the electronic correlation between the two active electrons, which may be of crucial importance for low singlet-triplet energy gaps, are completely neglected. In addition, the core electrons are considered frozen, *i.e.* their distribution is assumed to be independent from the configuration of the two active electrons. Nevertheless, this simple picture has a great appeal and in several cases can furnish a fashioned model to rationalize a number of results, the best known application in coordination chemistry being the rationalization and prediction of high-spin vs. low-spin magnetic properties for octahedral complexes of d^4 - d^7 metal ions.^[8] Assuming $\varepsilon_1 < \varepsilon_2$, it is apparent that high orbital energy gaps favour the singlet state, *i.e.* the one-electron terms stabilize the singlet state. Conversely, the pairing energy expression contains the $J_{11} - J_{12}$ term which is generally positive and accounts for the larger electron-electron repulsion energy of

the singlet, as well as the K_{12} exchange term which further stabilizes the triplet state; therefore greater values for J and K integrals lead to a stronger preference for the higher spin state.

Once the model has been well characterized, a second important problem arises. How can the active orbitals to be used in Equation 1 be determined? One possibility was originally suggested and implemented by Hall *et al.*^[36] in order to analyse nephelauxetic effects in the series of compounds $Ti(dmpe)_2X_2$ ($X = Cl, OPh$),^[36] and later applied by us to a family of $CpCr(NO)XY$ compounds ($X, Y = Cl, alkyl, almido$).^[37] In this approach, the active orbitals are the LUMO and LUMO+1 of a simple HF calculation with n-2 electrons (dication in our case). As pointed out by the authors,^[36] this choice provides an unbiased determination of the active orbitals which proved to predict qualitatively correct singlet-triplet splittings. One other possibility that we suggest here is based on the DFT approach which, in the Kohn-Sham (KS) scheme, furnishes a set of orbitals and a set of orbital energies which can be recognized to have a physical meaning. For instance in Slater's Transition State method,^[38] the basic Equation 2 shows that the change in the total energy E , due to an infinitesimal increase of charge in the KS orbital ϕ_i , corresponds to its eigenvalue ϵ_i . This equation gives a real physical meaning to the KS orbitals and recognizes the orbital energies of the occupied orbitals as true ionization potentials^[39-41] The extension to unoccupied orbitals is trivial and HOMO and LUMO KS orbital energies are currently used to estimate a number of molecular properties. Therefore, the B3LYP KS eigenvalues and the corresponding orbitals obtained for the dication can be inserted in Equation 1 in order to look for some rationale of the energy splittings. This choice, while preserving the simplicity of such an expression, has the clear advantage, with respect to the previous choice based on HF results, of using orbitals which represent a more accurate density function and are thus expected to give more reliable estimates of the quantities entering Eq. 1. As matter of fact, we found that the KS orbitals are generally a bit more contracted than the HF ones and lead to

slightly higher values of the Coulomb and exchange integrals. This finding can be rationalized as the effect of the electronic correlation which optimizes the inter-electronic repulsion energy and allows the density to better accumulate in the wells of the nuclear potential.

Equation 2

$$\frac{\partial E}{\partial n_i} = \varepsilon_i$$

In view of the approximations contained in Equation 1, only general and clear trends may be physically meaningful; conversely, some caution must be used in order to draw conclusions based on strongly method-dependent quantities. For instance, the comparison between the results for the different systems can be meaningful only if the active orbitals in the dication systems (LUMO and LUMO+1) have the same nature, *i.e.* show similar lobes along each series. In addition, these orbitals should be rather pure metal orbitals, in order for the resulting J and K values to have a stronger significance. The only cases where we found this set of conditions to be satisfied, for the Cp₂M systems, are for the B3LYP calculations of the dication using either the s1 optimized structures or the optimized triplet structures of the neutral complexes. This is probably because the three geometries follow a regular trend in these cases. The orbital order found in the dications is the same as that observed for the neutral triplets and s1 singlets (Figure 3), with z² below xy. For the CpMPH₃ systems, the best trend was observed for the singlet optimized geometries and these were then used for the dication calculations. The results are shown in Table 1. The results obtained with the triplet geometries for the metallocene series (not reported) are nearly identical to those obtained with the s1 geometries.

Despite the approximations just described, it is possible to analyze trends of orbital gap and pairing energy along both series of isoelectronic complexes and draw some

reasonable conclusions. As stated in the introduction, conventional wisdom tells us that the J values should decrease on going from the $3d$ to the $4d$ element, and then again (though by a smaller extent) on going from the $4d$ to the $5d$ element. This is indeed what our calculations reveal, see Table 1. It can also be seen that, as expected, J_{11} is greater than J_{12} for all systems and that the J values are much greater than the K values.

Table 1. Orbital energies and relevant J and K integrals (in kcal mol⁻¹) for the Cp₂M (M = Cr, Mo, W) and CpM(PH₃) complexes. The reported quantities arise from B3LYP calculation of the 2+ ion at the geometries of the neutral complex.

M	Cp ₂ M ^a			CpM(PH ₃) ^b		
	Cr	Mo	W	Co	Rh	Ir
ϵ_2	-318.5	-328.3	-321.2	-316.3	-303.7	-299.0
ϵ_1	-330.6	-329.9	-326.1	-333.1	-330.6	-323.7
J_{11}	435.5	289.7	264.1	275.4	208.3	194.2
J_{12}	383.3	271.1	252.9	249.9	188.6	176.8
K_{12}	16.8	17.1	18.8	9.6	9.2	10.0
$(\epsilon_2 - \epsilon_1)$	12.1	1.5	4.9	16.7	26.9	24.7
PE ^c	69.0	35.7	30.0	35.1	29.0	27.5
ΔE_{ST} ^d	56.9	34.2	25.1	18.4	2.1	2.8

^a using the singlet (s1) optimized geometries.

^b using the singlet optimized geometries.

^c PE = Pairing energy = $J_{11} - J_{12} + K_{12}$.

^d Estimated singlet-triplet energy gap form Eq. 1.

It is apparent from the data of Table 1 that the simple Equation 1 is able to reproduce the correct energy trends for both systems: the triplet is always the most stable state (see Figure 1 and Figure 2). For the metallocene systems, the ΔE_{ST} values from Table 1 must be compared with the gap between the triplet state and the s1 state, because that is the state having the same orbital ordering as the triplet state, used for the ΔE_{ST} calculation by Equation 1.

For the Cp₂M series, ΔE_{ST} is dominated by the pairing energy whose decrease is mainly originated by the difference between J_{11} and J_{12} , since K_{12} is almost constant. Notice that the orbital gap is of the same order as those of the RO-B3LYP triplet calculations on the neutral molecule (3-4 kcal/mol), which is much smaller than the HOMO-LUMO gap of the singlet s1

which involves the same orbitals. This can be expected because the two involved orbitals have the same occupancy in the triplet and in the dication (1 and 0, respectively). Thus, unlike the neutral singlets, their near degeneracy is preserved.

For the CpM(PH₃) systems, the PE decreases whereas the orbital energy gap increases on going from 3*d* to 4*d* and changes little from 4*d* to 5*d*. It is somewhat surprisingly that the trend of this gap is in contrast with the HOMO-LUMO gap of the neutral singlet calculation, which shows a monotonic decrease. However, the different meaning of the orbital energies in the dication (empty orbitals include interactions with n-2 core orbitals only) and of the neutral singlet system (empty orbitals feel the effect of n electron, occupied with n-1 electron for Self Interaction free methods) do not allow a significant comparison. Differently from the Cp₂M systems, the orbital energy gaps are greater than the (HOMO-1)-HOMO gaps of the neutral triplet state: this is possibly related to the geometry used for the dication (neutral singlet) which can remove the near degeneracy. Calculations of the dications at the neutral triplet geometry indeed show generally lower energy gaps. All in all we do not see any systematic trend in the orbitals leading to a rationale for the variation of the energy splitting along the CpM(PH₃) series.

The different trend of the PE and orbital energy gap for CpM(PH₃) generates a non-monotonic behaviour of ΔE_{ST} along the series. Whereas for Co the PE dominates and favours the triplet state, for Rh and Ir complexes the two terms practically cancel each other out, leading to near degenerate triplet and single states. This feature agrees with the DFT calculations of the neutral systems whose relative energies are reported in Figure 2: 33.7, 6.2 and 8.0 kcal/mol for Co, Rh and Ir, respectively.

Conclusions

This contribution reports the first analysis of the electronic structure of families of open-shell organometallic complexes in terms of the variations of the pairing energy and the orbital gap. On one side, there is always a monotonous decrease of the pairing energy on going from the $3d$ to the $4d$ and further to the $5d$ orbitals, the biggest change occurring between $3d$ and $4d$. On the other side, the variations of the orbital gap are smaller upon descending the group and may occur, in principle, in either direction (increase or decrease). As a result, a very different trend of the low-spin – high-spin energy gap, relative to the Werner-type octahedral and tetrahedral complexes, may result on going from the $3d$ to the $5d$ element within a group of transition metals. In some cases, like the Group 9 $\text{CpM}(\text{PH}_3)$ complexes examined here, a non monotonous change may result. While the pairing energy effect seems to dominate the situation on going from the $3d$ to the $4d$ complex, such that the lighter complex seems to always favor the higher-spin ground state to a greater extent, the low-spin – high-spin energy gap may decrease or increase on going from the $4d$ to the $5d$ metal depending on the system under consideration. A universal model allowing us to predict this trend for any structure is not available at the moment, thus one must examine this problem on a case-by-case basis.

Computational Details

All geometry optimizations were performed using the B3LYP three-parameter hybrid density functional method of Becke,^[42] as implemented in the Gaussian03 suite of programs.^[43] However, many calculations were also carried out with the previous version (Gaussian98) of the program. With one exception (see Results section), both programs gave the same optimized geometry and energy, within insignificant fractions of one kcal mol^{-1} . All calculations were performed with no symmetry restrictions and all optimized geometries were characterized as local minima of the potential energy surface (PES) by verifying that all

second derivatives of the energy were positive. The unrestricted formulation was used for the triplet states whereas singlet states were obtained within the restricted formulation. For the purpose of computing and visualizing the shape of the Kohn-Sham orbitals, the calculations for all triplet states were also carried out by the Restricted Open (RO) method at the fixed unrestricted optimized geometry (these energies were generally 1-2 kcal mol⁻¹ higher than the unrestricted ones). All reported relative energies are relative to the unrestricted computations. Numerical integrations were performed using the “ultrafine” grid of Gaussian98 and Gaussian03, consisting of 99 radial shells and 590 angular points per shell, and the default values were chosen both for the self consistency and for the geometry optimization convergence criteria. The basis sets used for the geometry optimizations are the standard 6-31G** for C, H and P atoms, and the standard LANL2DZ basis set, which included the Hay and Wadt effective core potentials (ECP),^[44] for the metal atoms. To the latter, however, was added a single *f*-type polarization function ($\alpha = 0.8$) in order to obtain a balanced basis set and to improve the angular flexibility of the metal functions. In the model calculations for the study of the trends in the metal series a newly coded program (SPINETTA) was used to read the results of the DFT calculations, to sort the relevant orbitals and to compute the one- and two-electron necessary integrals.

Acknowledgements. RP thanks CINES (Montpellier) and CICT (Project CALMIP, Toulouse) for granting free CPU time, and Dr. Odile Eisenstein, whose question at the end of a lecture inspired the present study. We are grateful to the reviewers for helpful comments.

References

- [1] R. Poli, *Chem. Rev.* **1996**, *96*, 2135-2204.
- [2] R. Poli, *J. Organomet. Chem* **2004**, *689*, 4291–4304.
- [3] S. Shaik, D. Danovich, A. Fiedler, D. Schröder, H. Schwarz, *Helv. Chim. Acta* **1995**, *78*, 1393-1407.

- [4] D. Schröder, S. Shaik, H. Schwarz, *Acc. Chem. Res.* **2000**, *33*, 139-145.
- [5] H. Schwarz, *Int. J. Mass Spectr.* **2004**, *237*, 75-105.
- [6] J. N. Harvey, R. Poli, K. M. Smith, *Coord. Chem. Rev.* **2003**, *238-239*, 347-361.
- [7] R. Poli, J. N. Harvey, *Chem. Soc. Rev.* **2003**, *32*, 1-8.
- [8] J. E. Huheey, E. A. Keiter, R. L. Keiter, *Inorganic Chemistry. Principles of Structure and Reactivity*, 4th ed., Harper & Row, New York, **1993**.
- [9] J. Li, G. Schreckenbach, T. Ziegler, *J. Am. Chem. Soc.* **1995**, *117*, 486-494.
- [10] P. E. M. Siegbahn, *J. Am. Chem. Soc.* **1996**, *118*, 1487-1496.
- [11] J. A. Connor, *Topics Curr. Chem.* **1971**, *71*, 71-110.
- [12] J. A. Martinho Simões, J. L. Beauchamp, *Chem. Rev.* **1990**, *90*, 629-688.
- [13] R. Poli, K. M. Smith, *Eur. J. Inorg. Chem.* **1999**, 877-880.
- [14] K. M. Smith, R. Poli, J. N. Harvey, *Chem. Eur. J.* **2001**, *7*, 1679-1690.
- [15] J. C. Green, J. N. Harvey, R. Poli, *J. Chem. Soc., Dalton Trans.* **2002**, 1861-1866.
- [16] T. Ziegler, V. Tschinke, L. Fan, A. D. Becke, *J. Am. Chem. Soc.* **1989**, *111*, 9177-9185.
- [17] R. Jiménez-Cataño, M. B. Hall, *Organometallics* **1996**, *15*, 1889-1897.
- [18] M.-D. Su, S.-Y. Chu, *J. Phys. Chem. A* **1997**, *101*, 6798-6806.
- [19] M.-D. Su, S.-Y. Chu, *Chem. Eur. J.* **1999**, *5*, 198-207.
- [20] J. Harvey, M. Aschi, *Faraday Disc.* **2003**, *124*, 129-143.
- [21] O. Salomon, M. Reiher, B. A. Hess, *J. Chem. Phys.* **2002**, *117*, 4729-4737.
- [22] H. P. Fritz, K.-E. Schwarzthans, *J. Organomet. Chem.* **1964**, *1*, 208-211.
- [23] P. A. Cox, P. Grebenik, R. N. Perutz, M. D. Robinson, R. Grinter, D. R. Stern, *Inorg. Chem.* **1983**, *22*, 3614-3620.
- [24] P. Grebenik, R. Grinter, R. N. Perutz, *Chem. Soc. Rev.* **1988**, *17*, 453-490.
- [25] K. R. Flower, P. B. Hitchcock, *J. Organomet. Chem.* **1996**, *507*, 275-277.
- [26] J. C. Green, C. N. Jardine, *J. Chem. Soc., Dalton Trans.* **1999**, 3767-3770.
- [27] T. A. Albright, J. K. Burdett, M. H. Whangbo, *Orbital Interactions in Chemistry*, J. Wiley & Sons, New York, **1985**.
- [28] Footnote1.
- [29] I. B. Bersuker, *Chem. Rev.* **2001**, *101*, 1067-1114.
- [30] I. El-Idrissi, O. Eisenstein, Y. Jean, *New J. Chem.* **1990**, *14*, 671-677.
- [31] J.-F. Riehl, Y. Jean, O. Eisenstein, M. Péliissier, *Organometallics* **1992**, *11*, 729-737.
- [32] F. Abu-Hasanayn, P. H. Y. Cheong, M. Oliff, *Angew. Chem., Int. Ed. Engl.* **2002**, *41*, 2120-2122.
- [33] V. R. Jensen, R. Poli, *J. Phys. Chem. A* **2003**, *107*.
- [34] F. Hasanayn, M. Z. Markarian, R. Al-Rifai, *Inorg. Chem.* **2004**, *43*, 3691-3696.
- [35] P. Kubáček, R. Hoffmann, Z. Havlas, *Organometallics* **1982**, *1*, 180-188.
- [36] C. Q. Simpson, Ii, M. B. Hall, M. F. Guest, *J. Am. Chem. Soc.* **1991**, *113*, 2898-2903.
- [37] P. Legzdins, W. S. Mcneil, K. M. Smith, R. Poli, *Organometallics* **1998**, *17*, 615-622.
- [38] J. C. Slater, *Adv. Quantum Chem.* **1972**, *6*, 1-47.
- [39] D. P. Chong, O. V. Gritsenko, E. J. Baerends, *J. Chem. Phys.* **2002**, *116*, 1760-1772.
- [40] J. F. Janak, *Phys. Rev. B* **1978**, *18*, 7165-7168.
- [41] J. P. Perdew, R. G. Parr, M. Levy, J. L. Balduz Jr., *Phys. Rev. Lett.* **1982**, *49*, 1691-1694.
- [42] A. D. Becke, *J. Chem. Phys.* **1993**, *98*, 5648-5652.
- [43] M. J. Frisch, G. W. Trucks, H. B. Schlegel, G. E. Scuseria, M. A. Robb, J. R. Cheeseman, J. Montgomery, J. A., T. Vreven, K. N. Kudin, J. C. Burant, J. M. Millam, S. S. Iyengar, J. Tomasi, V. Barone, B. Mennucci, M. Cossi, G. Scalmani, N. Rega, G. A. Petersson, H. Nakatsuji, M. Hada, M. Ehara, K. Toyota, R. Fukuda, J. Hasegawa, M. Ishida, T. Nakajima, Y. Honda, O. Kitao, H. Nakai, M. Klene, X. Li, J.

E. Knox, H. P. Hratchian, J. B. Cross, C. Adamo, J. Jaramillo, R. Gomperts, R. E. Stratmann, O. Yazyev, A. J. Austin, R. Cammi, C. Pomelli, J. W. Ochterski, P. Y. Ayala, K. Morokuma, G. A. Voth, P. Salvador, J. J. Dannenberg, V. G. Zakrzewski, S. Dapprich, A. D. Daniels, M. C. Strain, O. Farkas, D. K. Malick, A. D. Rabuck, K. Raghavachari, J. B. Foresman, J. V. Ortiz, Q. Cui, A. G. Baboul, S. Clifford, J. Cioslowski, B. B. Stefanov, G. Liu, A. Liashenko, P. Piskorz, I. Komaromi, R. L. Martin, D. J. Fox, T. Keith, M. A. Al-Laham, C. Y. Peng, A. Nanayakkara, M. Challacombe, P. M. W. Gill, B. Johnson, W. Chen, M. W. Wong, C. Gonzalez, J. A. Pople, *Gaussian 03, Revision B.04*, Gaussian, Inc., Pittsburgh PA, **2003**.

[44] P. J. Hay, W. R. Wadt, *J. Chem. Phys.* **1985**, *82*, 270-283.

[28] Although all calculations were carried out in the C_1 point group, the optimized geometries essentially maintain the higher C_{2v} symmetry throughout the optimization.