



HAL
open science

An experimental and systematic insight into the temperature sensitivity for a 0.15- μm gate-length HEMT based on the GaN technology

Mohammad Abdul Alim, Christophe Gaquière, Giovanni Crupi

► To cite this version:

Mohammad Abdul Alim, Christophe Gaquière, Giovanni Crupi. An experimental and systematic insight into the temperature sensitivity for a 0.15- μm gate-length HEMT based on the GaN technology. *Micromachines*, 2021, 12 (5), pp.549. <10.3390/mi12050549>. <hal-03261250>

HAL Id: hal-03261250

<https://hal.science/hal-03261250v1>

Submitted on 15 Jun 2021

HAL is a multi-disciplinary open access archive for the deposit and dissemination of scientific research documents, whether they are published or not. The documents may come from teaching and research institutions in France or abroad, or from public or private research centers.

L'archive ouverte pluridisciplinaire **HAL**, est destinée au dépôt et à la diffusion de documents scientifiques de niveau recherche, publiés ou non, émanant des établissements d'enseignement et de recherche français ou étrangers, des laboratoires publics ou privés.



Distributed under a Creative Commons CC BY 4.0 - Attribution - International License



Article

An Experimental and Systematic Insight into the Temperature Sensitivity for a 0.15- μm Gate-Length HEMT Based on the GaN Technology

Mohammad Abdul Alim ¹, Christophe Gaquiere ² and Giovanni Crupi ^{3,*}

¹ Department of Electrical and Electronic Engineering, University of Chittagong, Chittagong 4331, Bangladesh; mohammadabdulalim@cu.ac.bd

² Institute of Electronic, Microelectronic and Nanotechnology (IEMN), The University of Lille, F-59000 Lille, France; christophe.gaquiere@iemn.univ-lille1.fr

³ Department of Biomedical and Dental Sciences and Morphofunctional Imaging, University of Messina, 98125 Messina, Italy

* Correspondence: crupig@unime.it

Abstract: Presently, growing attention is being given to the analysis of the impact of the ambient temperature on the GaN HEMT performance. The present article is aimed at investigating both DC and microwave characteristics of a GaN-based HEMT versus the ambient temperature using measured data, an equivalent-circuit model, and a sensitivity-based analysis. The tested device is a 0.15- μm ultra-short gate-length AlGaIn/GaN HEMT with a gate width of 200 μm . The interdigitated layout of this device is based on four fingers, each with a length of 50 μm . The scattering parameters are measured from 45 MHz to 50 GHz with the ambient temperature varied from $-40\text{ }^{\circ}\text{C}$ to $150\text{ }^{\circ}\text{C}$. A systematic study of the temperature-dependent performance is carried out by means of a sensitivity-based analysis. The achieved findings show that by the heating the transistor, the DC and microwave performance are degraded, due to the degradation in the electron transport properties.

Keywords: gallium nitride (GaN); high electron-mobility transistor (HEMT); equivalent-circuit modeling; microwave frequency; scattering-parameter measurements; temperature



Citation: Alim, M.A.; Gaquiere, C.; Crupi, G. An Experimental and Systematic Insight into the Temperature Sensitivity for a 0.15- μm Gate-Length HEMT Based on the GaN Technology. *Micromachines* **2021**, *12*, 549. <https://doi.org/10.3390/mi12050549>

Academic Editor: Giovanni Verzellesi

Received: 26 April 2021

Accepted: 11 May 2021

Published: 12 May 2021

Publisher's Note: MDPI stays neutral with regard to jurisdictional claims in published maps and institutional affiliations.



Copyright: © 2021 by the authors. Licensee MDPI, Basel, Switzerland. This article is an open access article distributed under the terms and conditions of the Creative Commons Attribution (CC BY) license (<https://creativecommons.org/licenses/by/4.0/>).

1. Introduction

As well-known, high electron-mobility transistors (HEMTs) based on the aluminum gallium nitride/gallium nitride (AlGaIn/GaN) heterojunction are outstanding candidates for high-frequency, high-power, and high-temperature applications, owing to the unique physical properties of the GaN material. Throughout the years, many studies have been dedicated to the investigation of how the temperature impacts the performance of GaN-based HEMT devices. To this end, both electro-thermal simulations [1–6] and measurement-based analysis [7–26] have been developed. Although the electro-thermal device simulation is undoubtedly a very powerful and costless tool to deeply understand the underlying physics behind the operation of the transistor in order to improve the device fabrication, the measurement-based investigation is a step of crucial importance for achieving a reliable validation of a transistor technology prior to its use in real applications. Typically, measurements are coupled with the extraction of a small-signal equivalent-circuit model, which can be used as cornerstone for building both large-signal [27–29] and noise [30–32] transistor models that are essential for a successful design of microwave high-power [33–36] and low-noise amplifiers [36–38]. Compared to the effective modeling approach based on using artificial neural networks (ANNs) [39,40], the equivalent-circuit model allows a physically meaningful description [41–43], thereby enabling development of a sensitivity-based investigation.

To gain a comprehensive insight, the present article focuses on the impact of the ambient temperature (T_a) on the behavior of an on-wafer GaN HEMT using DC and

microwave measurements coupled with a small-signal equivalent-circuit model and a sensitivity-based analysis. The device under test (DUT) is an ultra-short gate-length HEMT based on an AlGa_{0.253}N/GaN heterojunction grown on a silicon carbide (SiC) substrate. The DUT has a gate length of 0.15 μm and a gate width of 200 μm . The interdigitated layout consists of four fingers, each being 50- μm long. The DC characteristics and the scattering parameters from 45 MHz to 50 GHz are measured at nine different ambient temperature conditions by both cooling and heating the device, spanning the $-40\text{ }^{\circ}\text{C}$ to $150\text{ }^{\circ}\text{C}$ temperature range. The measured data are used for equivalent-circuit extraction and sensitivity-based analysis, enabling one to assess the impact of the variation in the ambient temperature on the transistor performance. Basically, the main goal of this work is to extend the results of a previous article focused on the same DUT [15] by developing a sensitivity-based analysis, thus enabling a quantitative and systematic investigation of the effects of changes in the ambient temperature on the DC and microwave characteristics. Nevertheless, it should be pointed out that the obtained results are not of general validity, as they may strongly depend on the selected device and operating bias condition.

The paper is structured with the following sections. Section 2 describes the DUT and the experimental characterization, Section 3 reports and discusses the achieved findings, and Section 4 presents the conclusions.

2. Device under Test and Experimental Details

The metal organic chemical vapor deposition (MOCVD) technique is used to grow the Al_{0.253}Ga_{0.747}N/GaN heterostructure on a 400- μm -thick SiC substrate. The schematic cross-sectional view and the photograph of the tested GaN HEMT are illustrated in Figure 1. The epitaxial layer structure of the device is made up of a 25-nm-thick undoped (UD) AlGa_{0.253}N barrier and a 1.5- μm -thick UD GaN buffer layer. A 300-nm-thick graded AlN relaxation layer was grown between the GaN buffer and the SiC substrate. The device was capped with a 5-nm-thick n⁺-GaN layer. The evaporation process was employed to create the source and drain ohmic contacts (Ti/Al/Ni/Au with thicknesses of 12/200/40/100 nm, respectively) and followed by 30 s of thermal annealing at 900 $^{\circ}\text{C}$. The Schottky mushroom-shaped gate was formed through Pt/Ti/Pt/Au evaporation and the subsequent lift-off process. Finally, a Si₃N₄ layer with a thickness of 240 nm was deposited to passivate the device. The gate length of the tested GaN device is 0.15 μm . The interdigitated architecture of the device is based on the parallel connection of four 50- μm long fingers, resulting in a total gate width of 200 μm . The source-to-gate distance (L_{SG}) and the gate-to-drain distance (L_{GD}) are 1 μm and 2.85 μm , respectively. The DUT was fabricated at the University of Lille, France.

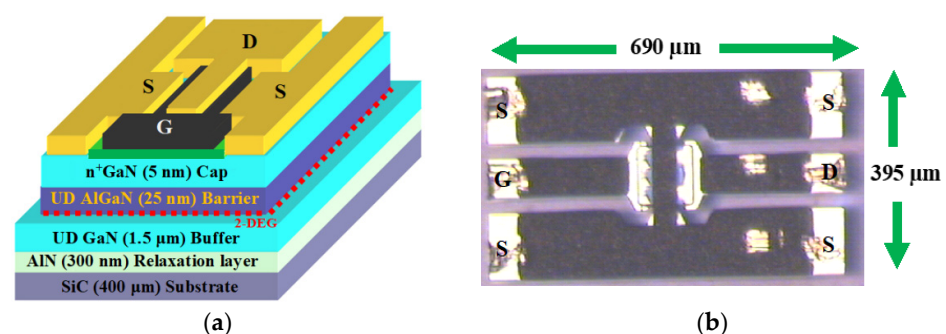


Figure 1. (a) Schematic drawing of the epitaxial structure and (b) photograph of the tested 0.15 μm \times (4 \times 50) μm GaN HEMT.

The microwave experiments consist of DC and S-parameters measured from 45 MHz to 50 GHz at nine different ambient temperatures: $-40\text{ }^{\circ}\text{C}$, $-25\text{ }^{\circ}\text{C}$, $0\text{ }^{\circ}\text{C}$, $25\text{ }^{\circ}\text{C}$, $50\text{ }^{\circ}\text{C}$, $75\text{ }^{\circ}\text{C}$, $100\text{ }^{\circ}\text{C}$, $125\text{ }^{\circ}\text{C}$, and $150\text{ }^{\circ}\text{C}$. The analysis is performed using the DC characteristics and the S-parameters at a bias point in the saturation region: $V_{\text{ds}} = 15$ and $V_{\text{gs}} = -5$ V. The device

parameters were measured with a thermal probe station connected to an HP8510C vector network analyzer (VNA) and with the aid of commercially available software to guarantee that the data are free of human error. The DC and frequency-dependent measurements were performed at each temperature after the sample reached uniform steady-state temperature. Figure 2 shows the measurement process, model extraction, and sensitivity-based analysis.

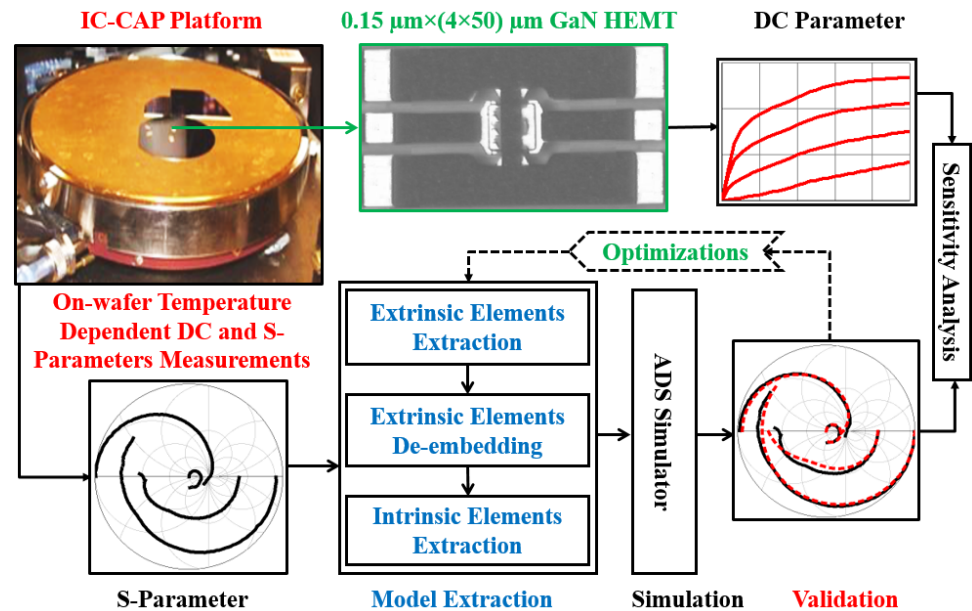


Figure 2. The flow diagram of the measurement process, model extraction, and sensitivity-based analysis for the tested on-wafer GaN HEMT.

3. Experimental Results and Systematic Analysis

The systematic sensitivity-based analysis at the selected bias voltages is accomplished using the dimensionless relative sensitivity of each parameter (RSP) with respect to T_a , which is calculated by normalizing the relative change in P to the relative change in T_a :

$$RSP = \frac{\Delta P}{P_0} \frac{T_{a0}}{\Delta T_a} = \frac{(P - P_0)}{P_0} \frac{T_{a0}}{(T_a - T_{a0})} \quad (1)$$

where P_0 is the value of the selected parameter P at the reference temperature (T_{a0}) of 25 °C.

The remainder of this section is divided into two subsections: the first part is focused on the impact of the ambient temperature on the DC characteristics, whereas the second part is dedicated to the effects of the variations in the ambient temperature on the microwave performance.

3.1. Sensitivity-Based Analysis of DC Characteristics

The DC output characteristics for the tested GaN HEMT at $V_{gs} = -4$ V and -5 V under different temperature conditions are illustrated in Figure 3. As can be clearly observed, I_{ds} is considerably reduced with increasing temperature. This might be attributed to the degradation in the carrier transport properties as a consequence of the enhancement of the phonon-scattering processes at higher temperatures. Analogously, the reduction in I_{ds} at higher temperatures can be observed by plotting the DC transcharacteristics of the studied device at $V_{ds} = 15$ V (see Figure 4). Similar fashion of degradation can be seen in the transconductance by plotting the g_m - V_{gs} curves at $V_{ds} = 15$ V (see Figure 5a). As a matter of the fact, by heating the device, the transconductance is significantly reduced. However, it should be underlined that a higher temperature leads to a wider and flatter curve of g_m versus V_{gs} , thus implying a better linearity. Over the years, many studies have

been devoted at improving the flatness of g_m versus V_{gs} , in order to yield to an improved transistor linearity and then to a more linear power amplifier [44,45]. For the sake of completeness, the behavior of g_m is plotted also as a function of I_{ds} (see Figure 5b). At the selected bias point: $V_{ds} = 15$ V and $V_{gs} = -5$ V, both I_{ds} and g_m are significantly degraded when the temperature is raised, as illustrated in Figure 6a. The interesting feature found in the $g_m - V_{gs}$ curves of Figure 5a is that, by heating the device, the peak value of g_m is not only greatly reduced but also shifted toward less negative values of V_{gs} . As shown in Figure 6b, the value of V_{gs} at which the peak in g_m occurs (V_{gm}) is increased from -5.2 V at -40 °C to -4.8 V at 150 °C. It is worth noting that also the threshold voltage (V_{th}) shifts toward less negative values at higher T_a . As illustrated in Figure 6b, V_{th} is increased from -6.24 V at -40 °C to -5.64 V at 150 °C.

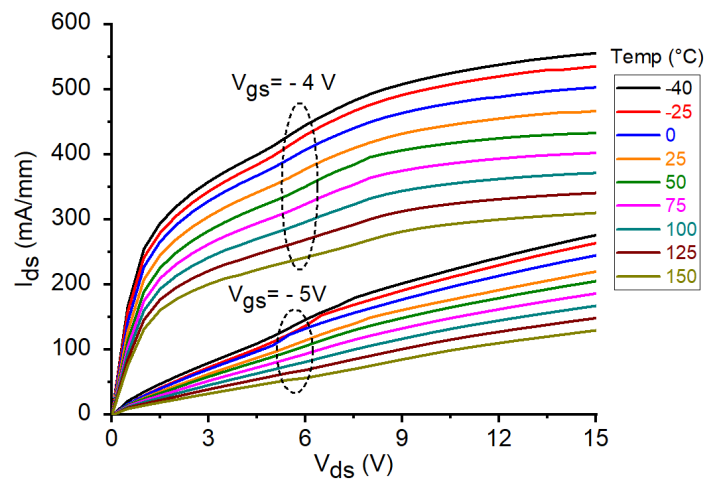


Figure 3. DC output characteristics of the studied GaN HEMT at $V_{gs} = -4$ V and -5 V under different temperature conditions.

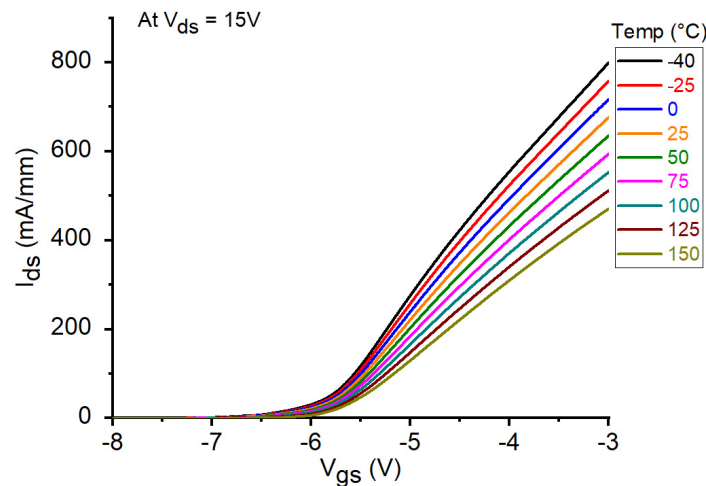


Figure 4. DC transcharacteristics of the studied GaN HEMT at $V_{ds} = 15$ V under different temperature conditions.

Using Equation (1), the relative sensitivities of I_{ds} , g_m , V_{gm} , and V_{th} with respect to T_a are calculated and reported in Figure 7. As can be observed, RSI_{ds} , RSg_m , RSV_{th} , and RSV_{gm} are negative for the studied device, as a consequence of the fact that an increase in T_a leads to a reduction in the values of I_{ds} , g_m , V_{th} , and V_{gm} .

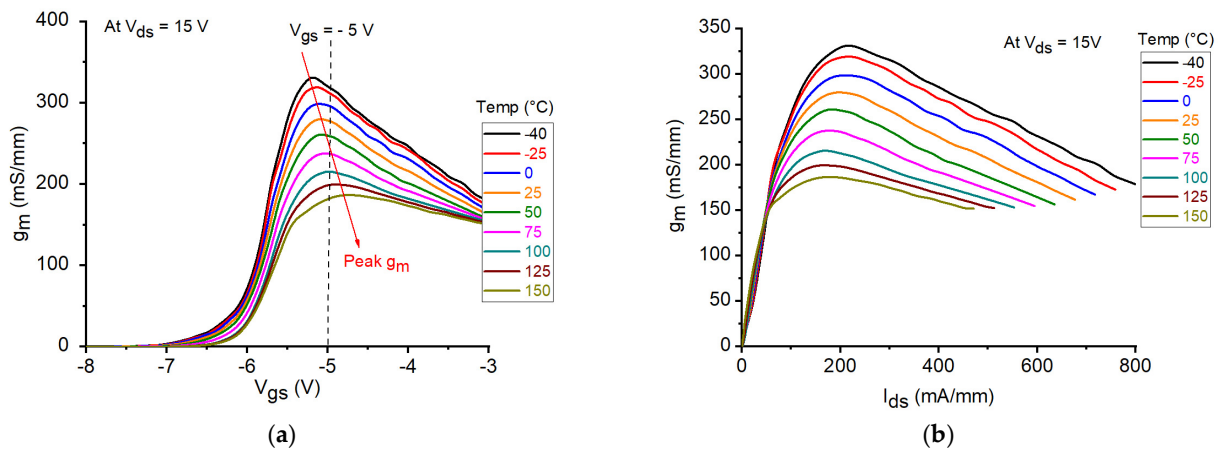


Figure 5. DC transconductance of the studied GaN HEMT at $V_{ds} = 15$ V under different temperature conditions. The data are reported as a function of (a) V_{gs} and (b) I_{ds} .

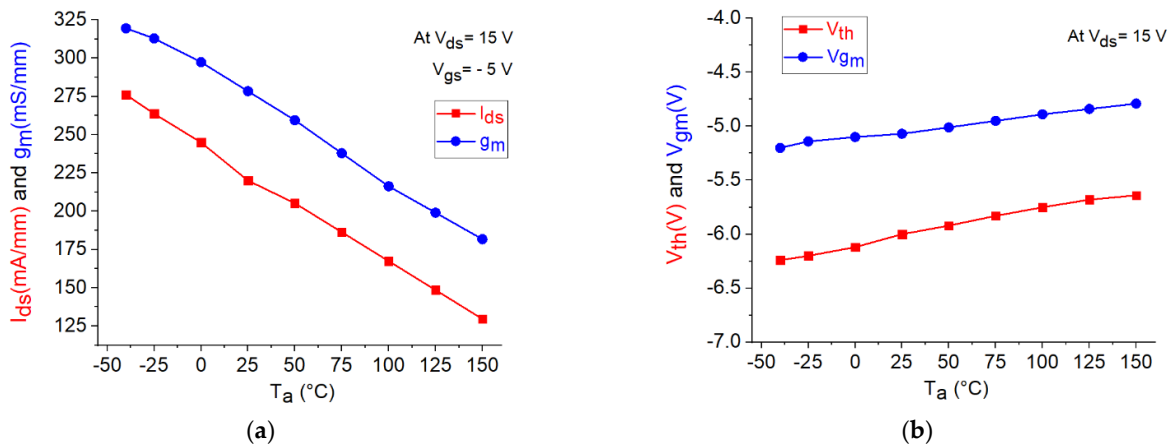


Figure 6. Temperature dependence of the DC parameters of the studied GaN HEMT: (a) I_{ds} and g_m at $V_{ds} = 15$ V and $V_{gs} = -5$ V; (b) V_{th} and V_{gm} (i.e., V_{gs} at which g_m shows its peak value) at $V_{ds} = 15$ V.

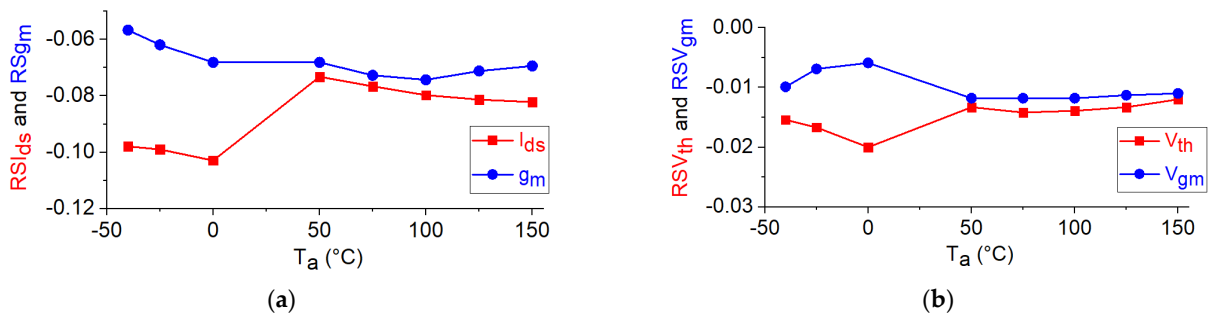


Figure 7. Temperature dependence of the relative sensitivities of the DC parameters of the studied GaN HEMT: (a) RSI_{ds} and RSG_m at $V_{ds} = 15$ V and $V_{gs} = -5$ V; (b) RSV_{th} and RSV_{gm} at $V_{ds} = 15$ V.

3.2. Sensitivity-Based Analysis of Small-Signal Parameters and RF Figures of Merit

The equivalent-circuit model in Figure 8 was used to model the measured S-parameters of the studied device. The equivalent-circuit parameters (ECPs) were extracted as described in [15], using the well-known “cold” pinch-off approach that has been widely and successfully applied to the GaN technology over the years [46–50]. The effect of T_a on the measured S-parameters at the selected bias point is shown in Figure 9. It should be highlighted that

as the carrier transport properties deteriorate with increasing T_a , the low-frequency magnitude of S_{21} is reduced. This is in line with the degradation of the DC g_m at higher T_a (see Figure 5). As can be observed, the tested device is affected by the kink effect in S_{22} . As well-known, the GaN HEMT technology is prone to be affected by this phenomenon, owing to the relatively high transconductance [51–54]. In accordance with this, the observed kink effect in S_{22} is more pronounced at lower T_a , due to the higher g_m . The DC parameters, ECPs, intrinsic input and feedback time constants (i.e., $\tau_{gs} = R_{gs}C_{gs}$ and $\tau_{gd} = R_{gd}C_{gd}$), the unity current gain cut-off frequency (f_t), and the maximum frequency of oscillation (f_{max}) are reported at 25 °C in Table 1. The three intrinsic time constants (τ_m , τ_{gs} , and τ_{gd}), which emerge from the inertia of the intrinsic transistor in reacting to rapid signal changes, are meant to represent the intrinsic non-quasi-static (NQS) effects, which play a more significant role at higher frequencies. The values of f_t and f_{max} are obtained from the frequency-dependent behavior of the measured short-circuit current gain (h_{21}) and maximum stable/available gain (MSG/MAG), respectively (see Figure 10).

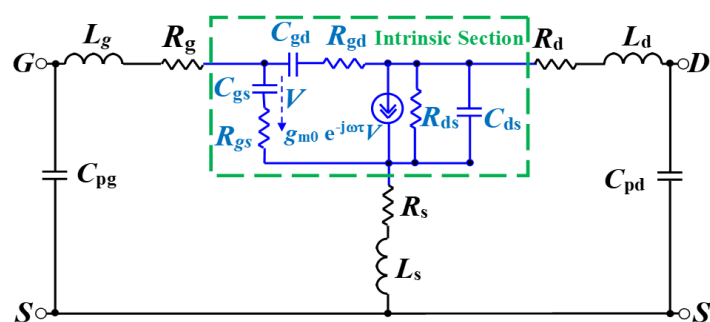


Figure 8. The equivalent-circuit model for the GaN HEMT under investigation.

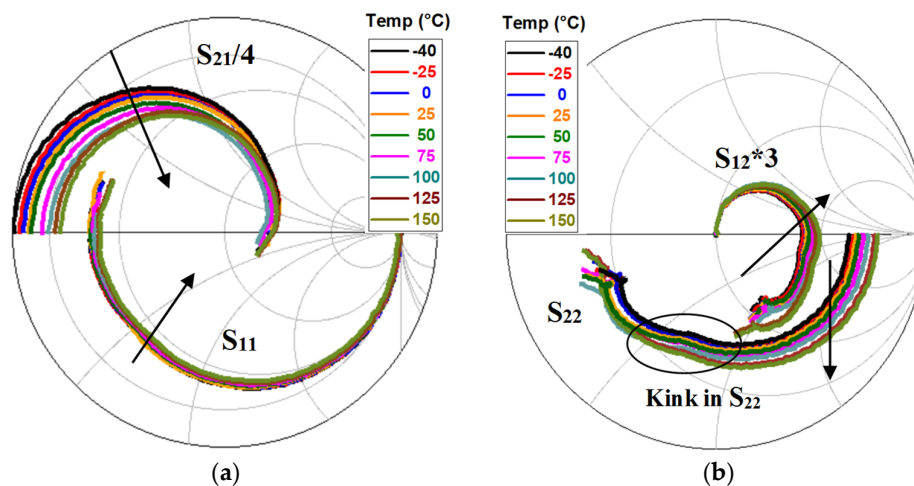
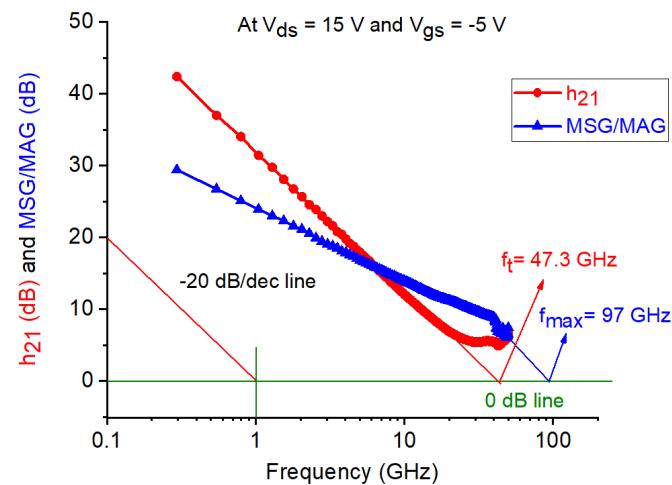


Figure 9. Measured S-parameters of the studied GaN HEMT at $V_{ds} = 15$ V and $V_{gs} = -5$ V under different temperature conditions: (a) S_{11} , S_{21} , (b) S_{12} , and S_{22} .

Similarly, to what was done for the DC parameters, the relative sensitivities of the other parameters in Table 1 are calculated using equation 1 and then shown in Figure 11. Because of their low dependence on the temperature, the relative sensitivities of the extrinsic capacitances and inductances are almost nil, as depicted in Figure 11a,b. It can be observed in Figure 11c–e that the relative sensitivities of the extrinsic and intrinsic resistances are positive, reflecting the fact that the resistive contributions increase at higher temperatures. Figure 11f illustrates that unlike the resistances, the transconductance has a negative relative sensitivity, as this parameter is degraded when heating the device.

Table 1. Analyzed parameters for the studied GaN HEMTs at 25 °C for the bias condition of $V_{ds} = 15$ V and $V_{gs} = -5$ V.

Parameters	Value	Parameters	Value
I_{ds} (mA)	44	C_{gs} (fF)	154
g_m (mS)	54	C_{gd} (fF)	28
V_{th} (V)	-6	C_{ds} (fF)	121
V_{gm} (V)	-5.1	R_{gs} (Ω)	1.7
C_{pg} (fF)	50	R_{gd} (Ω)	11.3
C_{pd} (fF)	86	R_{ds} (Ω)	225
L_g (pH)	141	g_{mo} (mS)	63
L_s (pH)	1.8	τ_m (ps)	3.0
L_d (pH)	63	τ_{gs} (ps)	1.6
R_g (Ω)	2.7	τ_{gd} (ps)	2.0
R_s (Ω)	3.0	f_t (GHz)	47.3
R_d (Ω)	5.8	f_{max} (GHz)	97

**Figure 10.** Behavior of the magnitude of the h_{21} and MAG/MSG versus the frequency of the studied GaN HEMT at $V_{ds} = 15$ V, $V_{gs} = -5$ V, and $T_a = 25$ °C.

As illustrated in Figure 11d, the relative sensitivity of C_{gs} is negative, while the relative sensitivities of C_{gd} and C_{ds} are positive. Figure 11g shows that the relative sensitivities of the intrinsic time constants are positive, indicating that they increase when the temperature is raised. This finding implies that the NQS effects occur at lower frequencies when the device is heated. As can be observed in Figure 11f, the relative sensitivities of f_t and f_{max} are negative, implying lower operating frequencies at higher temperatures. Figure 11h shows that the relative sensitivities of the magnitude of S_{21} and h_{21} at 45 MHz are negative, in line with the reduction of the transconductance at higher temperatures, while the stability factor (K) shows a positive temperature sensitivity as illustrated at 1 GHz.

For the tested device, a good agreement between measured and simulated S-parameters was achieved. As an example, Figure 12 depicts the comparison between measurements and S-parameter simulations at two different T_a for the tested GaN HEMT at the selected bias condition. The simulations are obtained using the equivalent-circuit model depicted in Figure 8 by means of the commercial microwave simulation software advanced design system (ADS). The small-signal ECPs extracted for different T_a from the measured S-parameters are used as inputs to the schematic.

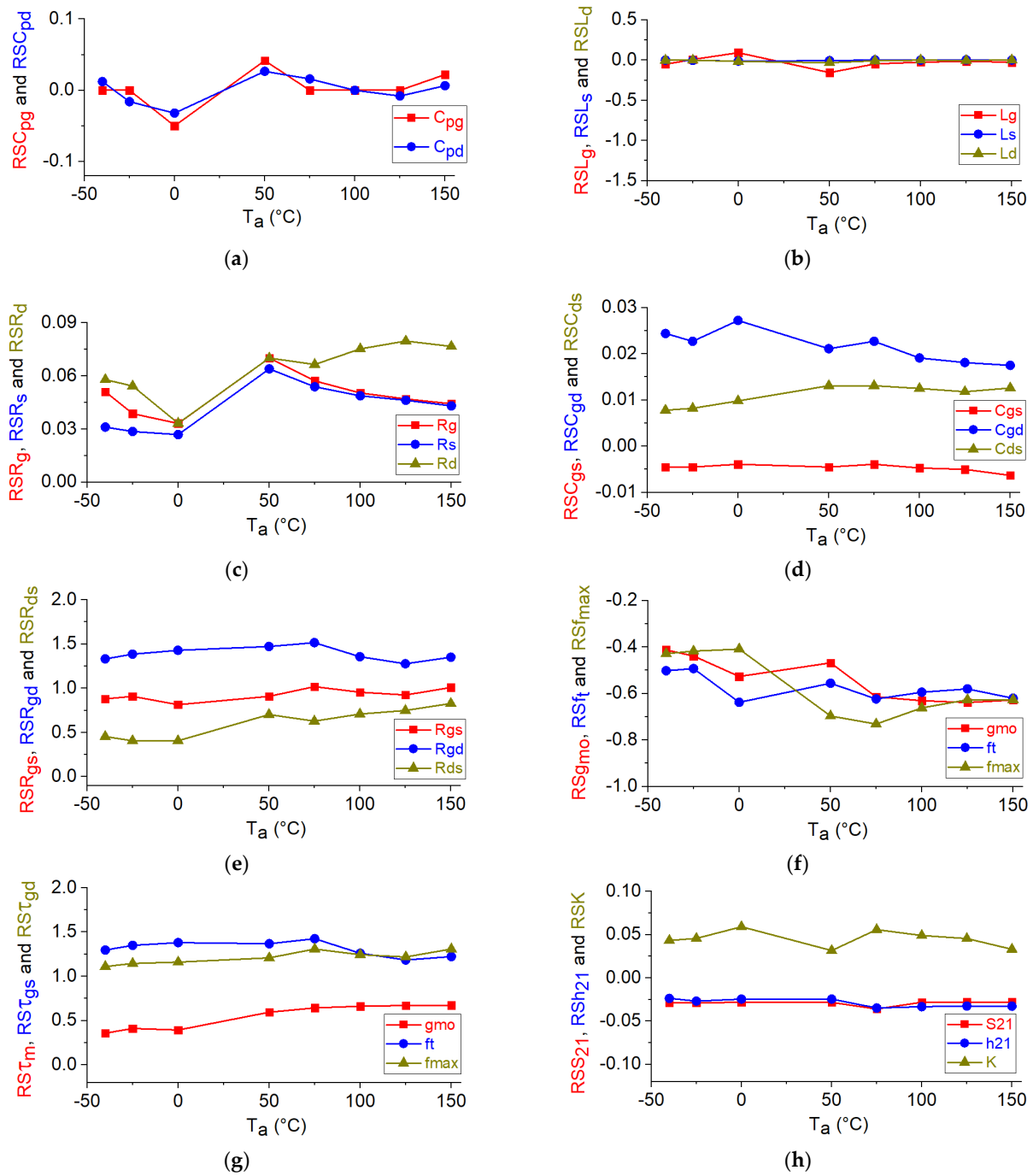


Figure 11. The relative sensitivities of the analyzed parameters versus ambient temperature for the studied GaN HEMT: (a) RSC_{pg} and RSC_{pd} ; (b) RSL_g , RSL_s , and RSL_d ; (c) RSR_g , RSR_s , and RSR_d ; (d) RSC_{gs} , RSC_{gd} , and RSC_{ds} ; (e) RSR_{gs} , RSR_{gd} , and RSR_{ds} ; (f) RSg_{mo} , RSf_t , and RSf_{max} ; (g) RST_m , RST_{gs} , and RST_{gd} ; (h) RSS_{21} and RSh_{21} at 45 MHz and RSK at 1 GHz. The illustrated bias points for intrinsic parameters and RF figures of merits is: $V_{ds} = 15$ V and $V_{gs} = -5$ V.

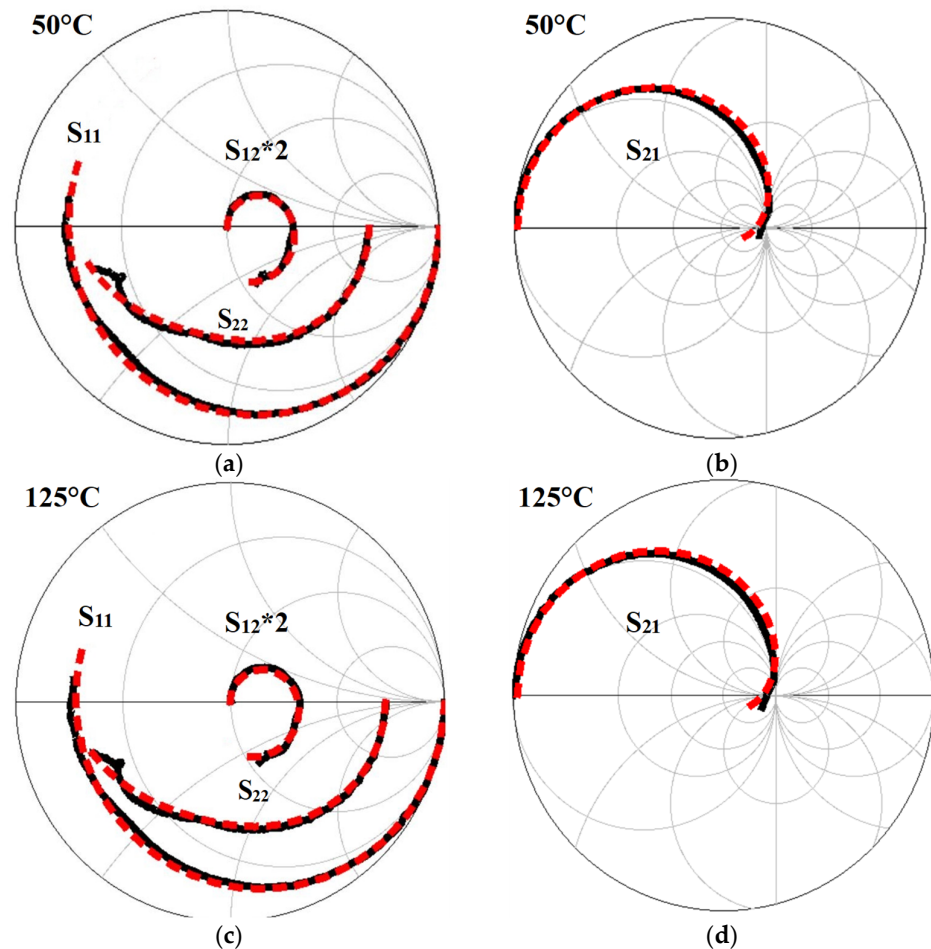


Figure 12. Measured (solid black lines) and simulated (dashed red lines) S-parameters from 45 MHz to 50 GHz for the studied GaN HEMT at 50 °C (a,b) and 125 °C (c,d). The illustrated bias point is: $V_{ds} = 15$ V and $V_{gs} = -5$ V.

4. Conclusions

We have reported an experimental investigation on the impact of the ambient temperature on the DC and microwave performance of a transistor based on an ultra-short 0.15- μ m GaN HEMT technology. Measurements have been coupled with an equivalent-circuit model and a sensitivity-based study to assess the thermal effects on device performance over the wide temperature range going from -40 °C to 150 °C. The relative sensitivity was used as the evaluation indicator for this study because it enables investigation of the effects of the ambient temperature on the device performance in a quantitative, systematic, and simple way. The measurement-based findings show that both DC and microwave performance of the studied device are remarkably degraded with increasing temperature.

Author Contributions: Conceptualization, M.A.A. and G.C.; methodology, M.A.A. and G.C.; validation, M.A.A.; investigation, M.A.A.; writing—original draft preparation, M.A.A. and G.C.; writing—review and editing, C.G. and G.C.; supervision, C.G. and G.C. All authors have read and agreed to the published version of the manuscript.

Funding: This research received no external funding.

Institutional Review Board Statement: Not applicable.

Informed Consent Statement: Not applicable.

Data Availability Statement: The data presented in this study are available on request from the authors.

Conflicts of Interest: The authors declare no conflict of interest. The funders had no role in the design of the study; in the collection, analyses, or interpretation of data; in the writing of the manuscript, or in the decision to publish the results.

References

1. Heller, E.R.; Crespo, A. Electro-thermal modeling of multifinger AlGaIn/GaN HEMT device operation including thermal substrate effects. *Microelectron. Reliab.* **2008**, *48*, 45–50. [[CrossRef](#)]
2. Bertoluzza, F.; Delmonte, N.; Menozzi, R. Three-dimensional finite-element thermal simulation of GaN-based HEMTs. *Microelectron. Reliab.* **2009**, *49*, 468–473. [[CrossRef](#)]
3. Zhang, Y.; Sun, M.; Liu, Z.; Piedra, D.; Lee, H.-S.; Gao, F.; Fujishima, T.; Palacios, T. Electrothermal Simulation and Thermal Performance Study of GaN Vertical and Lateral Power Transistors. *IEEE Trans. Electron Devices* **2013**, *60*, 2224–2230. [[CrossRef](#)]
4. Chvála, A.; Marek, J.; Příbytný, P.; Šatka, A.; Donoval, M.; Donoval, D. Effective 3-D device electrothermal simulation analysis of influence of metallization geometry on multifinger power HEMTs properties. *IEEE Trans. Electron Device* **2017**, *64*, 333–336. [[CrossRef](#)]
5. Gupta, M.P.; Vallabhaneni, A.K.; Kumar, S. Self-consistent electrothermal modeling of passive and microchannel cooling in AlGaIn/GaN HEMTs. *IEEE Trans. Compon. Packag. Manuf. Technol.* **2017**, *7*, 1305–1312. [[CrossRef](#)]
6. Hao, Q.; Zhao, H.; Xiao, Y.; Kronenfeld, M.B. Electrothermal studies of GaN-based high electron mobility transistors with improved thermal designs. *Microelectron. Reliab.* **2018**, *116*, 496–506. [[CrossRef](#)]
7. Akita, M.; Kishimoto, S.; Mizutani, T. High-frequency measurements of AlGaIn/GaN HEMTs at high temperatures. *IEEE Electron. Device Lett.* **2001**, *22*, 376–377. [[CrossRef](#)]
8. Nuttinck, S.; Gebara, E.; Laskar, J.; Harris, H.M. Study of self-heating effects, temperature-dependent modeling, and pulsed load-pull measurements on GaN HEMTs. *IEEE Trans. Microw. Theory Tech.* **2001**, *49*, 2413–2420. [[CrossRef](#)]
9. Lee, J.W.; Webb, K.J. A temperature-dependent nonlinear analytic model for AlGaIn-GaN HEMTs on SiC. *IEEE Trans. Microw. Theory Tech.* **2004**, *52*, 2–9. [[CrossRef](#)]
10. Thorsell, M.; Andersson, K.; Fagerlind, M.; Södow, M.; Nilsson, P.-A.; Rorsman, N. Thermal study of the high-frequency noise in GaN HEMTs. *IEEE Trans. Microw. Theory Tech.* **2009**, *57*, 19–26. [[CrossRef](#)]
11. Darwish, A.M.; Huebschman, B.D.; Viveiros, E.; Hung, H.A. Dependence of GaN HEMT millimeter-wave performance on temperature. *IEEE Trans. Microw. Theory Tech.* **2009**, *57*, 3205–3211. [[CrossRef](#)]
12. Darwish, A.M.; Ibrahim, A.A.; Hung, H.A. Temperature Dependence of GaN HEMT Small Signal Parameters. *Int. J. Microw. Sci. Technol.* **2011**, *2011*, 945189. [[CrossRef](#)]
13. Marinković, Z.; Crupi, G.; Caddemi, A.; Avolio, G.; Raffo, A.; Marković, V.; Vannini, G.; Schreurs, D.M.M.-P. Neural approach for temperature-dependent modeling of GaN HEMTs. *Int. J. Numer. Model. Electron. Netw. Devices Fields* **2014**, *28*, 359–370. [[CrossRef](#)]
14. Crupi, G.; Raffo, A.; Avolio, G.; Schreurs, D.M.M.-P.; Vannini, G.; Caddemi, A. Temperature influence on GaN HEMT equivalent circuit. *IEEE Microw. Wirel. Comp. Lett.* **2016**, *26*, 813–815. [[CrossRef](#)]
15. Alim, M.A.; Rezazadeh, A.A.; Gaquiere, C. Temperature effect on DC and equivalent circuit parameters of 0.15- μm gate length GaN/SiC HEMT for microwave applications. *IEEE Trans. Microw. Theory Tech.* **2016**, *64*, 3483–3491. [[CrossRef](#)]
16. Zhao, X.; Xu, Y.; Jia, Y.; Wu, Y.; Xu, R.; Li, J.; Hu, Z.; Wu, H.; Dai, W.; Cai, S. Temperature-Dependent Access Resistances in Large-Signal Modeling of Millimeter-Wave AlGaIn/GaN HEMTs. *IEEE Trans. Microw. Theory Tech.* **2017**, *65*, 2271–2278. [[CrossRef](#)]
17. Bouslama, M.; Gillet, V.; Chang, C.; Nallatamby, J.-C.; Sommet, R.; Prigent, M.; Quere, R.; Lambert, B. Dynamic Performance and Characterization of Traps Using Different Measurements Techniques for the New AlGaIn/GaN HEMT of 0.15- μm Ultrashort Gate Length. *IEEE Trans. Microw. Theory Tech.* **2019**, *67*, 2475–2482. [[CrossRef](#)]
18. Alim, M.A.; Hasan, M.A.; Rezazadeh, A.A.; Gaquiere, C.; Crupi, G. Multibias and temperature dependence of the current-gain peak in GaN HEMT. *Int. J. RF Microw. Comput. Aided Eng.* **2019**, *30*, e22129. [[CrossRef](#)]
19. Crupi, G.; Raffo, A.; Vadalà, V.; Vannini, G.; Caddemi, A. High-periphery GaN HEMT modeling up to 65 GHz and 200 °C. *Solid-State Electron.* **2019**, *152*, 11–16. [[CrossRef](#)]
20. Chen, Y.; Xu, Y.; Kong, Y.; Chen, T.; Zhang, Y.; Yan, B.; Xu, R. Temperature-dependent small signal performance of GaN-on-diamond HEMTs. *Int. J. Numer. Model. Electron. Netw. Dev. Field* **2020**, *33*, e2620. [[CrossRef](#)]
21. Gryglewski, D.; Wojtasiak, W.; Kamińska, E.; Piotrowska, A. Characterization of self-heating process in GaN-based HEMTs. *Electronics* **2020**, *9*, 1305. [[CrossRef](#)]
22. Majumdar, A.; Chatterjee, S.; Chatterjee, S.; Chaudhari, S.S.; Poddar, D.R. An ambient temperature dependent small signal model of GaN HEMT using method of curve fitting. *Int. J. RF Microw. Comput. Aided Eng.* **2020**, *30*, e22434. [[CrossRef](#)]
23. Jarndal, A.; Husain, S.; Hashmi, M. Genetic algorithm initialized artificial neural network based temperature dependent small-signal modeling technique for GaN high electron mobility transistors. *Int. J. RF Microw. Comput. Aided Eng.* **2021**, *31*, e22542. [[CrossRef](#)]
24. Luo, H.; Zhong, Z.; Hu, W.; Guo, Y. Analysis and modeling of the temperature-dependent nonlinearity of intrinsic capacitances in AlGaIn/GaN HEMTs. *IEEE Microw. Wirel. Comp. Lett.* **2021**, *31*, 373–376. [[CrossRef](#)]
25. Colangeli, S.; Ciccognani, W.; Longhi, P.E.; Pace, L.; Poulain, J.; Leblanc, R.; Limiti, E. Linear characterization and modeling of GaN-on-Si HEMT technologies with 100 nm and 60 nm gate lengths. *Electronics* **2021**, *10*, 134. [[CrossRef](#)]

26. Jarndal, A.; Alim, M.A.; Raffo, A.; Crupi, G. 2-mm-gate-periphery GaN high electron mobility transistors on SiC and Si substrates: A comparative analysis from a small-signal standpoint. *Int. J. RF Microw. Comput. Aided Eng.* **2021**, *31*, e22642. [[CrossRef](#)]
27. Root, D.E.; Hughes, B. Principles of nonlinear active device modeling for circuit simulation. In Proceedings of the 32nd ARFTG Conference Digest, Tempe, AZ, USA, 1–2 December 1988; pp. 1–24.
28. Xu, Y.; Wang, C.; Sun, H.; Wen, Z.; Wu, Y.; Xu, R.; Yu, X.; Ren, C.; Wang, Z.; Zhang, B.; et al. A Scalable Large-Signal Multiharmonic Model of AlGaIn/GaN HEMTs and Its Application in C-Band High Power Amplifier MMIC. *IEEE Trans. Microw. Theory Tech.* **2017**, *65*, 2836–2846. [[CrossRef](#)]
29. Raffo, A.; Avolio, G.; Vadalà, V.; Schreurs, D.M.M.-P.; Vannini, G. A non-quasi-static FET model extraction procedure using the dynamic-bias technique. *IEEE Microw. Wirel. Comp. Lett.* **2015**, *25*, 841–843. [[CrossRef](#)]
30. Lee, S.; Webb, K.J.; Tialk, V.; Eastman, L.F. Intrinsic noise equivalent-circuit parameters for AlGaIn/GaN HEMTs. *IEEE Trans. Microw. Theory Tech.* **2003**, *51*, 1567–1577.
31. Pace, L.; Colangeli, S.; Ciccognani, W.; Longhi, P.E.; Limiti, E.; Leblanc, R.; Feudale, M.; Vitobello, F. Design and validation of 100 nm GaN-On-Si Ka-band LNA based on custom noise and small signal models. *Electronics* **2020**, *9*, 150. [[CrossRef](#)]
32. Jarndal, A.; Hussein, A.; Crupi, G.; Caddemi, A. Reliable noise modeling of GaN HEMTs for designing low-noise amplifiers. *Int. J. Numer. Model. Electron. Netw. Dev. Field* **2020**, *33*, e2585. [[CrossRef](#)]
33. Cabral, P.M.; Pedro, J.C.; Carvalho, N.B. Nonlinear device model of microwave power GaN HEMTs for high power-amplifier design. *IEEE Trans. Microw. Theory Tech.* **2004**, *52*, 2585–2592. [[CrossRef](#)]
34. Raffo, A.; Scappaviva, F.; Vannini, G. A new approach to microwave power amplifier design based on the experimental characterization of the intrinsic electron-device load line. *IEEE Trans. Microw. Theory Tech.* **2009**, *57*, 1743–1752. [[CrossRef](#)]
35. Kim, S.; Lee, M.-P.; Hong, S.-J.; Kim, D.-W. Ku-Band 50 W GaN HEMT power amplifier using asymmetric power combining of transistor cells. *Micromachines* **2018**, *9*, 619. [[CrossRef](#)]
36. Crupi, G.; Vadalà, V.; Colantonio, P.; Cipriani, E.; Caddemi, A.; Vannini, G.; Schreurs, D.M.M.-P. Empowering GaN HEMT models: The gateway for power amplifier design. *Int. J. Numer. Model. Electron. Netw. Devices Fields* **2015**, *30*, e2125. [[CrossRef](#)]
37. Colangeli, S.; Bentini, A.; Ciccognani, W.; Limiti, E.; Nanni, A. GaN-based robust low-noise amplifiers. *IEEE Trans. Electron Dev.* **2013**, *60*, 3238–3248. [[CrossRef](#)]
38. Nalli, A.; Raffo, A.; Crupi, G.; D’Angelo, S.; Resca, D.; Scappaviva, F.; Salvo, G.; Caddemi, A.; Vannini, G. GaN HEMT Noise Model Based on Electromagnetic Simulations. *IEEE Trans. Microw. Theory Tech.* **2015**, *63*, 2498–2508. [[CrossRef](#)]
39. Marinković, Z.; Crupi, G.; Caddemi, A.; Markovic, V.; Schreurs, D.M.M.-P. A review on the artificial neural network applications for small-signal modeling of microwave FETs. *Int. J. Numer. Model. Electron. Netw. Dev. Field* **2020**, *33*, e2668. [[CrossRef](#)]
40. Jin, J.; Feng, F.; Na, W.C.; Yan, S.X.; Liu, W.Y.; Zhu, L.; Zhang, Q.J. Recent advances in neural network-based inverse modeling techniques for microwave applications. *Int. J. Numer. Model. Electron. Netw. Dev. Field* **2020**, *33*, e2732. [[CrossRef](#)]
41. Dambrine, G.; Cappy, A.; Heliodore, F.; Playez, E. A new method for determining the FET small-signal equivalent circuit. *IEEE Trans. Microw. Theory Tech.* **1988**, *36*, 1151–1159. [[CrossRef](#)]
42. Alt, R.; Marti, D.; Bolognesi, C.R. Transistor modeling: Robust small-signal equivalent circuit extraction in various HEMT technologies. *IEEE Microw. Mag.* **2013**, *14*, 83–101. [[CrossRef](#)]
43. Crupi, G.; Caddemi, A.; Schreurs, D.M.M.-P.; Dambrine, G. The large world of FET small-signal equivalent circuits. *Int. J. RF Microw. Comput. Aided Eng.* **2016**, *26*, 749–762. [[CrossRef](#)]
44. Chen, C.-H.; Sadler, R.; Wang, D.; Hou, D.; Yang, Y.; Yau, W.; Sutton, W.; Shim, J.; Wang, S.; Duong, A. The causes of GaN HEMT bell-shaped transconductance degradation. *Solid-State Electron.* **2016**, *126*, 115–124. [[CrossRef](#)]
45. Ancona, M.G.; Calame, J.P.; Meyer, D.J.; Rajan, S.; Downey, B.P. Compositionally graded III-N HEMTs for improved linearity: A simulation study. *IEEE Trans. Electron Device* **2019**, *66*, 2151–2157. [[CrossRef](#)]
46. Jarndal, A.; Kompa, G. A new small signal modeling approach applied to GaN devices. *IEEE Trans. Microw. Theory Tech.* **2005**, *53*, 3440–3448. [[CrossRef](#)]
47. Brady, R.G.; Oxley, C.H.; Brazil, T.J. An improved small-signal parameter-extraction algorithm for GaN HEMT devices. *IEEE Trans. Microw. Theory Tech.* **2008**, *56*, 1535–1544. [[CrossRef](#)]
48. Al Sabbagh, M.; Yagoub, M.C.E.; Park, J. New small-signal extraction method applied to GaN HEMTs on different substrates. *Int. J. R. F. Microw. Comput. Aided Eng.* **2020**, *30*, e22291. [[CrossRef](#)]
49. Chen, Y.; Xu, Y.; Luo, Y.; Wang, C.; Wen, Z.; Yan, B.; Xu, R. A reliable and efficient small-signal parameter extraction method for GaN HEMTs. *Int. J. Numer. Model. Electron. Netw. Dev. Field* **2020**, *33*, e2540. [[CrossRef](#)]
50. Du, X.; Helaoui, M.; Cai, J.; Liu, J.; Ghannouchi, F.M. Improved small-signal hybrid parameter-extraction technique for Al-GaN/GaN high electron mobility transistors. *Int. J. RF Microw. Comput. Aided Eng.* **2021**, *31*, e22562. [[CrossRef](#)]
51. Crupi, G.; Raffo, A.; Marinkovic, Z.; Avolio, G.; Caddemi, A.; Markovic, V.; Vannini, G.; Schreurs, D.M.M.-P. An Extensive Experimental Analysis of the Kink Effects in S22 and h21 for a GaN HEMT. *IEEE Trans. Microw. Theory Tech.* **2014**, *62*, 513–520. [[CrossRef](#)]
52. Ahsan, S.A.; Ghosh, S.; Khandelwal, S.; Chauhan, Y.S. Modeling of kink-effect in RF behaviour of GaN HEMTs using ASM-HEMT model. In Proceedings of the IEEE International Conference Electron Devices Solid-State Circuits, Hong Kong, China, 3–5 August 2016; pp. 426–429. [[CrossRef](#)]

-
53. Alim, M.A.; Hasan, M.A.; Rezazadeh, A.A.; Gaquiere, C.; Crupi, G. Thermal influence on S_{22} kink behavior of a 0.15- μm gate length AlGaN/GaN/SiC HEMT for microwave applications. *Semicond. Sci. Technol.* **2019**, *34*, 1–8. [[CrossRef](#)]
 54. Crupi, G.; Raffo, A.; Vadalà, V.; Vannini, G.; Caddemi, A. A new study on the temperature and bias dependence of the kink effects in S_{22} and h_{21} for the GaN HEMT technology. *Electronics* **2018**, *7*, 353. [[CrossRef](#)]