



HAL
open science

Micromechanical description of the compaction of soft pentagon assemblies

Manuel Cárdenas-Barrantes, David Cantor, Jonathan Barés, Mathieu Renouf,
Emilien Azéma

► **To cite this version:**

Manuel Cárdenas-Barrantes, David Cantor, Jonathan Barés, Mathieu Renouf, Emilien Azéma. Micromechanical description of the compaction of soft pentagon assemblies. *Physical Review E*, 2021, 103 (6), 10.1103/PhysRevE.103.062902 . hal-03259685





HAL Id: hal-03259685

<https://hal.science/hal-03259685>

Submitted on 14 Jun 2021

HAL is a multi-disciplinary open access archive for the deposit and dissemination of scientific research documents, whether they are published or not. The documents may come from teaching and research institutions in France or abroad, or from public or private research centers.

L'archive ouverte pluridisciplinaire **HAL**, est destinée au dépôt et à la diffusion de documents scientifiques de niveau recherche, publiés ou non, émanant des établissements d'enseignement et de recherche français ou étrangers, des laboratoires publics ou privés.

Micromechanical description of the compaction of soft pentagon assembliesManuel Cárdenas-Barrantes ^{1,*} David Cantor ^{2,†} Jonathan Barés, ^{1,‡} Mathieu Renouf ^{1,§} and Emilien Azéma ^{1,3,||}¹*LMGC, Université de Montpellier, CNRS, Montpellier, France*²*Department of Civil, Geological and Mining Engineering, Polytechnique Montréal, Québec, Canada*³*Institut Universitaire de France (IUF), Paris, France*

(Received 12 December 2020; accepted 30 May 2021; published 11 June 2021)

We analyze the isotropic compaction of assemblies composed of soft pentagons interacting through classical Coulomb friction via numerical simulations. The effect of the initial particle shape is discussed by comparing packings of pentagons with packings of soft circular particles. We characterize the evolution of the packing fraction, the elastic modulus, and the microstructure (particle rearrangement, connectivity, contact force, and particle stress distributions) as a function of the applied stresses. Both systems behave similarly: the packing fraction increases and tends asymptotically to a maximum value ϕ_{\max} , where the bulk modulus diverges. At the microscopic scale we show that particle rearrangements occur even beyond the jammed state, the mean coordination increases as a square root of the packing fraction, and the force and stress distributions become more homogeneous as the packing fraction increases. Soft pentagons experience larger particle rearrangements than circular particles, and such behavior decreases proportionally to the friction. Interestingly, the friction between particles also contributes to a better homogenization of the contact force network in both systems. From the expression of the granular stress tensor we develop a model that describes the compaction behavior as a function of the applied pressure, the Young modulus, and the initial shape of the particles. This model, settled on the joint evolution of the particle connectivity and the contact stress, provides outstanding predictions from the jamming point up to very high densities.

DOI: [10.1103/PhysRevE.103.062902](https://doi.org/10.1103/PhysRevE.103.062902)**I. INTRODUCTION**

Matter composed of soft particles covers a wide class of materials such as emulsions, microgels, foams [1,2], biological cells [3–6], and metal powders [7–9]. Under compression, the general characteristic of these materials is related to their ability to deform rather than to break. They can also fill the void space in a better way than the rigid particle assemblies do. Such remarkable properties, essentially due to the shape change, represent an important distinction with regard to rigid particle systems. In particular, since the particle deformation is generally governed by a characteristic stress (e.g., the Young modulus), the behavior of soft particle assemblies is much more sensitive to the confining pressure than rigid particle assemblies.

The numerical and experimental investigation of particulate packings composed of soft, highly deformable particles is an extensive and promising field of study. This is not only due to the development of advanced experimental devices or the increasing computational power and numerical techniques, but because many fundamental behaviors have already been described for assemblies of rigid grains [10,11]. Among these behaviors, we find the transition to jamming [12–16], the

force transmission [17–20], or the effects induced by particle geometry [21–30], to name a few.

An open question today is how robust these findings are concerning soft particle assemblies. On the one hand, one of the main difficulties with experiments is to make relevant quantitative measurements at the grain scale, for example, to follow the shape change of the particles [1,31]. On the other hand, introducing the correct particle shape deformations in numerical simulations with discrete element methods gives rise to various technical difficulties, mainly seen in the increase of the computational time. Regarding this, different discrete element strategies have been proposed, such as the bonded-particle method [32,33] and couplings between classical finite element or meshless methods [34–39]. The latter methods, although computationally expensive, have the advantage of closely representing the geometry of the particles.

At the macroscale, the compaction beyond the jamming point is a subject of great interest. A large number of compaction equations have been proposed [7–9,40–43], but only recently was a micromechanical-based model for circular particle assemblies established [44]. At the microscopic scale, by studying the behavior of foams and other assemblies of rubberlike particles, it has been shown that the mean coordination number increases as a square root of the packing fraction [1,16,45–47], and also the stress distribution seems to become more homogeneous as the packing fraction increases [2]. But, in general terms, the literature on this subject is still in its beginnings.

In this paper we analyze the compaction behavior of assemblies composed of soft pentagons, beyond the jamming

*manuel-antonio.cardenas-barrantes@umontpellier.fr

†david.cantor@polymtl.ca

‡jonathan.bares@umontpellier.fr

§mathieu.renouf@umontpellier.fr

||emilien.azema@umontpellier.fr

point, by means of a coupled discrete element and finite element method: the nonsmooth contact dynamics (NSCD) approach. In order to evidence the effects of the initial shape on the macro- and microstructure, assemblies of circular particles under similar characteristics of compression are simulated. The contact friction is also systematically studied.

The paper is structured as follows. The numerical procedures and the compression test are described in Sec. II. Section III is focused on the evolution of the packing fraction and the bulk properties beyond the jamming as a function of the applied pressure and for different values of friction. The microstructure, described in terms of particle mobility, connectivity, force, and stress transmission, is discussed in Sec. IV. In Sec. V we present the microstructural elements behind the evolution of the packing fraction and the bulk properties at the macroscopic scale. Finally, conclusions and perspectives are discussed in Sec. VI.

II. NUMERICAL PROCEDURE

In the NSCD's frame [48,49], we simulate packings of deformable and incompressible particles with two different shapes, regular pentagons and disks, under external isotropic compression. The NSCD method consists of coupling the finite-elements method (FEM), used to model the deformable particle itself, and the contact dynamics (CD) method, used to deal with the dynamics of the particles and the contact forces within the packing. The CD method considers a contact law with nonpenetrability and no regularization of the friction law between the particles for the determination of contact forces. The deformable particles are modeled following a neo-Hookean incompressible material law. The simulations are implemented on the open-source platform LMGC90 [50], where the NSCD algorithm is parallelized [51].

First, $N_p = 500$ rigid particles are randomly placed into a two-dimensional square box bounded by rigid walls. To avoid crystallization, a small size polydispersity around the mean diameter of the particles $\langle d \rangle$ is introduced ($d \in [0.8\langle d \rangle, 1.2\langle d \rangle]$). For a pentagon, d is the diameter of its circumscribed circle. The packing is then isotropically compressed under a small stress σ_0 up to its jamming point. We consider that the jamming point is reached once the variations of the packing fraction ϕ remain below 0.05%, with ϕ defined as $\phi = \sum_{i \in V} V_i / V$, where V_i is the volume of the particle i and V the total volume of the packing. In our simulations, the jamming point corresponds to a packing fraction $\phi_0 \approx 0.808$ and ≈ 0.817 for disks and pentagons, respectively. At this point, the box size is $L_0 \times L_0$. Second, the particles are meshed with 92 triangular elements (see inset in Fig. 1). We use a constant Poisson ratio equal to 0.495 and a Young modulus E such that $\sigma_0/E \ll 1$. With these conditions, the strain energy of one particle is given by $\Psi = (1/4)E(I_1 - 3)/(1 + \nu)$, where $I_1 = \text{tr}(F^T F)$, and F is the deformation gradient tensor [52].

Finally, the packings are isotropically compressed by imposing the same constant velocity v on the box boundaries. The velocity v is carefully chosen to be sure that the system is always in the quasistatic regime defined by the inertial number $I = \dot{\gamma} \langle d \rangle \sqrt{\rho/P}$, with $\dot{\gamma} = v/L_0$, ρ the particle density, and P the confining stress [10,53]. The quasistatic limit is ensured for $I \ll 1$. Thus, in all the simulations, v is computed from

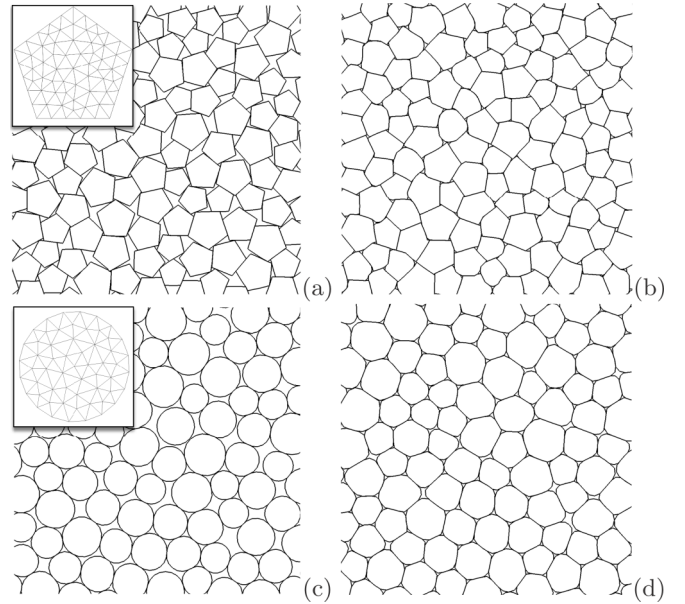


FIG. 1. Close-up views of the assembly of pentagons (a), (b) and disks (c), (d) at $\mu = 0$ and for $P/E = 0.025$ (a), (c) and $P/E = 0.3$ (b), (d). The insets of (a) and (c) show the finite element mesh used for both pentagons and disks, respectively.

the inertia parameter, replacing I by $I_0 = 10^{-4}$ and P by σ_0 . In this way, the inertia parameters remain below 10^{-4} during the compaction process. We performed a large number of tests for different coefficients of friction between particles, $\mu \in [0.0, 0.1, 0.2, 0.4, 0.8]$, while we kept the coefficient of friction with the walls equal to zero. The gravity is set to zero. Figure 1 shows frictionless assemblies of pentagons and disks at the jammed state and beyond.

III. MACROSCOPIC BEHAVIOR

A. Macroscopic variables

Under isotropic compression, the confining stress acting on the assembly is given by $P = F/L$, where F is the computed force on the walls and L its length. For a granular assembly, we can also compute the confining stress from the granular stress tensor σ . To do so, we start from the tensorial moment M^i of each particle i , defined as [10,54–57]

$$M_{\alpha\beta}^i = \sum_{c \in i} f_{\alpha}^c r_{\beta}^c, \quad (1)$$

where f_{α}^c is the α component of the force acting on the particle i at the contact c , r_{β}^c is the β th component of the position vector of the same contact c , and the sum runs over the contacts of the particle i ($c \in i$). Then the average stress tensor σ , in the volume V , is given by [10,54–57]

$$\sigma = \frac{1}{V} \sum_{i \in V} M^i. \quad (2)$$

The confining stress then takes the form $P = (\sigma_1 + \sigma_2)/2$, where $\sigma_1 = \sigma_2$ are the principal stress values of σ .

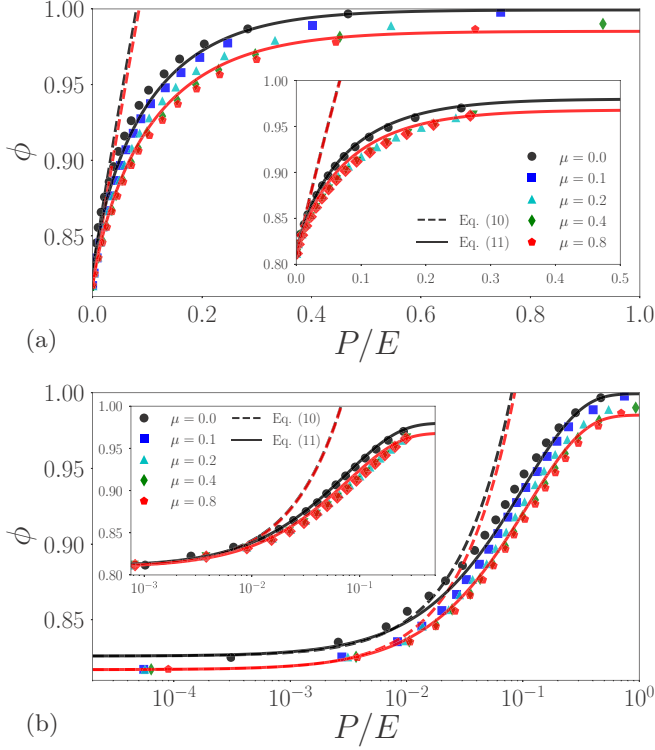


FIG. 2. Packing fraction ϕ as a function of the reduced pressure P/E for assemblies of soft pentagons and different values of friction in (a) linear-linear scale and (b) log-linear scale. The insets show the same data for assemblies composed of soft disks. The dashed lines are the elastic approximations [Eq. (10)], and the continuous lines are the predictions given by Eq. (11) for $\mu = 0$ (black) and $\mu = 0.8$ (red).

From a geometrical point of view, the cumulative volumetric strain is defined by

$$\varepsilon = -\ln \frac{\phi_0}{\phi}. \quad (3)$$

B. Evolution of the packing fraction and bulk modulus

Figure 2 shows the evolution of ϕ as a function of the reduced pressure P/E for assemblies of pentagons and disks (insets). Regardless of the value of friction, the packing fraction follows the same general trends. From the jammed state, the packing fraction increases rapidly for small values of P/E and reaches an asymptote at ϕ_{\max} . We observe a progressive separation of the compaction curves as the friction increases, which results in a slight decrease in the value of ϕ_{\max} . This offset between the curves is more evident for pentagons than for disks. Such a difference is explained by the fact that the friction and the particle shape restrict the mobility of the particles. This point is discussed in detail in Sec. IV.

From the $\phi - P/E$ relation, it is also possible to characterize the bulk properties of the assemblies through the definition of the bulk modulus K :

$$K(\phi) = \frac{dP}{d\phi} \frac{d\phi}{d\varepsilon}. \quad (4)$$

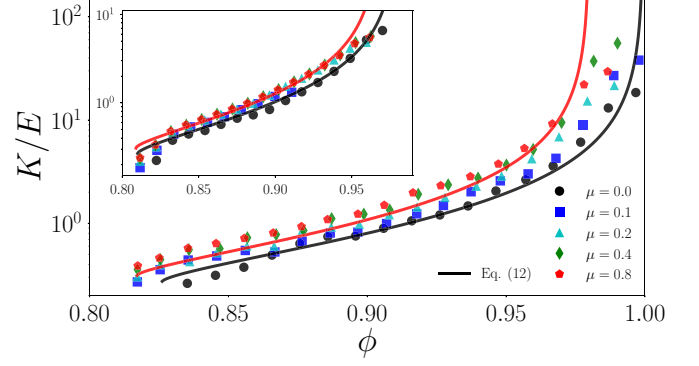


FIG. 3. Evolution of the bulk modulus K normalized by E as a function of the packing fraction ϕ for soft assemblies of pentagons and disks (inset). The predictions given by Eq. (12) are shown in continuous lines.

Figure 3 shows the evolution of $K(\phi)$ as a function of ϕ in assemblies of pentagons and disks (inset). We observe that the bulk evolution follows the same trends, regardless of the shape of the particles and friction. K appears to be an increasing function of ϕ , with divergence at ϕ_{\max} . This divergence is expected since the system tends to oppose its own compression due to the progressive filling of the void space and the intrinsic incompressible behavior of the particles. In other words, the assembly of soft particles begins to behave as a rigid body.

In this section we observe that, at the macroscale, the compaction behavior beyond the jamming of assembly of soft pentagons and soft disks is similar. Small differences appear mainly on the values of the maximum packing fraction that each system can reach, which mainly depends on the friction.

IV. MICROSTRUCTURAL ASPECTS

A. Geometrical features

1. Particle rearrangements

A way to quantify the rearrangement of an assembly of particles is to measure the deviation of the movement of the particles from a reference direction, where the reference direction can be defined from the ideal case of a continuous, homogeneous, and deformable medium. The difference between the actual displacement and this referential displacement is the so-called nonaffine motion. During compression, each material point would move, on average, towards the geometric center of the system. Thus we define a rearrangement parameter for each particle i , denoted by $\hat{\theta}_i$, as the absolute value of the angle θ_i between its velocity \mathbf{v}_i and the vector defined from its center and the geometric center of the assembly, divided by π ($\hat{\theta}_i = |\theta_i|/\pi$).

Figure 4 shows a color map of the particle rearrangement parameter for each particle at three different levels of compaction in the frictionless case. For disks, we observe that although, on average, the nonaffine movement is lower than in the case of pentagons, these rearrangements are more localized, with small zones of higher dynamics at different stages of the compaction. Since there is no friction and no edges blocking the movement, disks can easily rearrange and find a state of minimum energy more rapidly. On the other hand,

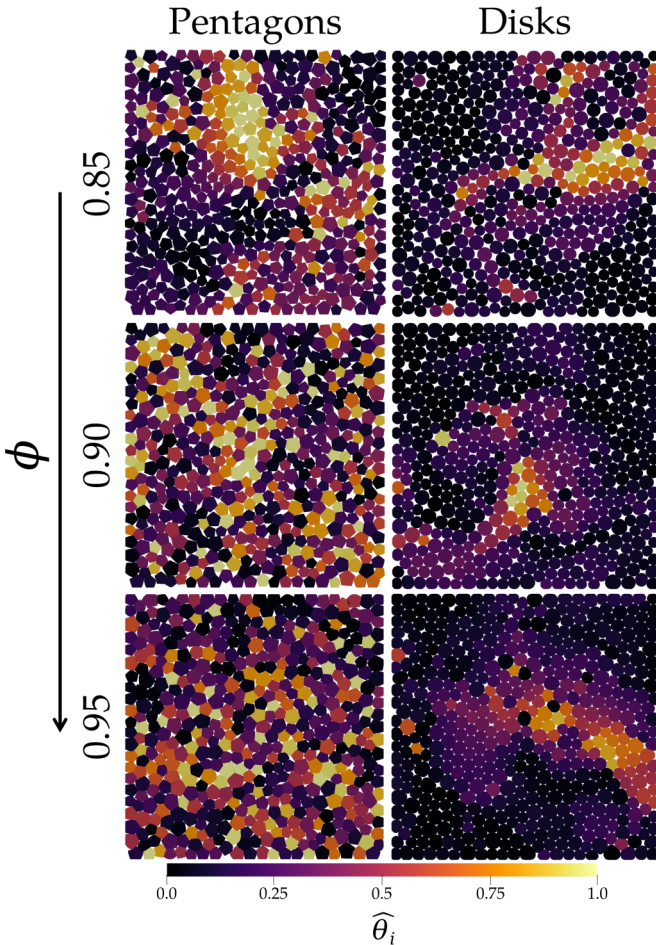


FIG. 4. Color map of the particle rearrangement parameter $\hat{\theta}_i$ in assemblies of frictionless disks and pentagons for different levels of compaction.

the nonaffine movement in the pentagon packings, for high values of compaction, is much more homogeneous with no clear zones of strong dynamics. This is because, as opposed to disks, the geometry of the pentagons prevents the free movement of the particles, only allowing the nonaffine movement in certain specific directions along the particles' edges, not always the best direction to find the state of minimum local energy.

In the inset of Fig. 5 we see the evolution of the mean value of the rearrangement parameter $\hat{\theta} = \langle \hat{\theta}_i \rangle_i$ as a function of the packing fraction, for $\mu = 0$ and $\mu = 0.8$. Basically, for a low friction coefficient, $\hat{\theta}$ slowly increases with ϕ , while it decreases for larger friction coefficients. In other words, the particle rearrangements, although small, occur even after the jamming point and at each stage of the deformation.

To have a better idea of the reorganization of the particles along the compaction process, we compute $\hat{\theta}_\phi$, the asymptotic value of $\hat{\theta}$ as the packing fraction goes to ϕ_{\max} , and plot it as a function of the friction coefficient in Fig. 5. We see that low friction allows larger particle rearrangements while high friction tends to prevent it. Another point to note is that the particle reorganization is higher in pentagon assemblies. In this case, sliding is enhanced by side-side contact, as previ-

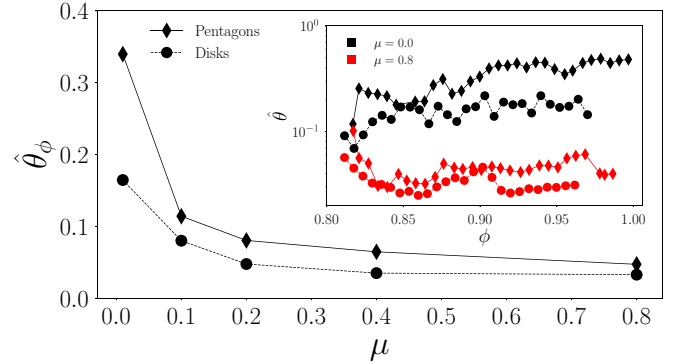


FIG. 5. $\hat{\theta}_\phi$ as a function of the friction coefficient for assemblies of pentagons (continuous line) and disks (dashed line). The inset shows the evolution of $\hat{\theta}$ as a function of the packing fraction ϕ for two different values of friction.

ously shown in nondeformable particle assemblies [27,58]. From these measures we can deduce that the differences in the evolution of the compaction curves observed in Fig. 2 are related to the small local rearrangements in the system. This observation also highlights the irreversible nature of the compaction beyond the jamming, confirming recent works [46,47].

2. Shape parameter

Besides the particle rearrangement, the mechanical properties of soft particle assemblies are intrinsically related to the local deformations of the particles. Let us define the circularity index as usual,

$$\hat{R} = \left\langle 4\pi \frac{V_i}{a_i^2} \right\rangle_i, \quad (5)$$

with a_i the particle perimeter and $\langle \dots \rangle_i$ the average over the particles in the volume V . Figure 6(a) shows the evolution of \hat{R} scaled with the initial circularity at the jammed state, \hat{R}_0 , as a function of ϕ for different values of the friction. For disks, \hat{R}_0 is equal to 1, and \hat{R}/\hat{R}_0 decreases as the packing fraction increases. As shown in Fig. 6(b), the disks turn progressively into nonregular polygonal shapes with rounded corners. In contrast, for pentagons, \hat{R}/\hat{R}_0 increases with ϕ , with $\hat{R}_0 \simeq 0.86$ (the value of the circularity for regular pentagons), to a maximum friction-dependent value and quickly decreases, regardless of the friction. Initially, as illustrated in Fig. 6(b), the pentagons tend to adopt a rounded and regular shape by smoothing the corners. However, beyond a maximal circularity value, a nonregular polygonal shape is observed. This, along with intruding-corner effects into free space, are some of the facts that contribute to pentagons achieving higher packing fraction compared to assemblies of disks.

B. Particle connectivity

The first statistical quantity to describe the contact network is the coordination number Z , defined as the average number of contacts per particle for nonrattler ones. At the jammed state, the packing structure is characterized by a minimal value Z_0 , which depends on the friction coefficient and the packing

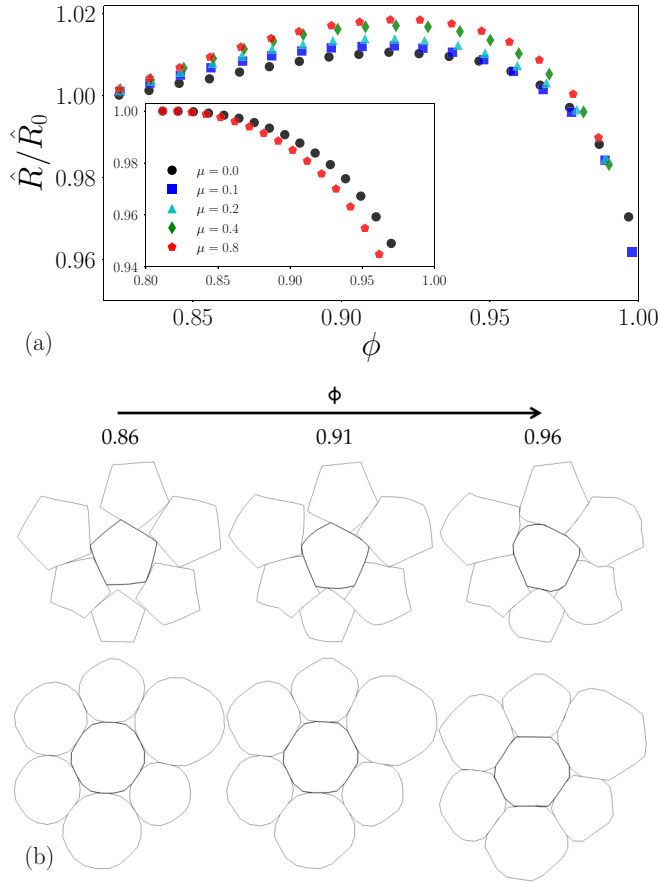


FIG. 6. (a) Evolution of \hat{R}/\hat{R}_0 as a function of ϕ for different values of friction in assemblies of pentagons and disks (inset). (b) Group of particles extracted from the assemblies of pentagons and disks, respectively, undergoing the same cumulative packing fraction.

preparation. For instance, in frictionless assemblies of disks, $Z_0 = 4$, while $Z_0 \in [3, 4]$ if friction is activated [59–61]. For assemblies of rigid polygons, the jammed-state coordination number Z_0 remains close to 4, regardless of the value of the friction [21,62,63].

Now, above the jammed state, it has been systematically reported in the literature that Z continues to increase following a power law

$$Z - Z_0 = \xi(\phi - \phi_0)^\alpha, \quad (6)$$

with $\alpha \sim 0.5$, and ξ a structural parameter defined as $\xi = (Z_{\max} - Z_0)/(\phi_{\max} - \phi_0)^\alpha$, where ϕ_{\max} and Z_{\max} are the values of Z and ϕ when $P/E \rightarrow \infty$. This relation has been observed in simulations and experiments for different kinds of deformable systems (foams, emulsions, rubberlike particles, and more recently, in mixtures of rigid and deformable particles [1,16,45,52,64]). As shown in Fig. 7, we found the same proportionality in our simulations, with $\xi \sim 5.1$, independently of the shape of the particles and the friction coefficient.

The particle connectivity can be characterized in more detail by considering P_c , the probability of having c contacts per particle. In Fig. 8, P_c is plotted as a function of ϕ for different values of c . We see that P_c is nearly independent of μ for all ϕ values. The evolutions of P_c are basically the same for both

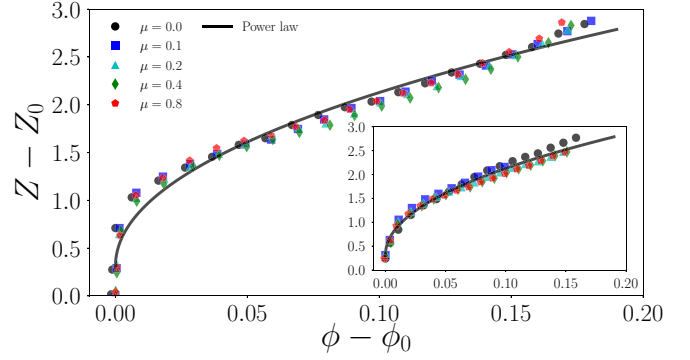


FIG. 7. Evolution of the reduced coordination number $Z - Z_0$ as a function of the reduced packing fraction $\phi - \phi_0$ for assemblies of pentagons and disks (inset) and for different values of friction coefficient. The power-law relation $Z - Z_0 = \xi(\phi - \phi_0)^\alpha$ with $\alpha = 0.5$ and $\xi = 5.1$ is shown in a continuous line.

assemblies, that is, P_3 and P_4 decrease from ~ 0.2 and ~ 0.4 , respectively, to 0, whereas P_6 increases from 0 to ~ 0.6 . P_7 increases too, but in a much slower way, from 0 to values close to 0.1. In contrast, P_5 follows a parabola with its maximum value at $\phi \sim 0.92$.

In fact, the coordination number is linked to P_c by $Z = \sum_{c=1}^{\infty} cP_c$. So the monotonous increases of the coordination number, seen in Fig. 6, results from complex compensation mechanisms related to the grains' role in the contact network. The increase in Z with ϕ comes from the increase of $5P_5$ and $6P_6$ until $\phi \simeq 0.92$ and beyond, mainly from $6P_6$ and $7P_7$.

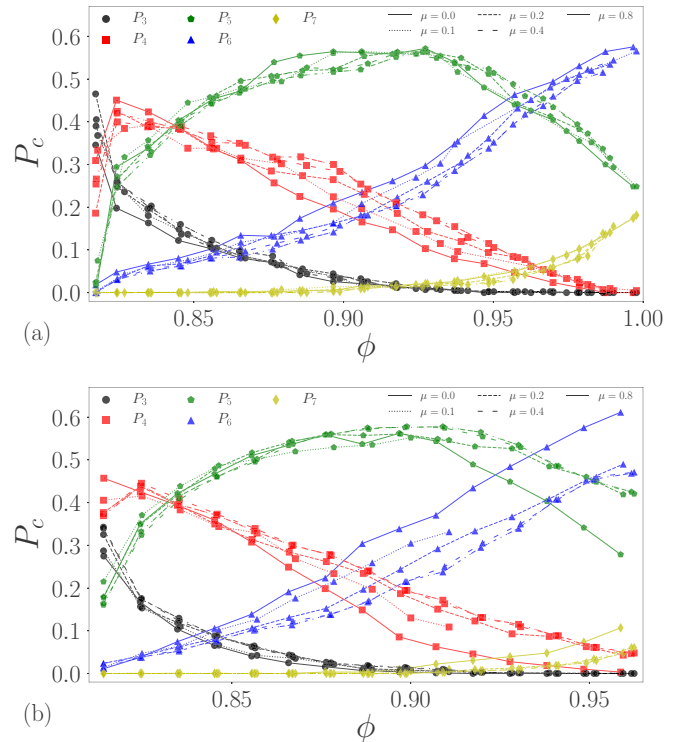


FIG. 8. Evolution of particle connectivity P_c as a function of ϕ : for assemblies of (a) pentagons and (b) for disks.

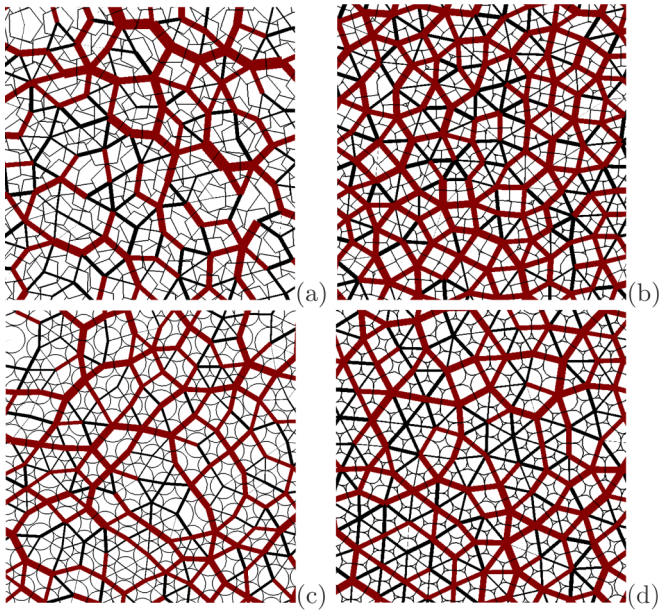


FIG. 9. Close-up views of the force chains in frictionless assemblies of pentagons (a), (b) and disks (c), (d) at the jammed state (a), (c) and for $\phi \sim 1$ (b), (d). The magnitude of each normal force is represented by the thickness of the segment joining the centers of the particles in contact. The strong forces ($f_n \geq \langle f_n \rangle$) and weak forces ($f_n < \langle f_n \rangle$) are plotted in red and black, respectively.

Finally, the variations of $3P3$ and $4P4$ with ϕ have a minor effect on Z because of the low value of c .

C. Force and stress transmission

1. Force distribution

The force chains in particle assemblies and the nonhomogeneous spatial distribution of their contact forces are topics widely studied, both numerically and experimentally. These studies are mainly performed on rigid particle assemblies of various sizes [21,25,65,66], shapes [21,26,67], and contact interactions [68,69]. However, it has been seldom studied for highly deformable particle assemblies, and, in particular, in the case of noncircular deformable shapes.

Figure 9 shows a view of the normal force network in assemblies of pentagons and disks at the jammed state for ϕ close to 1. Here, the total contact force between two deformable particles is computed as the vectorial sum of the forces at the contact nodes along the common interface (a line in two dimensions). The force network density (i.e., the number of force chains) increases as ϕ increases, because, as discussed before, the mean number of contacts per particle increases. In particular, in the case of pentagons close to the jammed state, we observe slightly stronger and more tortuous force chains compared with disks. But, far beyond the jamming point, the force network appears to be more homogeneous in both cases.

The probability density functions (PDFs) of the normal forces f_n normalized by the mean normal force $\langle f_n \rangle$ for frictionless assemblies of pentagons and disks are shown in Fig. 10. As it is usually observed, the density of forces above the mean value, at the jamming point, has an exponential

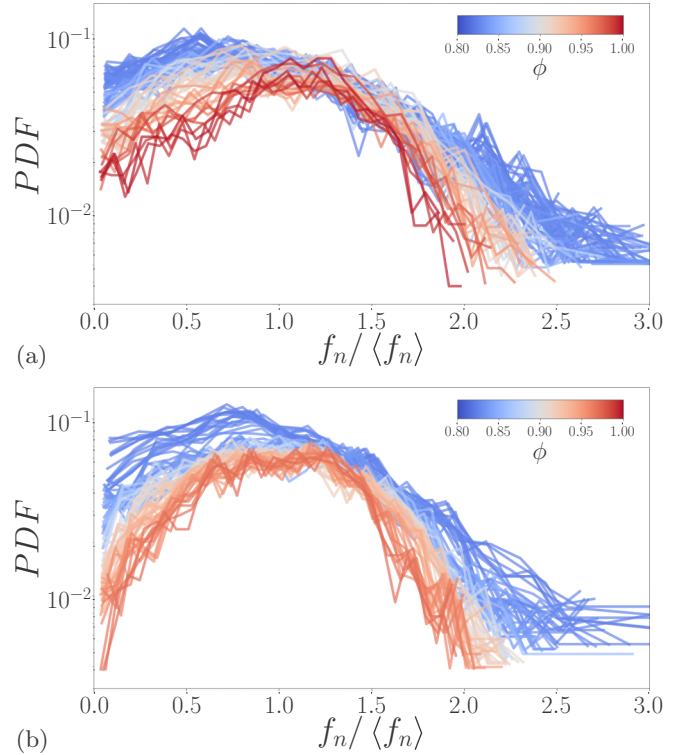


FIG. 10. Probability distribution function of the normal forces f_n normalized by the average normal force $\langle f_n \rangle$ for frictionless (a) pentagon and (b) disk packings, and for different packing fractions.

decay, whereas the density of forces below the mean follows a power law [19,70].

At the jamming point (dark blues in Fig. 10), the difference between the packings is almost indiscernible, except for a longer exponential decay in the packings of pentagons. This difference is also seen in the wider contact lines in Fig. 9(a) vs Fig. 9(c), which is consistent with previous analyses [58]. On the contrary, for higher pressures it is observed that the disks reach highly homogeneous PDFs, with distributions closer to Gaussian-like forms, in complete agreement with previous results presented by Kramar *et al.* [71]. For pentagon packings, the normal force distributions also tend to Gaussian-like forms but do not reach a very high homogeneity, preserving clear power laws for weak forces and having shorter exponential tails for strong forces. Yet, as in the disks, they show a higher density of normal forces around the mean value as the packing fraction increases.

The degree of homogeneity of the normal force network can be quantified by the so-called participation number Γ , defined as [72]

$$\Gamma = \left(N_c \sum_{i=1}^{N_c} q_i \right)^{-1}, \quad (7)$$

where N_c is the total number of contacts in the system and $q_i = f_i / \sum_{j=1}^{N_c} f_j$, with f_i the magnitude of the normal force at the contact i . For a homogeneous force distribution, Γ is equal to 1, while the limit in which the forces are completely heterogeneous corresponds to $\Gamma \simeq 0$. The evolution of Γ as a function of ϕ is shown in Fig. 11. In general, Γ increases with

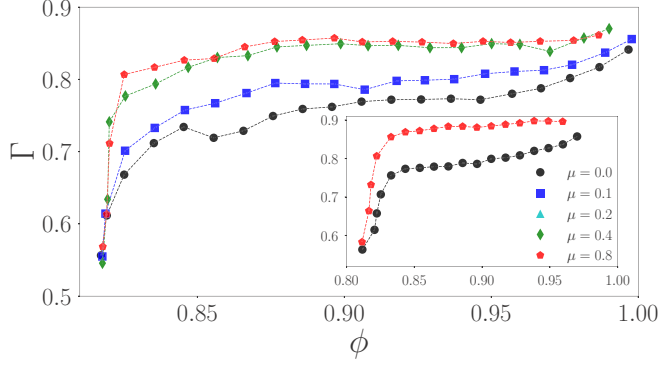


FIG. 11. Participation number Γ as a function of ϕ for assemblies of pentagons and disks (inset) and different friction coefficients.

ϕ from ~ 0.6 at the jammed state to values close to 0.85 at ϕ close to unity. These variations of Γ verify that the force chain network becomes more dense and homogenous as the packing fraction is increased far beyond the jammed point. It is worth noting that Γ increases with the friction, which suggests that the friction contributes to a faster homogenization of the force network.

2. Particle stress distribution

According to the definition of the tensorial moment [Eq. (1)], one can assign to each particle i a stress tensor $\sigma^i = \mathbf{M}^i/V_i$. From this particle stress tensor, we define the mean particle stress as $P_i = (\sigma_1^i + \sigma_2^i)/2$, with σ_1^i and σ_2^i the principal values of σ^i . The PDF of this particle stress, normalized by the mean $\langle P_i \rangle$, for frictionless assemblies of pentagons and for increasing packing fraction ϕ , is shown in Fig. 12(a). As a first approximation, the general shape of the distribution could be compared to a Gaussian distribution around $\langle P_i \rangle$. As the packing fraction increases, the particle stress distribution narrows around the mean value, highlighting the increasing homogenization of the stresses (in a similar way to the normal force distributions).

Figure 12(b) shows the evolution of the relative standard deviation SD of the distribution P_p , as a global measure of the heterogeneities, as a function of ϕ . In both assemblies and for all values of interparticle friction, SD declines with ϕ . Furthermore, we see that for a given value of ϕ , SD declines also with the interparticle friction. In other words, as observed for the distributions of forces just before (see Fig. 11), the particle stress also tends to be more homogeneous as the friction increases.

V. MICROMECHANICAL-BASED CONSTITUTIVE EQUATIONS

As mentioned above, a proper model that pictures the compaction of deformable packings should stand on its micromechanics, which means, on the physics at the scale of the particles and the contacts. In this direction, let us rewrite the granular stress tensor [Eq. (2)] from the scale of the contacts,

$$\sigma_{\alpha\beta} = \frac{1}{V} \sum_{c \in V} f_{\alpha}^c \ell_{\beta}^c = n_c \langle f_{\alpha}^c \ell_{\beta}^c \rangle_c, \quad (8)$$

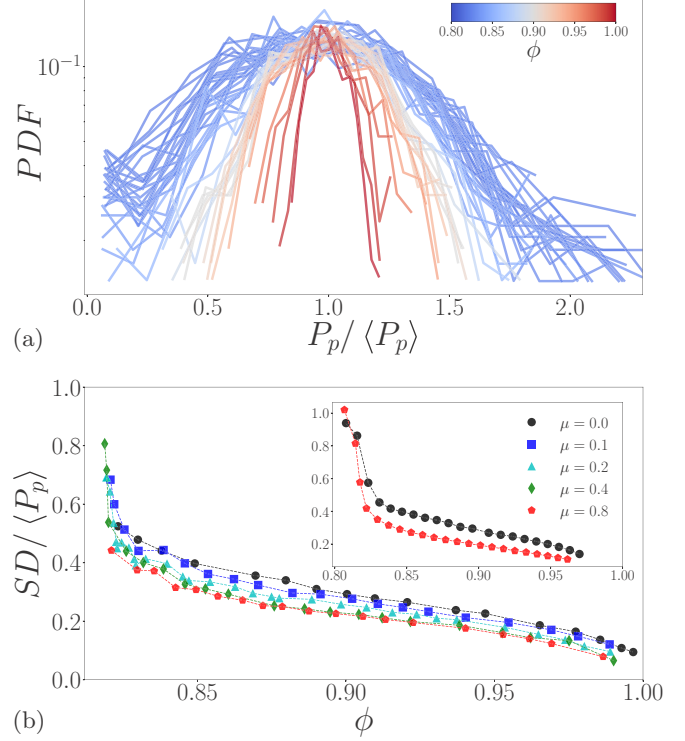


FIG. 12. (a) Probability distribution function of the particle stress P_i , normalized by the mean $\langle P_i \rangle$, for frictionless assemblies of pentagons and increasing packing fraction ϕ . (b) Standard deviation of the distribution P_p as a function of the packing fraction ϕ for assemblies of pentagons and disks (inset) and for various values of the friction coefficient.

where f_{α}^c is the α th component of the contact force acting on the contact c , and ℓ_{β}^c is the β th component of the branch vector (the vector joining the centers of the two particles in contact). The sum runs over all the contacts inside the volume V , and $\langle \dots \rangle_c$ is the average over all contacts. The density of contacts n_c , on the right-hand side of Eq. (8), is given by $n_c = N_c/V$, with N_c the total number of contacts in the volume V .

If we consider a small particle size distribution around the diameter $\langle d \rangle$, $\sum_{p \in V} V_p \simeq N_p V_p$, with $V_p = (n_s d^2/8) \sin(2\pi/n_s)$, with n_s the number of sides of any regular polygonal particle, and the contact density can be rewritten as $n_c \simeq 4\phi Z / (n_s d^2 \sin 2\pi/n_s)$, with $Z = 2N_c/N_p$ the coordination number. From the definition of P via the principal stresses of σ , we get

$$P \simeq \frac{\phi Z}{2} \sin \frac{2\pi}{n_s} \sigma_{\ell}, \quad (9)$$

with $\sigma_{\ell} = \langle f^c \cdot \ell^c \rangle_c / \langle d \rangle^2$, a measure of the mean contact stress, with \cdot the scalar product. Equation (9) emphasizes the mutual relation between P and ϕ through the packing structure described by the particle connectivity Z and the contact stress (σ_{ℓ}).

A. Small deformation approach

Let us consider the deformable particle assemblies as a network of bonds of length ℓ_c , centered on the contact point

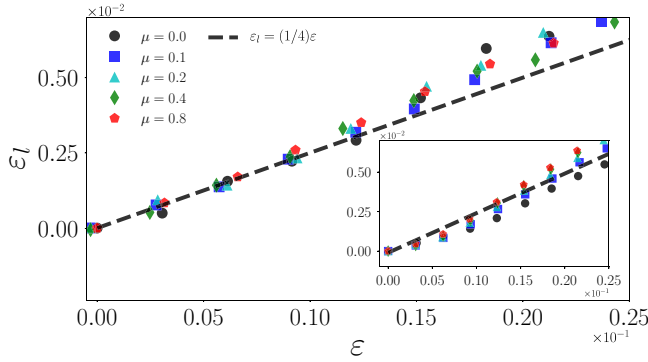


FIG. 13. Macroscopic volumetric strain ϵ_v as a function of the local strain ϵ_ℓ at the small deformation domain in assemblies of pentagons and disks (inset) for different values of friction.

of two particles. In the case of small and elastic deformations, we get $\sigma_\ell \sim \langle f^c \rangle_c / d = E \epsilon_\ell$, with $\epsilon_\ell = \langle \ln(\ell^c / d) \rangle_c$ a local strain, defined as the mean bond strain. Our simulations, for random packings and at small deformation, show that the local strain and the macroscopic volumetric strain are linearly dependent as $\epsilon_\ell \simeq (1/4)\epsilon_v$ (Fig. 13). Then, considering that $Z \rightarrow Z_0 \simeq 4$, Eq. (9) leads to

$$\frac{P_{sd}}{E} = -\frac{\phi}{\frac{n_s}{2} \sin \frac{2\pi}{n_s}} \ln \left(\frac{\phi_0}{\phi} \right), \quad (10)$$

the limit of $P(\phi)$ at small and elastic deformations.

The prediction given by Eq. (10) is shown in Fig. 2. As expected, we see a fair approximation of the compaction evolution in the small-strain domain but an increasing mismatch as the solid fraction increases.

B. Large deformation approach

In the literature, there are various theoretical approximations that relate P as a function of ϕ for large deformations [7–9,40–43,73]. All of them are based on different macroscopic assumptions that neglect the micromechanical fundamentals revealed by Eq. (9), and thus fitting parameters are needed to adjust the proposed theoretical expressions to the data. Nonetheless, it is relevant to note that most of them find that $P \propto \ln[(\phi_{\max} - \phi)/(\phi_{\max} - \phi_0)]$.

In the micromechanical development presented here, the challenging task consists in finding a functional form for both $\sigma_\ell(\phi)$ and $Z(\phi)$. First, for $\sigma_\ell(\phi)$ taking advantage of the proportionality of P with ϕ , together with Eq. (9), it is easy to show that $\sigma_\ell = -\alpha \ln[(\phi_{\max} - \phi)/(\phi_{\max} - \phi_0)]$, where the coefficient $\alpha = (\phi_{\max} - \phi_0)/(4\phi_0)$ is obtained from the limit to small deformation of Eq. (9). Second, we have shown that $Z(\phi)$ evolves as a power law of ϕ following Eq. (6). Then, using the above relations together with Eq. (9), we get the final expression of P as a function of ϕ :

$$\frac{P}{E} = -\left(\frac{\phi_{\max} - \phi_0}{4\phi_0 \frac{n_s}{2} \sin \frac{2\pi}{n_s}} \right) \{Z_0 - \xi (\phi - \phi_0)^\alpha\} \phi \ln \left(\frac{\phi_{\max} - \phi}{\phi_{\max} - \phi_0} \right). \quad (11)$$

Figure 2 presents our numerical data for pentagons and disks (inset) assemblies together with the compaction equation

given by Eq. (11) for $\mu_s = 0$ and $\mu_s = 0.8$. The predictions given by Eq. (11) are in good agreement with our simulations, capturing the asymptotes for small and very high pressures, the effect of the coefficient of friction, and the effect of the particle shape. In contrast to previous models, the only unknown parameter in this model is the maximum packing fraction ϕ_{\max} ; all other constants are determined from either the initial state, the mapping between the packing fraction and the coordination number, and the number of sides of the particles.

Going one step further, deriving Eq. (11) following Eq. (4) and neglecting small terms on $\phi \ln \phi$, we can obtain an explicit equation for the bulk evolution:

$$\frac{K}{E} = \left(\frac{\phi_{\max} - \phi_0}{4\phi_0 \frac{n_s}{2} \sin \frac{2\pi}{n_s}} \right) \frac{\phi^2}{(\phi_{\max} - \phi)} \{Z_0 + k(\phi - \phi_0)^\alpha\}. \quad (12)$$

Figure 3 shows the evolution of the above relation K/E as a function of ϕ , with a good fit for $\mu = 0.0$ and $\mu = 0.8$.

VI. CONCLUSIONS AND PERSPECTIVES

In this paper we investigate the compaction behavior of assemblies composed of soft pentagons by means of nonsmooth contact dynamics simulations. In order to see the effects of particle shape, we also simulate assemblies composed of soft circular particles. In both cases, the deformable particles are simulated following a hyperelastic neo-Hookean constitutive law using classical finite elements. The effect of friction was also systematically investigated by varying the coefficient of friction from 0 to 0.8. From the jammed state, packings were isotropically compressed by applying a constant velocity on the boundaries.

As a general finding, we observed that beyond the jamming state, both systems have similar behavior. At the macroscopic scale, the packing fraction increases rapidly and tends asymptotically to a maximum value ϕ_{\max} , where the bulk modulus diverges. At the microscopic scale, we show three important facts. First, the particle rearrangement is still important even after the jamming point. Second, the power-law relation between the coordination number and the packing fraction is still valid for assemblies of soft pentagons. And third, the contact forces and particle stress distributions become less broad as the level of compaction increases.

The main differences between the two systems come from the effect of friction. Basically, ϕ_{\max} declines as the friction is increased, but it decreases faster in assemblies of pentagons than in assemblies of disks. At the microscale, the rearrangement of the particles is higher for soft pentagons, although it declines as the interparticle is increased. Interestingly, the friction between the particles also contributes to a better homogenization of the contact force network in both systems.

Another relevant result is the extension of the compaction equation previously established for soft circular particle assemblies [44] to soft noncircular particle assemblies. Our model, derived from the micromechanical expression of the granular stress tensor and its limit to small and elastic deformation, is based on the joint evolution of the particle connectivity and the contact stress. From the expression of these well-defined quantities, we establish a compaction

equation and a bulk equation, free of ad hoc parameters, perfectly fitting our numerical data. The only unknown parameter appearing in our equations is the maximum packing fraction value.

A perspective to this work concerns the study of the effects of polydispersity of systems composed of highly deformable particles. In this case we would expect stronger coupled effects between applied pressure, particle rearrangement, and particle size ratio on the measured quantities. Also, an expected continuation of this work will be the analysis of the shear effects beyond the jammed state. In particular, several

questions still remain, such as, for example, the mechanical strength and the existence of a residual state like the one observed in rigid packings.

ACKNOWLEDGMENTS

We thank F. Dubois for the technical advice on LMGC90. We also acknowledge the support of the High-Performance Computing Platform MESO@LR.

-
- [1] G. Katgert and M. van Hecke, *Europhys. Lett.* **92**, 34002 (2010).
 - [2] G. Katgert, B. P. Tighe, and M. van Hecke, *Soft Matter* **9**, 9739 (2013).
 - [3] B. Maurin, P. Cañadas, H. Baudriller, P. Montcourrier, and N. Bettache, *J. Biomech.* **41**, 2036 (2008).
 - [4] Y. Chélin, K. Azzag, P. Cañadas, J. Averseng, S. Baghdiguian, and B. Maurin, *J. Biomech.* **46**, 1075 (2013).
 - [5] D. Bi, X. Yang, M. C. Marchetti, and M. L. Manning, *Phys. Rev. X* **6**, 021011 (2016).
 - [6] J. Mauer, S. Mendez, L. Lanotte, F. Nicoud, M. Abkarian, G. Gompper, and D. A. Fedosov, *Phys. Rev. Lett.* **121**, 118103 (2018).
 - [7] R. W. Heckel, *Trans. Metal. Soc. AIME* **221**, 671 (1961).
 - [8] L. Parilak, E. Dudrova, R. Bidulsky, and M. Kabatova, *Powder Technol.* **322**, 447 (2017).
 - [9] J. M. Montes, F. G. Cuevas, J. Cintas, Y. Torres, and E. Caballero, *Powder Metall.* **61**, 219 (2018).
 - [10] B. Andreotti, Y. Forterre, and O. Pouliquen, *Granular Media: Between Fluid and Solid* (Cambridge University Press, Cambridge, UK, 2013).
 - [11] E. Guyon, J.-Y. Delenne, F. Radjai, and E. Butler, *Built on Sand: The Science of Granular Materials* (MIT Press, Cambridge, MA, 2020).
 - [12] A. J. Liu and S. R. Nagel, *Nature (London)* **396**, 21 (1998).
 - [13] L. E. Silbert, D. Ertas, G. S. Grest, T. C. Halsey, and D. Levine, *Phys. Rev. E* **65**, 051307 (2002).
 - [14] E. I. Corwin, H. M. Jaeger, and S. R. Nagel, *Nature (London)* **435**, 1075 (2005).
 - [15] A. Keys, A. Abate, S. Glotzer, and D. Durian, *Nat. Phys.* **3**, 260 (2007).
 - [16] T. S. Majmudar, M. Sperl, S. Luding, and R. P. Behringer, *Phys. Rev. Lett.* **98**, 058001 (2007).
 - [17] R. J. Bathurst and L. Rothenburg, *ASME J. Appl. Mech.* **55**, 17 (1988).
 - [18] L. Rothenburg and Bathurst, *Geotechnique* **39**, 601 (1989).
 - [19] F. Radjai, D. E. Wolf, M. Jean, and J.-J. Moreau, *Phys. Rev. Lett.* **80**, 61 (1998).
 - [20] N. P. Kruyt and L. Rothenburg, *Acta Mech.* **225**, 2301 (2014).
 - [21] D.-H. Nguyen, E. Azéma, F. Radjai, and P. Sornay, *Phys. Rev. E* **90**, 012202 (2014).
 - [22] J. Wiącek and M. Molenda, *Int. J. Solids Struct.* **51**, 4189 (2014).
 - [23] A. G. Athanassiadis, M. Z. Miskin, P. Kaplan, N. Rodenberg, S. H. Lee, J. Merritt, E. Brown, J. Amend, H. Lipson, and H. M. Jaeger, *Soft Matter* **10**, 48 (2014).
 - [24] D. Cantor, E. Azéma, and I. Preechawuttipong, *Phys. Rev. E* **101**, 062901 (2020).
 - [25] W. F. Oquendo-Patiño and N. Estrada, *Granular Matter* **22**, 75 (2020).
 - [26] A. Donev, R. Connelly, F. H. Stillinger, and S. Torquato, *Phys. Rev. E* **75**, 051304 (2007).
 - [27] E. Azéma, F. Radjai, and F. Dubois, *Phys. Rev. E* **87**, 062203 (2013).
 - [28] Y. Zhao, K. Liu, M. Zheng, J. Barés, K. Dierichs, A. Menges, and R. P. Behringer, *Granular Matter* **18**, 24 (2016).
 - [29] Z. Nie, S. Liu, W. Hu, and J. Gong, *Particuology* **52**, 105 (2020).
 - [30] J. Landauer, M. Kuhn, D. S. Nasato, P. Foerst, and H. Briesen, *Powder Technol.* **361**, 711 (2020).
 - [31] T.-I. Vu and J. Barés, *Phys. Rev. E* **100**, 042907 (2019).
 - [32] S. Nezamabadi, T. H. Nguyen, J.-Y. Delenne, and F. Radjai, *Granular Matter* **19**, 8 (2016).
 - [33] J. Rojek, A. Zubelewicz, N. Madan, and S. Nosewicz, *Int. J. Numer. Methods Eng.* **114**, 828 (2018).
 - [34] A. Munjiza, *The Combined Finite-Discrete Element Method* (John Wiley and Sons, Ltd., New York, 2004).
 - [35] A. Boromand, A. Signoriello, F. Ye, C. S. O'Hern, and M. D. Shattuck, *Phys. Rev. Lett.* **121**, 248003 (2018).
 - [36] H. Jonsson, G. r. Alderborn, and G. Frenning, *Powder Technol.* **345**, 74 (2019).
 - [37] S. Nezamabadi, X. Frank, J. Y. Delenne, J. Averseng, and F. Radjai, *Comput. Phys. Commun.* **237**, 17 (2019).
 - [38] D. Wang, X. An, P. Han, H. Fu, X. Yang, and Q. Zou, *Math. Probl. Eng.* **2020**, 5468076 (2020).
 - [39] J.-P. Latham, J. Xiang, A. Farsi, C. Joulin, and N. Karantzoulis, *Comput. Part. Mech.* **7**, 975 (2020).
 - [40] M. M. Carroll and K. T. Kim, *Powder Metall.* **27**, 153 (1984).
 - [41] R. Panelli and F. Ambrozio Filho, *Powder Technol.* **114**, 255 (2001).
 - [42] J. Secondi, *Powder Metall.* **45**, 213 (2002).
 - [43] Y. X. Zhang, X. Z. An, and Y. L. Zhang, *Appl. Phys. A* **118**, 1015 (2014).
 - [44] D. Cantor, M. Cárdenas-Barrantes, I. Preechawuttipong, M. Renouf, and E. Azéma, *Phys. Rev. Lett.* **124**, 208003 (2020).
 - [45] D. J. Durian, *Phys. Rev. Lett.* **75**, 4780 (1995).
 - [46] T.-L. Vu, S. Nezamabadi, and S. Mora, *Soft Matter* **16**, 679 (2020).
 - [47] T.-L. Vu, S. Nezamabadi, and S. Mora, *J. Mech. Phys. Solids* **146**, 104201 (2021).
 - [48] M. Jean, *Comput. Methods Appl. Mech. Eng.* **177**, 235 (1999).
 - [49] F. Dubois, V. Acary, and M. Jean, *C.R. Mec.* **346**, 247 (2018).

- [50] git-xen.lmgc.univ-montp2.fr/lmgc90/lmgc90_user/wikis/home.
- [51] M. Renouf, F. Dubois, and P. Alart, *J. Comput. Appl. Math.* **168**, 375 (2004).
- [52] T.-L. Vu, J. Barés, S. Mora, and S. Nezamabadi, *Phys. Rev. E* **99**, 062903 (2019).
- [53] GDR MiDi, *Eur. Phys. J. E* **14**, 341 (2004).
- [54] J. Christoffersen, M. M. Mehrabadi, and S. Nemat-Nasser, *J. Appl. Mech.* **48**, 339 (1981).
- [55] K. Bagi, *J. Appl. Mech.* **66**, 934 (1999).
- [56] B. Cambou, in *Behaviour of Granular Materials*, edited by B. Cambou (Springer Vienna, Vienna, 1998), pp. 171–216.
- [57] F. Nicot, N. Hadda, M. Guessasma, J. Fortin, and O. Millet, *Int. J. Solids Struct.* **50**, 2508 (2013).
- [58] E. Azéma, F. Radjai, R. Peyroux, and G. Saussine, *Phys. Rev. E* **76**, 011301 (2007).
- [59] C. F. Moukarzel, *Phys. Rev. Lett.* **81**, 1634 (1998).
- [60] J.-N. Roux, *Phys. Rev. E* **61**, 6802 (2000).
- [61] M. van Hecke, *J. Phys.: Condens. Matter* **22**, 033101 (2009).
- [62] Y. Zhao, J. Barés, H. Zheng, C. S. Bester, Y. Xu, J. E. S. Socolar, and R. P. Behringer, *Granular Matter* **21**, 90 (2019).
- [63] Y. Xu, J. Barés, Y. Zhao, and R. P. Behringer, *EPJ Web of Conferences* **140**, 06010 (2017).
- [64] M. Cárdenas-Barrantes, D. Cantor, J. Barés, M. Renouf, and E. Azéma, *Phys. Rev. E* **102**, 032904 (2020).
- [65] D. M. Mueth, H. M. Jaeger, and S. R. Nagel, *Phys. Rev. E* **57**, 3164 (1998).
- [66] S. J. Antony, *Phys. Rev. E* **63**, 011302 (2000).
- [67] E. Azéma, F. Radjai, and G. Saussine, *Mech. Mater.* **41**, 729 (2009).
- [68] J. M. Valverde and A. Castellanos, *Europhys. Lett. (EPL)* **75**, 985 (2006).
- [69] M. Cox, D. Wang, J. Barés, and R. P. Behringer, *Europhys. Lett.* **115**, 64003 (2016).
- [70] L. A. Pugnaloni, C. M. Carlevaro, M. Kramár, K. Mischaikow, and L. Kondic, *Phys. Rev. E* **93**, 062902 (2016).
- [71] M. Kramar, A. Goulet, L. Kondic, and K. Mischaikow, *Phys. Rev. E* **87**, 042207 (2013).
- [72] H. P. Zhang and H. A. Makse, *Phys. Rev. E* **72**, 011301 (2005).
- [73] A. Platzer, S. Rouhanifar, P. Richard, B. Cazacliu, and E. Ibraim, *Granular Matter* **20**, 81 (2018).