



HAL
open science

Power Allocation for Uplink Multiband Satellite Communications with Nonlinear Impairments

Arthur Louchart, Philippe Ciblat, Charly Poulliat

► **To cite this version:**

Arthur Louchart, Philippe Ciblat, Charly Poulliat. Power Allocation for Uplink Multiband Satellite Communications with Nonlinear Impairments. *IEEE Communications Letters*, 2021, 25 (8), pp.2713-2717. 10.1109/LCOMM.2021.3087408 . hal-03259427

HAL Id: hal-03259427

<https://hal.science/hal-03259427>

Submitted on 29 Sep 2023

HAL is a multi-disciplinary open access archive for the deposit and dissemination of scientific research documents, whether they are published or not. The documents may come from teaching and research institutions in France or abroad, or from public or private research centers.

L'archive ouverte pluridisciplinaire **HAL**, est destinée au dépôt et à la diffusion de documents scientifiques de niveau recherche, publiés ou non, émanant des établissements d'enseignement et de recherche français ou étrangers, des laboratoires publics ou privés.

Power Allocation for Uplink Multiband Satellite Communications with Nonlinear Impairments

Arthur Louchart, *Student Member, IEEE*, Philippe Ciblat, *Senior Member, IEEE*,
and Charly Poulliat, *Member, IEEE*

Abstract—In this letter, we develop some generic power allocation strategies in an uplink multiband satellite communications system when nonlinear impairments on the High-Power Amplifier onboard satellite occur. Based on the capacity closed-form expression related to receivers seeing nonlinear interference as a noise, we propose practical and scalable algorithms for three power allocation problems: *i*) sum-power minimization, *ii*) maximization of minimum per-user data rate, *iii*) sum-rate maximization. We show that the solutions mainly rely on Geometric Programming and/or Successive Convex Approximation approaches. The proposed solutions outperform naive approaches while enabling user scalability contrary to optimal brute-force grid search algorithms.

Index Terms—Power allocation, nonlinear interference, capacity, high-power amplifier.

I. INTRODUCTION

WITH the exponential increase in data traffic, satellite communication systems coupled with the next generation of cellular networks are becoming a key element. We actually focus on uplink/return link satellite communications around Ka-band where the terrestrial antennas may correspond to relay points from terrestrial systems, the satellite acts as a relay to the final terrestrial gateway [1], [2]. In this context, papers dealing with resource allocation, e.g., [2], [3] and references therein, assumed that the satellite's high-power amplifier (HPA) operates in a linear regime. In [4], a closed-form expression for the sum-capacity has been derived when nonlinearity at the HPA is considered and significant gains have been remarked when resource allocation is performed. Nevertheless, their algorithm is just a brute-force grid search. The main originality and contribution of this letter is to take into account the nonlinear behavior of the satellite HPA for deriving generic and practical resource allocation algorithms. We consider that the data rate relies on the capacity where the nonlinear interference is seen as an additional noise.

When the HPA operates as a nonlinear device, the data rate (obtained through the capacity) depends on the nonlinear interference. The case of linear interference has been widely studied in the literature dealing with wireless communications, e.g., [5], [6]. The case of nonlinear interference has been only pointed out in a few papers [6], [7].

This work has been funded by ANR through the SIERRA French-Luxembourgian grant.

Arthur Louchart and Philippe Ciblat are with LTCI, Telecom Paris, Institut Polytechnique de Paris, Palaiseau, France (e-mail: {arthur.louchart, philippe.ciblat}@telecom-paris.fr).

Charly Poulliat is with IRIT, INP-ENSEEIH, University of Toulouse, Toulouse, France (e-mail: charly.poulliat@enseeiht.fr).

Actually, it is mentioned in [7] that the third-order intermodulation interference may be managed through Geometric Programming (GP) for power optimization, but no simulations are performed. In [6], only a class of nonlinear interference is considered and does not fit with our case. Our paper is technically related to [5] since their tools remain valid in our case although this reference deals with linear interference.

The rest of the paper is organized as follows: the system model is introduced in Section II. The considered optimization problems are presented and solved in Section III. Numerical results are provided in Section IV. Concluding remarks and perspectives are drawn in Section V.

II. SYSTEM MODEL

We consider an uplink single-beam multiband satellite communication system, with K terrestrial users using orthogonal subbands to avoid interference [2]. We assume that the subband assignment has been already done.

User k , with $k = \{1 \cdots K\}$, transmits an independent and identically-distributed symbol sequence $\{a_{k,n}\}_{n \in \mathbb{Z}}$ towards the satellite where n is the sample number, with $P_k = \mathbb{E}[|a_{k,n}|^2]$ its transmit power. The channel gain G_k between user k and the satellite is obtained with the user location [2]. The HPA onboard the satellite induces nonlinear effects on the signal. We assume a perfect link between the satellite and the gateway, because the downlink uses a different frequency and involves broadcast to a single gateway. Thus, the received samples for user k at the gateway, denoted by $z_{k,n}$, write as follows [4]:

$$z_{k,n} = z_{k,n}^L + z_{k,n}^{NL} + w_{k,n} \quad (1)$$

with

$$z_{k,n}^L = \gamma_1 \sqrt{G_k} a_{k,n}, \quad (2)$$

$$\begin{aligned} z_{k,n}^{NL} = & \gamma_3 \sum_{k_1, k_2, k_3=1}^K \sum_{n_1, n_2, n_3 \in \mathbb{Z}} a_{k_1, n-n_1} a_{k_2, n-n_2} a_{k_3, n-n_3}^* \\ & \times \sqrt{G_{k_1} G_{k_2} G_{k_3}} e^{2i\pi(k_1+k_2-k_3-k)\Delta F n T_s} \\ & \times h_3(n_1 T_s, n_2 T_s, n_3 T_s, k_1 + k_2 - k_3 - k), \end{aligned} \quad (3)$$

where $w_{k,n}$ is the sampled additive white zero-mean Gaussian noise (AWGN) with variance $\mathcal{P}_W = \mathbb{E}[|w_{k,n}|^2]$ and ΔF is the width of a subband. The coefficients γ_1 and γ_3 are positive and characterize the nonlinear distortion of the HPA. The Volterra kernel $h_3(t_1, t_2, t_3, \ell)$ is written as follows:

$$\begin{aligned} h_3(t_1, t_2, t_3, \ell) = & \int_{\mathbb{R}} p_T(t_1 - \tau) p_T(t_2 - \tau) \\ & \times p_T(t_3 - \tau) p_R(\tau) e^{-2i\pi\ell\Delta F\tau} d\tau \end{aligned} \quad (4)$$

where $p_T(t)$ and $p_R(t)$ are respectively the shaping filter and matched filter that satisfy Nyquist's criterion.

The nonlinear interference is correlated to the useful signal. However, in this letter, we consider a receiver which is not able to exploit the nonlinear part of the signal. This receiver then interprets the nonlinear effect as additional noise. Under this condition, according to [4], the capacity of user k is

$$C(k) = \log_2 \left(1 + \frac{\mathcal{P}_L(k)}{\mathcal{P}_{NL}(k) + \mathcal{P}_W} \right) \quad (5)$$

where $\mathcal{P}_L(k)$ and $\mathcal{P}_{NL}(k)$ are respectively the power of the useful signal and the nonlinear interference power for user k , whose expressions are given by

$$\mathcal{P}_L(k) = \gamma_1^2 G_k P_k \quad (6)$$

and

$$\begin{aligned} \mathcal{P}_{NL}(k) = & 4\gamma_3^2 \alpha^{(1)} G_k P_k \sum_{k', k''=1}^K G_{k'} G_{k''} P_{k'} P_{k''} \\ & + 2\gamma_3^2 \alpha^{(2)} \sum_{\substack{k_1, k_2, k_3=1 \\ k=k_1+k_2-k_3}}^K G_{k_1} G_{k_2} G_{k_3} P_{k_1} P_{k_2} P_{k_3} \\ & + 4\gamma_3^2 \beta^{(1)} (\tilde{\delta}_{k,1} G_{k-1} P_{k-1} + \tilde{\delta}_{k,K} G_{k+1} P_{k+1}) \\ & \times \sum_{k', k''=1}^K G_{k'} G_{k''} P_{k'} P_{k''} \\ & + 2\gamma_3^2 \beta^{(2)} \sum_{\substack{k_1, k_2, k_3=1 \\ k=k_1+k_2-k_3+1}}^K G_{k_1} G_{k_2} G_{k_3} P_{k_1} P_{k_2} P_{k_3} \end{aligned} \quad (7)$$

where $\tilde{\delta}_{k,k'} = 1 - \delta_{k,k'}$ with $\delta_{k,k'}$ the Kronecker index. The coefficients $\alpha^{(i)}$ and $\beta^{(i)}$ are positive, and depend on the Volterra kernel [4].

Based on Eq. (5) as an evaluation of the data rate for user k , we will explore in the following section different allocation strategies for the transmit power vector $\mathbf{P} = [P_1, \dots, P_K]$.

III. NONLINEAR IMPAIRMENTS AWARE POWER ALLOCATION STRATEGIES

We hereafter consider three power allocation problems characterized by different objective functions and constraints. For each problem, we propose a reformulation for which efficient optimization procedure can be deduced or proposed.

For all studied problems, we assume the same mask constraint on the transmit power for any user k , namely

$$0 \leq P_k \leq P_{\max} \quad \forall k = 1, \dots, K, \quad (C1)$$

where P_{\max} is the maximum transmit power.

We highlight some properties for $\mathcal{P}_L(k)$ and $\mathcal{P}_{NL}(k)$. To that end, let us consider the following two definitions.

Definition 1: A monomial function takes the following form:

$$f(P_1, \dots, P_K) = c P_1^{b_1} \dots P_K^{b_K}$$

with $c \in \mathbb{R}^+$ and $b_k \in \mathbb{R}$.

Definition 2: A posynomial function has the following form:

$$Q(P_1, \dots, P_K) = \sum_{n=1}^N f_n(P_1, \dots, P_K)$$

where $\{f_n\}_{n=1, \dots, N}$ are monomial functions.

Consequently, functions defined in Eqs (6)-(7) are monomial and posynomial with respect to \mathbf{P} respectively. An optimization problem where the objective function and inequality constraints are posynomial is called GP and can be solved by convex programming after a change of variables [7].

A. Minimization of the sum-power

We consider the sum-power minimization under a per-user target data rate constraint. The related problem writes as:

Problem 1:

$$\min_{\mathbf{P}} \sum_{k=1}^K P_k \quad (P1)$$

s.t. (C1)

$$\log_2 \left(1 + \frac{\mathcal{P}_L(k)}{\mathcal{P}_{NL}(k) + \mathcal{P}_W} \right) \geq R_k^t \quad \forall k = 1, \dots, K \quad (C2)$$

where R_k^t is the target data rate for user k . Note that the problem may be infeasible if R_k^t is too large. In the case of a linear interference, the feasibility conditions are given in [8]. The nonlinear interference due to the HPA is taken into account through the constraint (C2). This constraint can be rewritten as follows:

$$\mathcal{P}_L(k)^{-1} (\mathcal{P}_{NL}(k) + \mathcal{P}_W) \leq \frac{1}{2^{R_k^t} - 1} \quad \forall k = 1, \dots, K \quad (C2')$$

where $\mathcal{P}_L(k)$ is monomial, $\mathcal{P}_{NL}(k)$ is posynomial, and \mathcal{P}_W is a constant. Consequently, the Left-Hand Side (LHS) in Eq. (C2') is posynomial. Therefore, Problem 1 is GP with respect to \mathbf{P} , and can be efficiently solved by numerical algorithms [7].

B. Maximization of the minimum per-user data rate

We address the maximization of the minimum individual data rate. The corresponding problem writes as follows:

Problem 2:

$$\max_{\mathbf{P}} \min_k \log_2 \left(1 + \frac{\mathcal{P}_L(k)}{\mathcal{P}_{NL}(k) + \mathcal{P}_W} \right) \quad (P2)$$

s.t. (C1).

As the logarithmic function is monotonically increasing, Problem 2 takes the following equivalent formulation:

$$\max_{\mathbf{P}} \min_k \frac{\mathcal{P}_L(k)}{\mathcal{P}_{NL}(k) + \mathcal{P}_W} \quad (P2')$$

s.t. (C1)

where the objective function is related to the signal-to-interference-plus-noise ratio (SINR) depending on the nonlinear interference term. Due to the minimization operator, this problem is not GP yet, but it can be circumvented by introducing the epigraph form as in [9]. This leads to the following problem formulation:

$$\min_{\mathbf{P}, t} t^{-1} \quad (P2'')$$

s.t. (C1),

$$\mathcal{P}_L(k)^{-1} (\mathcal{P}_{NL}(k) + \mathcal{P}_W) t \leq 1 \quad \forall k = 1, \dots, K. \quad (C3)$$

As the LHS in Eq. (C3) is posynomial with respect to \mathbf{P} and t , Problem P2'' is GP, and once again can be efficiently solved by numerical algorithms.

C. Maximization of the sum-rate

We study the maximization of the sum-capacity. The corresponding problem states as follows:

Problem 3:

$$\begin{aligned} \max_{\mathbf{P}} \sum_{k=1}^K \log_2 \left(1 + \frac{\mathcal{P}_L(k)}{\mathcal{P}_{NL}(k) + \mathcal{P}_W} \right) \quad (\text{P3}) \\ \text{s.t.} \quad (\text{C1}). \end{aligned}$$

Like [5], the objective function (P3) is rewritten in order to exhibit a ratio of posynomial functions:

$$\begin{aligned} \min_{\mathbf{P}} \frac{\prod_{k=1}^K [\mathcal{P}_{NL}(k) + \mathcal{P}_W]}{\prod_{k=1}^K [\mathcal{P}_L(k) + \mathcal{P}_{NL}(k) + \mathcal{P}_W]} \quad (\text{P3}') \\ \text{s.t.} \quad (\text{C1}) \end{aligned}$$

As the denominator is not a monomial, Eq. (P3') remains a ratio of posynomials and so does not boil down to GP. We thus need to deal with a nonconvex optimization problem. A standard way for reaching a stationary point of the optimization problem is to resort to the so-called Successive Convex Approximation (SCA) method. The main idea of SCA is to upper-bound the nonconvex objective function by a convex function approximating well the objective function at a given point, then to solve the problem with the upper-bound, and to iterate at the new given point. The convex upper-bound \tilde{f}_i at iteration i of the nonconvex objective function f has to satisfy the following conditions: *i)* $f(\mathbf{x}) \leq \tilde{f}_i(\mathbf{x})$, $\forall \mathbf{x}$, *ii)* $f(\mathbf{x}_i) = \tilde{f}_i(\mathbf{x}_i)$, and *iii)* $\nabla f(\mathbf{x}_i) = \nabla \tilde{f}_i(\mathbf{x}_i)$ where \mathbf{x}_i is the given point at iteration i corresponding to the solution at iteration $(i-1)$.

In order to apply SCA, our objective is now to find a tight upper-bound for Eq. (P3') which is either directly convex or GP. In [5] where the interference is linear, it is proposed to replace the denominator with a monomial satisfying the SCA conditions. At each step, this leads to a GP problem since a ratio of posynomial and monomial is a posynomial. Here, we can follow the same approach even if the interference is nonlinear. At iteration i (for which the approximation is done around the point $\mathbf{P}_i = [P_{1,i}, \dots, P_{K,i}]$), we solve the following Problem leading to the next point \mathbf{P}_{i+1}

$$\begin{aligned} \min_{\mathbf{P}} \frac{\prod_{k=1}^K [\mathcal{P}_{NL}(k) + \mathcal{P}_W]}{\prod_{k=1}^K \tilde{Q}_{k,i}(\mathbf{P})} \quad (\text{P4}) \\ \text{s.t.} \quad (\text{C1}) \end{aligned}$$

where $\tilde{Q}_{k,i}(\mathbf{P})$ is a monomial approximation of the denominator $Q_k(\mathbf{P}) := \mathcal{P}_L(k) + \mathcal{P}_{NL}(k) + \mathcal{P}_W$ at the point \mathbf{P}_i . In order the objective function in Eq. (P4) to satisfy the SCA conditions for the original objective function in Eq. (P3'), this approximation is given by

$$\begin{aligned} \tilde{Q}_{k,i}(\mathbf{P}) = \prod_{k',k''=1}^K \left(\frac{4\gamma_3^2 \alpha^{(1)} G_k G_{k'} G_{k''} P_k P_{k'} P_{k''}}{\theta_{k',k''}^{(1)}(k)} \right)^{\theta_{k',k''}^{(1)}(k)} \\ \times \prod_{\substack{k_1, k_2, k_3=1 \\ k=k_1+k_2-k_3}}^K \left(\frac{2\gamma_3^2 \alpha^{(2)} G_{k_1} G_{k_2} G_{k_3} P_{k_1} P_{k_2} P_{k_3}}{\theta_{k_1, k_2, k_3}^{(2)}(k)} \right)^{\theta_{k_1, k_2, k_3}^{(2)}(k)} \end{aligned}$$

$$\begin{aligned} \times \prod_{k',k''=1}^K \left(\frac{4\gamma_3^2 \beta^{(1)} \tilde{\delta}_{k,1} G_{k-1} G_{k'} G_{k''} P_{k-1} P_{k'} P_{k''}}{\theta_{k',k''}^{(3)}(k)} \right)^{\theta_{k',k''}^{(3)}(k)} \\ \times \prod_{k',k''=1}^K \left(\frac{4\gamma_3^2 \beta^{(1)} \tilde{\delta}_{k,K} G_{k+1} G_{k'} G_{k''} P_{k+1} P_{k'} P_{k''}}{\theta_{k',k''}^{(4)}(k)} \right)^{\theta_{k',k''}^{(4)}(k)} \\ \times \prod_{\substack{k_1, k_2, k_3=1 \\ k=k_1+k_2-k_3 \pm 1}}^K \left(\frac{2\gamma_3^2 \beta^{(2)} G_{k_1} G_{k_2} G_{k_3} P_{k_1} P_{k_2} P_{k_3}}{\theta_{k_1, k_2, k_3}^{(5)}(k)} \right)^{\theta_{k_1, k_2, k_3}^{(5)}(k)} \\ \times \left(\frac{\gamma_1^2 G_k P_k}{\mu(k)} \right)^{\mu(k)} \left(\frac{\mathcal{P}_W}{\nu(k)} \right)^{\nu(k)} \quad (8) \end{aligned}$$

with

$$\theta_{k',k''}^{(1)}(k) = \frac{4\gamma_3^2 \alpha^{(1)} G_k G_{k'} G_{k''} P_{k,i} P_{k',i} P_{k'',i}}{Q_k(\mathbf{P}_i)}, \quad (9)$$

$$\theta_{k_1, k_2, k_3}^{(2)}(k) = \frac{2\gamma_3^2 \alpha^{(2)} G_{k_1} G_{k_2} G_{k_3} P_{k_1, i} P_{k_2, i} P_{k_3, i}}{Q_k(\mathbf{P}_i)}, \quad (10)$$

$$\theta_{k',k''}^{(3)}(k) = \frac{4\gamma_3^2 \beta^{(1)} \tilde{\delta}_{k,1} G_{k-1} G_{k'} G_{k''} P_{k-1, i} P_{k', i} P_{k'', i}}{Q_k(\mathbf{P}_i)}, \quad (11)$$

$$\theta_{k',k''}^{(4)}(k) = \frac{4\gamma_3^2 \beta^{(1)} \tilde{\delta}_{k,K} G_{k+1} G_{k'} G_{k''} P_{k+1, i} P_{k', i} P_{k'', i}}{Q_k(\mathbf{P}_i)}, \quad (12)$$

$$\theta_{k_1, k_2, k_3}^{(5)}(k) = \frac{2\gamma_3^2 \beta^{(2)} G_{k_1} G_{k_2} G_{k_3} P_{k_1, i} P_{k_2, i} P_{k_3, i}}{Q_k(\mathbf{P}_i)}, \quad (13)$$

$$\mu(k) = \frac{\gamma_1^2 G_k P_{k,i}}{Q_k(\mathbf{P}_i)}, \quad (14)$$

$$\nu(k) = \frac{\mathcal{P}_W}{Q_k(\mathbf{P}_i)}. \quad (15)$$

We summarize the algorithm for solving Problem P3' below.

Algorithm 1 Procedure for solving Problem P3'

- 1: Set $\epsilon > 0$, $E = \epsilon + 1$, $i = 0$
 - 2: Find \mathbf{P}_0 a feasible solution of Problem P3'
 - 3: Compute the sum-capacity C_0 using Eq. (5)
 - 4: **while** $E > \epsilon$ **do**
 - 5: Compute $\tilde{Q}_{k,i}(\mathbf{P})$ around \mathbf{P}_i , using Eq. (8)
 - 6: Find \mathbf{P}_{i+1} the optimal solution of Problem P4
 - 7: Compute the sum-capacity C_{i+1} and $E = |C_{i+1} - C_i|$
 - 8: $i = i + 1$
 - 9: **end while**
 - 10: **return** $\mathbf{P}^* = \mathbf{P}_i$
-

Note that this approach is equivalent to SCA used for Difference of Convex (DoC), by applying the logarithm function to Eq. (P3'), exponential change of variables, and linear approximation of the second convex function in DoC [10].

IV. NUMERICAL RESULTS

We consider a multiband single-beam satellite system operating in the Ka-band for the uplink (27.5-29.5 GHz). The subband assignment has been already performed. The shaping filter is a square-root raised cosine filter with roll-off 0.25, and the values γ_1 and γ_3 are 1 and 0.05 respectively. The maximum power is $P_{\max} = 50\text{W}$. The channel gains $\{G_k\}_k$

are computed according to [2], and we consider that one third of users undergoes rainy weather conditions, which degrade the channel gain [11] by at most a factor of 10dB. Within a beam, for the same weather condition, the maximum difference is 3dB between the user's channel gains. Consequently, the maximum difference becomes 13dB when some users undergo rainy conditions. Unless otherwise stated, we have $K = 6$ users, including two users with rainy conditions.

For any figure, we plot at least the value of the considered objective function for *i*) the *naive* allocation where the users use the same transmit power P which is then optimized for this objective function, and *ii*) the allocation, denoted by P^* , proposed in the paper for this objective function. In addition, we display the optimal value of the objective function for the AWGN case, i.e., when we force $\mathcal{P}_{NL}(k) = 0$. We use the CVX toolbox to solve GP problems [12].

In Fig. 1, we plot the sum-power versus the target data rate obtained for two resource allocations related to Problem 1. We fix the same target for all users, and we inspect three values for the pre-amplifier gain, denoted by G_{amp} . This device is located before the HPA which operates into linear or nonlinear mode depending on the tuning of the pre-amplifier. We remark that the optimal power allocation enables us to reach much higher target data rate when operating in nonlinear mode.

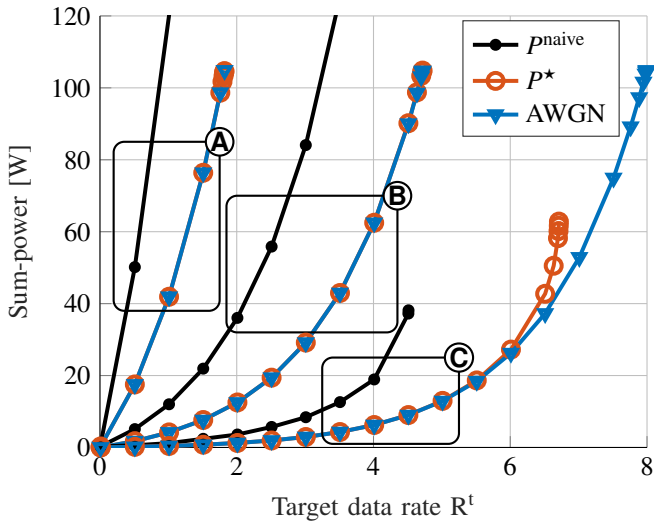


Fig. 1. Sum-power vs. target data rate $R_k^t = R^t$ with $G_{amp} \in \{-10, 0, +10\}$ dB (A, B and C respectively).

In Fig. 2, we plot the minimum user data rate versus the pre-amplifier gain for two power allocations related to Problem 2. Once again, for high pre-amplifier gain, the proposed algorithm outperforms the naive one.

In Fig. 3, we plot the sum-capacity versus the pre-amplifier gain obtained for two resource allocations related to Problem 3. We consider the case where the algorithm is computed by knowing perfectly the channel gain as well as by knowing imperfectly the channel gain. The error on G_k is uniformly distributed with a standard deviation ϵ . We remark a significant gain in capacity when the proposed power allocation by Algorithm 1 is implemented as soon as the nonlinearity occurs.

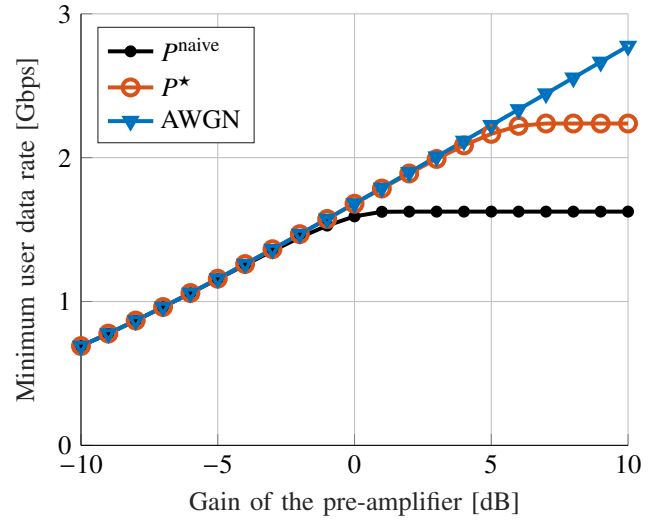


Fig. 2. Minimum of user data rate vs. pre-amplifier gain G_{amp} .

This algorithm is also strongly robust to a misknowledge of the channel gains.

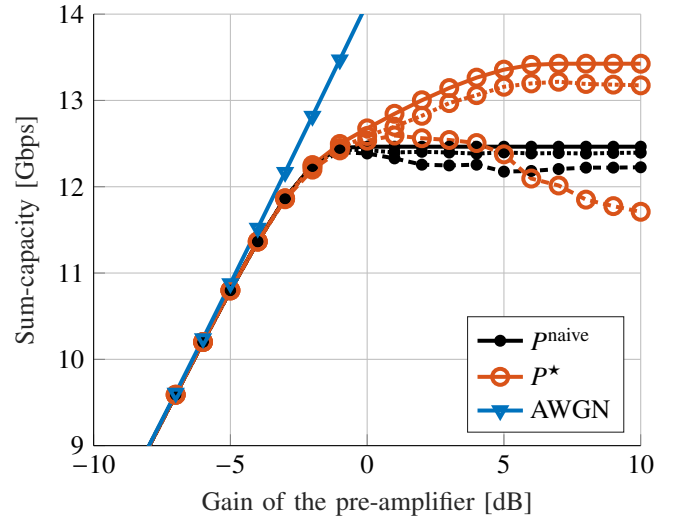


Fig. 3. Sum-capacity vs. pre-amplifier gain G_{amp} with $\epsilon \in \{30, 50\}\%$ (in dotted and dashed line respectively). The solid line is the case of perfect channel gain estimation.

In Table I, we display the value of the powers provided by our proposed Algorithm 1 and the naive algorithm related to Problem 3 for various pre-amplifier gain values. We show that the channel gain as well as the pre-amplifier gain have an influence on the resource allocation. We unsurprisingly show that for low pre-amplifier gain, the linear regime leads to $P_k = P_{max}$. Less obvious, for high pre-amplifier gain, the terms $G_k P_k$ are almost constant. And in-between, the solution is less straightforward. Especially, we do not know in advance (since it depends on each component of the set $\{G_k\}$ and their relative value to P_{max}) which regime could be applied. Therefore our generic algorithm providing a relevant solution whatever the regime is of interest.

In Fig. 4, we plot the sum-capacity versus the number of

TABLE I
POWER OUTPUTS FOR TWO POWER ALLOCATIONS RELATED TO PROBLEM 3 UNDER RAINY CONFIGURATION.

| | User | 1 | 2 | 3 | 4 | 5 | 6 | |
|-----|-------------------------|-----------|-----------------|-----------|-----------|-----------|-----------------|-----------|
| | | | rainy condition | | | | rainy condition | |
| | Channel gain [dB] | G_1 | G_2 | G_3 | G_4 | G_5 | G_6 | |
| | Pre-amplifier gain [dB] | Algorithm | P_1 [W] | P_2 [W] | P_3 [W] | P_4 [W] | P_5 [W] | P_6 [W] |
| -10 | Naive | 50.00 | 50.00 | 50.00 | 50.00 | 50.00 | 50.00 | |
| | Algo. 1 | 50.00 | 50.00 | 50.00 | 50.00 | 50.00 | 50.00 | |
| 0 | Naive | 37.05 | 37.05 | 37.05 | 37.05 | 37.05 | 37.05 | |
| | Algo. 1 | 33.60 | 50.00 | 28.71 | 28.98 | 32.40 | 50.00 | |
| 2 | Naive | 23.38 | 23.38 | 23.38 | 23.38 | 23.38 | 23.38 | |
| | Algo. 1 | 20.56 | 50.00 | 17.62 | 17.78 | 19.85 | 50.00 | |
| 5 | Naive | 11.72 | 11.72 | 11.72 | 11.72 | 11.72 | 11.72 | |
| | Algo. 1 | 9.53 | 50.00 | 8.22 | 8.30 | 9.22 | 50.00 | |
| 6 | Naive | 9.31 | 9.31 | 9.31 | 9.31 | 9.31 | 9.31 | |
| | Algo. 1 | 7.29 | 50.00 | 6.30 | 6.36 | 7.06 | 50.00 | |
| 7 | Naive | 7.39 | 7.39 | 7.39 | 7.39 | 7.39 | 7.39 | |
| | Algo. 1 | 5.70 | 39.77 | 4.93 | 4.97 | 5.51 | 50.00 | |
| 10 | Naive | 3.71 | 3.71 | 3.71 | 3.71 | 3.71 | 3.71 | |
| | Algo. 1 | 2.78 | 19.42 | 2.41 | 2.43 | 2.68 | 35.39 | |

users for three resource allocations related to Problem P3 with $G_{\text{amp}} = 10\text{dB}$. One allocation relies on *brute-force grid search*, which is a search on a pre-defined grid point. But in order to be scalable, we fix the complexity to 10,000 points in the whole K -D grid whatever K . We remark the naive algorithms and the proposed Algorithm are scalable while the brute-force degrades significantly.

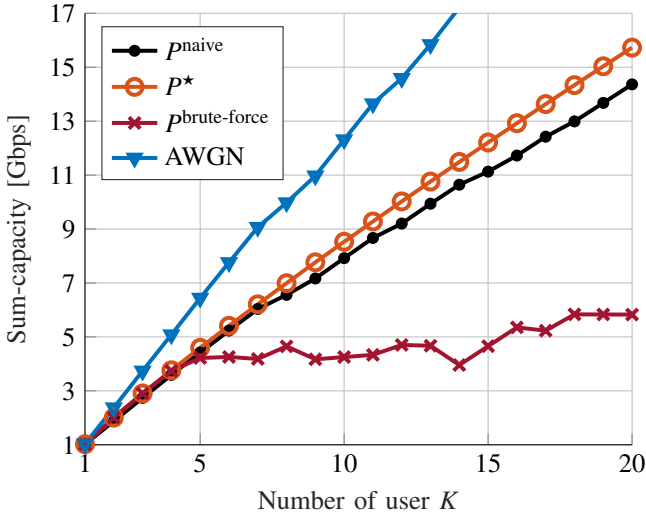


Fig. 4. Sum-capacity vs. number of users K with $G_{\text{amp}} = 10\text{dB}$.

V. CONCLUSION AND PERSPECTIVES

For satellite communications with nonlinear interference, we proposed one power allocation outperforming naive and brute-force approaches. For future works, we suggest *i)* to address a cognitive setup as in [3], and *ii)* to allocate the powers according to the capacity related to the receivers taken into account the nonlinear effects (see Eq. (13) in [4]).

REFERENCES

- [1] B. Evans, P. Thompson, E. Lagunas, S. K. Sharma, D. Tarchi, and V. Icolari, "Extending the usable Ka band spectrum for satellite communications: The CoRaSat project," in *Wireless and Satellite Systems (WiSATS)*, Bradford, UK, 2015, pp. 119–132.
- [2] E. Lagunas, S. K. Sharma, S. Maleki, S. Chatzinotas, and B. Ottersten, "Resource allocation for cognitive satellite communications with incumbent terrestrial networks," *IEEE Transactions on Cognitive Communications and Networking*, vol. 1, no. 3, pp. 305–317, Mar. 2015.
- [3] A. Louchart, P. Ciblat, and P. de Kerret, "Resource optimization for cognitive satellite systems with incumbent terrestrial receivers," in *Proc. European Signal Processing Conference (EUSIPCO)*, A Coruna, Spain, 2019, pp. 1–5.
- [4] A. Louchart, P. Ciblat, and C. Poulliat, "Sum-capacity of uplink multi-band satellite communications with nonlinear impairments," in *Proc. IEEE International Conference on Communications (ICC)*, Montreal, Canada, 2021, pp. 1–6.
- [5] M. Chiang, C. W. Tan, D. P. Palomar, D. O'Neill, and D. Julian, "Power control by geometric programming," *IEEE Transactions on Wireless Communications*, vol. 6, no. 7, pp. 2640–2651, Jul. 2007.
- [6] S. Stanczak, M. Wiczanowski, and H. Boche, *Fundamentals of Resource Allocation in Wireless Networks: Theory and Algorithms*. Springer Berlin Heidelberg, 2008.
- [7] S. Boyd, S.-J. Kim, L. Vandenberghe, and A. Hassibi, "A tutorial on geometric programming," *Optimization and Engineering*, vol. 8, pp. 67–127, May 2007.
- [8] D. Tse and P. Viswanath, *Fundamentals of Wireless Communication*. USA: Cambridge University Press, 2005.
- [9] S. Boyd and L. Vandenberghe, *Convex Optimization*. USA: Cambridge University Press, 2004.
- [10] H. Zhao, P. Poupard, and G. Gordon, "A unified approach for learning the parameters of sum-product networks," 2016.
- [11] G. Maral, M. Bousquet, and Z. Sun, *Satellite Communications Systems: Systems, Techniques and Technology*, ser. Wiley Series in Communication and Distributed Systems. Wiley, 2011.
- [12] M. Grant and S. Boyd, "CVX: Matlab software for disciplined convex programming, version 2.2," <http://cvxr.com/cvx>, Mar. 2014.