



HAL
open science

Assessment of physicians' resilience level during the COVID-19 pandemic

D Douillet, A Caillaud, Jeremie Riou, P Miroux, E Thibaud, M Noizet, M Oberlin, M Léger, R Mahieu, E Riquin, et al.

► **To cite this version:**

D Douillet, A Caillaud, Jeremie Riou, P Miroux, E Thibaud, et al.. Assessment of physicians' resilience level during the COVID-19 pandemic. *Translational Psychiatry*, 2021, 11 (1), pp.283. 10.1038/s41398-021-01395-7. hal-03253675

HAL Id: hal-03253675

<https://hal.science/hal-03253675>

Submitted on 8 Jun 2021

HAL is a multi-disciplinary open access archive for the deposit and dissemination of scientific research documents, whether they are published or not. The documents may come from teaching and research institutions in France or abroad, or from public or private research centers.

L'archive ouverte pluridisciplinaire **HAL**, est destinée au dépôt et à la diffusion de documents scientifiques de niveau recherche, publiés ou non, émanant des établissements d'enseignement et de recherche français ou étrangers, des laboratoires publics ou privés.



Distributed under a Creative Commons Attribution 4.0 International License

ARTICLE

Open Access

Assessment of physicians' resilience level during the COVID-19 pandemic

D. Douillet^{1,2}, A. Caillaud¹, J. Riou^{3,4}, P. Miroux¹, E. Thibaud⁵, M. Noizet⁶, M. Oberlin^{7,8}, M. Léger⁹, R. Mahieu^{10,11}, E. Riquin^{2,12}, F. Javaudin¹³, F. Morin¹, T. Moumneh^{1,2}, D. Savary^{1,14}, P.-M. Roy^{1,2} and O. Hugli¹⁵

Abstract

We aim to assess physicians' level of resilience and define factors that improve or decrease the resilience level during the COVID-19 pandemic. Physicians from hospitals located in areas with different COVID-19 caseload levels, were invited to participate in a national e-survey between April and May 2020. Study participants were mainly emergency physicians, and anaesthesiologists, infectious disease consultants, and intensive care. The survey assessed participant's characteristics, factors potentially associated with resilience, and resilience using the Connor-Davidson Resilience Scale (RISC-25), with higher scores indicative of greater resilience. Factors associated with the resilience score were assessed using a multivariable linear regression. Of 451 responding physicians involved in the care of COVID-19 patients, 442 were included (98%). Age was 36.1 ± 10.3 years and 51.8% were male; 63% worked in the emergency department ($n = 282$), 10.4% in anesthesiology ($n = 46$), 9.9% in infectious disease department ($n = 44$), 4.8% in intensive care unit ($n = 21$) or other specialties ($n = 49$). The median RISC-25 score was at 69 (IQR 62–75). Factors associated with higher RISC scores were anesthesia as a specialty, parenthood, no previous history of anxiety or depression and nor increased anxiety. To conclude, this study is the first to characterize levels of resilience among physicians involved in COVID-19 unit. Our data points to certain protective characteristics and some detrimental factors, such as anxiety or depression, that could be amenable to remediating or preventing strategies to promote resilience and support caregivers in a pandemic.

Introduction

The upheavals induced by the pandemic linked to SARS-CoV-2 infections have historical proportions. Many hospitals worldwide have faced of a surge in patients with COVID-19, while others have been planning for it and reorganizing their entire operations to avoid being overwhelmed^{1,2}. These new processes have involved increased bed capacity in ICUs and wards, separate patient streams, adoption of new technologies and communication systems, staff reassignment, and the reorganization of physical spaces³. Healthcare providers had to adapt to abrupt changes to their working conditions, and had to deal with

new colleagues, unfamiliar working space, ever changing personal safety and treatment guidelines, while facing shortages of personal protective equipment, medications, and ventilators. They have cared daily for severely ill or dying patients on a daily basis, some of them their colleagues, while facing the risk of their own infection.

These dramatic events have highlighted the importance of resilience⁴. Resilience is the subject of growing interest in the fields of psychiatry, psychology, sociology, and economics. Resilience is an evolving concept, defined as the “resources as positive psychological, behavioral, and/or social adaptation in the face of stressors and adversities⁵”. Compared with nonmedical health workers, medical health workers have experienced a significantly higher prevalence of insomnia, anxiety, depression, somatization, and obsessive-compulsive symptoms^{6,7}. In a Chinese multicentre survey of physicians, the prevalence


Correspondence: D Douillet (Delphine.Douillet@chu-angers.fr)

¹Emergency Department, CHU Angers, Angers, France

²UMR (CNRS 6015—INSERM 1083) et Institut MitoVasc, UNIV Angers, Angers, France

Full list of author information is available at the end of the article

© The Author(s) 2021

 **Open Access** This article is licensed under a Creative Commons Attribution 4.0 International License, which permits use, sharing, adaptation, distribution and reproduction in any medium or format, as long as you give appropriate credit to the original author(s) and the source, provide a link to the Creative Commons license, and indicate if changes were made. The images or other third party material in this article are included in the article's Creative Commons license, unless indicated otherwise in a credit line to the material. If material is not included in the article's Creative Commons license and your intended use is not permitted by statutory regulation or exceeds the permitted use, you will need to obtain permission directly from the copyright holder. To view a copy of this license, visit <http://creativecommons.org/licenses/by/4.0/>.

of depression was 50.7%, anxiety 44.7%, insomnia 36.1%, and stress-related symptoms 73.4%⁸. However, after disasters, most people are resilient and do not develop long-lasting mental disorders. Although the negative effects of the current crisis on physicians' well-being have been studied^{6,8,9}, few studies have assessed "the force within everyone that drives them to seek self-actualization, altruism, wisdom, and harmony with a spiritual source of strengths," namely resilience¹⁰. Wellness incorporates mental, physical, and spiritual health to protect against burnout. The primary aim of this study was therefore to assess physicians' level of resilience and define factors that improve or decrease their resilience level.

Materials and methods

Design

We conducted a cross-sectional study between April 18 and May 10, 2020 that assessed physicians' resilience during the COVID-19 pandemic in several French hospitals.

Participants and settings

Participants

Physicians of six initial centers were selected to participate in this study. Study participants were mainly emergency and intensive care physicians, anesthesiologists, and infectious disease specialists. We used a snowball sampling method¹¹, i.e., the initial invitation to the physicians of the six participating centers stated that it was possible (but not obligatory) to disseminate the survey to colleagues in the same speciality. Only board-certified physicians could participate; therefore, excluding residents.

Participation was voluntary, and signed consent was not requested. Filling out the questionnaire was considered implicit proof of consent. No incentive was offered. Data were collected anonymously.

Assessment of caseload according to centers

The initial sample of six hospitals was selected according to their real caseload from each of three regions (low, moderate, high level of real caseload). To do this, we used the national real-time data published by the French Ministry of Health on COVID-19¹². This caseload was mainly determined by region according to the proportion of usually open resuscitation beds that were then occupied by COVID-19 patients: high caseload above 60%, intermediate caseload between 40 and 60%, and low caseload between 0 and 40%. The centers of Angers and Nantes had a low, Cahors and Paris an intermediate, and Mulhouse and Colmar a high caseload.

Development and pretesting

Participants completed a 41-question survey specifically designed for this study. The questionnaire had three distinct sections: participant characteristics (5 questions),

factors potentially associated with resilience (11 questions), and finally a resilience scale using the 25-item French version of the Connor-Davidson Resilience Scale (CD-RISC 25)¹³. The scale explores seven domains of resilience: hardiness (i.e., commitment/challenge/control), coping, adaptability/flexibility, meaningfulness/purpose, optimism, regulation of emotion and cognition, and finally self-efficacy¹³. Each of the 25 items is rated on a 5-point scale (0–4), with a possible total score range from 0 to 100 points, with higher scores indicative of a greater resilience. In the US general population, from whom this score was derived, the median score was 82 points, with quartiles being 0–73, 74–82, 83–90, 91–100¹³. The scale has since been validated in the general population^{14–16}, among patients with post-traumatic stress disorder¹⁷, and among healthcare workers^{18–20}. Sensitive questions were asked, e.g., concerning recreational drug use, for which reason the survey was anonymous to guarantee the veracity of answers. In order to assess the factors associated with different levels of resilience and not overburdened participants, anxiety requiring treatment, depression under treatment, stress and alcohol or tobacco consumption have been only assessed in a declarative way. Physicians were asked to assess subjectively their perceived caseload of patients with COVID-19 using a 5-level Likert scale (0: no caseload, 1: very low caseload, 2: low caseload, 3: normal caseload, 4: high caseload, 5: very high caseload). The questionnaire was pretested on a small sample of ten physicians before fielding the survey.

Survey administration

In each center, a local investigator sent a personal invitation email to the different specialists (mainly emergency physicians, intensivists, anesthesiologists, and clinical infectious disease consultants). The email contained a link to the online self-administered questionnaire. The questionnaire was posted on Google Forms[®]. The original investigators had the possibility of transferring this survey to their contacts in the same speciality. The survey was open, and to prevent multiple entries, we compared the participants' characteristics and if similar, their questionnaire would have been removed. However, no duplicate questionnaire was found. The response rate could not be calculated, because of the snowball sampling methodology. A reminder was sent after 10 days to all local investigators.

The specific objective of this study, i.e., the measure of resilience, was not initially explained to participants, who were only informed that the e-survey addressed their mental health.

Analysis

Only completed questionnaires were analyzed. The Checklist for Reporting Results of Internet E-Surveys was followed²¹.

Continuous variables were summarized as mean and standard deviation, or median values with interquartile ranges, while categorical variables were reported as counts and percentages. Continuous variables were compared using the Mann–Whitney *U* test or the Kruskal–Wallis test, and categorical variables were compared using the Chi-square test. A bilateral *p* value < 0.05 indicated statistical significance. We performed a univariate analysis to select the predictor variables associated with higher level of resilience by using the Chi-square test. We then performed a multivariable linear regression with a backward stepwise elimination, initially including all variables associated with the CD-RISC-25 score with a *p* value < 0.2 in the univariate analysis. We verified the absence of collinearity between the explanatory variables. All data were analyzed using R (R Core Team, 2014, R: a language and environment for statistical computing, R Foundation for Statistical Computing, Vienna, Austria).

Ethics

This study was approved by the Ethics Committee of the Angers University Hospital (A 2020–30) and declared on clinicaltrials.gov before inclusion of the first participant (NCT04349163).

Results

A total of 451 physicians caring for COVID-19 patients returned a fully completed questionnaire, of which 9 (2.3%) were subsequently excluded: 1 as the respondent was a pharmacologist not directly involved in patients' care, 4 were residents, and 4 contained errors. Of 442 valid respondents, mean age was 36.1 ± 10.3 years and 213 (48.2%) were female (Table 1). Regarding the medical specialty, 282 were emergency physicians (63.3%), 46 anesthesiologists (10.4%), 44 infectious disease specialists (9.9%), and 21 intensive care specialists (4.8%). The remaining 49 physicians (11.1%) were from several other specialties (geriatric, pneumology, internal medicine, dermatology, cardiology, general medicine, etc.), dispatched to work in COVID-19 units. Almost all physicians were working full time (94.4%). According to the real caseload based on French national data, 65.2% of physicians were in a low ($n = 288/442$), 2.3% in a moderate ($n = 10/442$), and 32.5% in a high caseload area ($n = 144/442$). According to the physicians' perceived caseload, 132 physicians (29.9%) considered to face a low caseload, 218 (49.3%) a normal caseload, and 91 (20.6%) a high caseload. The physician's perception was not significantly discordant with national data. The median postgraduate training was 8 years (3–17). With regard to familial status, 71 (16.1%) were single and 371 (83.9%) lived with a partner; 267 (60.4%) had children. Almost all physicians were under curfew at home with their spouse or family (375/442, 84.8%). The others (15.2%) were alone or in

Table 1 Demographic characteristic of the study population.

Characteristics	Total <i>n</i> = 442 (%)
Male sex	229 (51.8)
Age, mean, y (SD)	36.1 (10.3)
Physicians specialty	
Emergency medicine	282 (63.3)
Anesthesiology	46 (10.4)
Infectious disease	44 (9.9)
Intensive care medicine	21 (4.8)
Others	49 (11.1)
Full-time equivalent, median % (IQR)	94.4 (92–100)
Caseload according to physician gestalt ^a	
None or low (0,1)	132 (29.9)
Normal (2)	218 (49.3)
High or very high (3,4)	91 (20.6)
Years of experience (IQR)	8 (3–17)
Family situation	
Single without children	52 (11.8)
Single with child(ren)	19 (4.3)
Couple without children	123 (27.8)
Couple with child(ren)	248 (56.1)
Type of quarantine	
At home alone	53 (12)
At home with spouse or family	375 (84.8)
At home with another person (friend, roommates...)	13 (2.9)
In another location	1 (0.2)
Fear of infecting relatives	223 (50.5)
History	
Anxiety	23 (5.2)
Depressive syndrome	11 (2.5)
Anxiety and depressive syndrome	20 (4.5)
Anxiolytic medication before the COVID-19 period	7 (1.6)
Anxiolytic medication during the COVID-19 period	18 (4.0)
Smoking before the COVID-19 period	67 (15.2)
Drug addiction before the COVID-19 period	3 (0.7)
Consumption of alcohol before the COVID-19 period	215 (48.6)
Increased anxiety	114 (25.8)
Increased tobacco consumption	20 (4.5)
Increased alcohol consumption	92 (20.8)
Increased tobacco and alcohol consumption	15 (3.4)

Based on a Likert scale.

^aBased on the rate of hospitalization for COVID-19, the occupancy rate of intensive care bed, cumulated death rate in the hospital department.

another place, or with friends or relatives. Half of them were afraid of infecting their relatives (223/442, 50.5%) with the coronavirus. Few physicians reported increased tobacco use (20/442, 4.5%) or both tobacco and alcohol use (15/442, 3.4%), while significantly more increased their alcohol consumption (92/442, 20.8%).

The median resilience score was at 69 (IQR 62–75), and several factors were associated with higher RISC scores (Tables 2, 3 and Fig. 1): medical specialties in anesthesia, a high caseload according to the national data (but not according to physician's gestalt), and parenthood. On the

Table 2 Classification of levels of resilience measured by CD-RISC 25 grouped by a range of characteristics.

Characteristics	Univariate analysis	
	Resilience score ^a	<i>p</i> value ^b
Male sex	68 (62–75)	0.68
Female sex	69 (62–75)	
Age		0.10
<35 years	68 (62–75)	
35–55 years	68 (62–76)	
>55 years	71 (65–79)	
Physicians specialty	69 (62–75)	0.02
Emergency medicine	68 (62–74)	
Anesthesiology	72 (68–79)	
Infectious disease	67 (59–76)	
Intensive care medicine	69 (64–77)	
Others	69 (62–76)	
Full-time equivalent		0.12
Yes	68 (62–75)	
No	70 (64–76)	
Caseload according to physician gestalt ^c		0.32
None or low (0, 1)	69 (63–74)	
Normal (2)	68 (62–76)	
High or very high (3, 4)	69 (62–76)	
Caseload according to national data		0.05
Low	68 (41–75)	
Normal	63 (52–67)	
High	70 (63–76)	
Difference in caseload perception and reality		0.43
Less caseload perceived	68 (61–76)	
Concordance	69 (62–75)	
More caseload perceived	69 (63–75)	
Family situation		0.02
Living with ≥child	69 (63–76)	
Living without child	67 (60–74)	
Type of quarantine		0.40
Quarantine with ≥1person	69 (62–75)	
Quarantine alone	67 (61–75)	
Fear to contaminate relatives		0.72
Yes	68 (62–72)	
No	66 (63–71)	
History of anxiety/stress/depression		<0.01
Yes	63 (55–70)	
No	69 (63–76)	
Increased anxiety		<0.01
Yes	65 (59–72)	
No	67 (63–76)	
Increased tobacco and/or alcohol consumption		<0.01
Yes	66 (61–72)	
No	70 (63–76)	

ref reference.

^aResilience score is the median and the interquartile of the CD-RISC 25.

^bCalculated with the Mann–Whitney *U* test or Kruskal–Wallis test with significantly threshold *p* value < 0.05 with multiple testing adjustment (Hochberg).

^cAccording a Likert scale from 0 to 5, comparison between high level of caseload and other level of caseload.

other hand, physicians with a self-reported history of anxiety, stress, and/or depression and physicians who experienced increased anxiety during the pandemic period had lower resilience scores (*p* < 0.05). No other demographic variables could be associated with resilience scores. The different subscales of resilience were similar across caseload levels, but statistically different between emergency physicians and other specialties (*p* < 0.05), with higher scores for self-efficacy and hardiness, and lower scores for meaningfulness (Fig. 2).

In the multivariate model, we included all variable significantly associated with higher level of resilience. The physician specialty (anesthesiology), parenthood, having no declared history of anxiety and/or depression, and no increased anxiety were associated with higher level of resilience during the COVID-19 crisis (Table 3).

Discussion

The Resi-CoV study is one of the first studies to assess resilience among physicians taking care of COVID patients. We found that median total RISC score was 69 points, but the range was wide, spanning from 38 to 97 points. Based on our multivariable linear regression model, to be an anesthesiologists, parents, without a history of anxiety, stress, or depression or without increased anxiety during the pandemic period were factors associated with a higher overall RISC score. The average scores of the seven components of the RISC score did not differ based on the caseload levels but differed between medical specialties. Emergency physicians had higher self-efficacy and meaningfulness/purpose subscores, but a lower meaningfulness subscore.

With a median CD-RISC-25 score of 69, the resilience score of surveyed French physicians was lower than that found in other studies conducted in the general US population^{13,22,23}, corresponding to the lowest quartile¹³. A few studies have assessed the level of physicians' resilience since the beginning of the COVID-19 pandemic. Using the CD-RISC 25, in Wuhan, the resilience score was higher, at 73.48 ± 11.49²⁴. Our results were also lower than those found among both inexperienced and experienced Chinese healthcare workers during the pandemic, with scores of 67.73 ± 14.85 and 75.36 ± 13.27, respectively²⁵. Meynaar et al. found an increased prevalence of burnout among intensivists, which was inversely correlated to the resilience and work engagement scores²⁶. Consistent results were found in Canada, and in Turkey: resilience was an important factor associate with reduced stress and distress during this COVID-19 crisis^{27,28}.

However, as resilience is a process and not a stable trait throughout life, longitudinal data would be needed to measure the impact of the pandemic on population or individuals^{5,29}.

Table 3 Multivariate analysis.

Variables	Regression coefficient ^a	95% Confidence interval	p value
Anesthesiology specialty (vs. others specialty)	1.9	1.1–4.6	0.03
High caseload level (vs. normal caseload level)	1.2	0.22–2.12	0.02
Living with ≥1 child (vs. no child)	1.8	0.03–3.6	0.05
History of anxiety/ stress/depression (vs. no history)	3.7	0.92–6.47	0.01
Increased anxiety (vs. no increased anxiety)	4.5	2.62–6.35	<0.01

^aMultivariable linear regression, significantly threshold *p* value < 0.05. Only significant variables are presented. The initial model included all variables associated with the outcome at the *p* < 0.2 level in the univariate analysis, i.e., age, full-time equivalent, caseload according to national data, family situation (child or not), history of anxiety/ stress/depression, increased anxiety, increased tobacco, and/or alcohol consumption.

One in four physicians in our sampled felt more anxious, one in five increased their consumption of alcohol, and one in twenty their tobacco consumption. Stress contributes to unhealthy behaviors^{30,31}, in particular for those who are less resilient, and the long-term consequences of these behavioral changes will need to be reassessed. On the other hand, parenthood was significantly associated with higher levels of resilience⁵, pointing to the crucial contribution of a healthy work-family balance to the healthcare providers' psychological well-being during this pandemic³². Indeed, being a parent could lead to overall well-being, a more positive emotional experience and meaning from one moment to the next³³.

In this study, anesthesiologists had significant higher level of resilience. Stress is inherent to their daily practice, against which they may have developed psychological coping mechanisms³⁴. However, they tend to be more prone to burnout than other physicians^{35,36}. Emergency physicians were the most represented specialists in our study and showed a lower level of overall resilience. A recent study showed that the personality of residents in emergency medicine differed considerably from that of other physicians and, in response to stress, they may become risk averse³⁷. On the other hand, residents in emergency medicine scored higher than other specialists in the self-efficacy and hardiness and lower in meaningfulness³⁷. These results are consistent with our study finding conducted in certified emergency physicians.

No significant difference was found between the level of tension in centers. This can be explained by the fact that all the emergency departments needed a major reorganization in preparation for the surge of patients with COVID-19.

Using the CD-RISC, Mealer et al. showed that older age was significantly associated with high level of resilience among ICU nurses²⁰. In a cross-sectional study in the UK National Health Service, a weak positive correlation between age and resilience was found among older employees displaying a higher level of resilience³⁸.

However, in our study, older respondents tended to score higher, although the difference failed to reach statistical significance.

Should low resilience among emergency physicians be the focus of an intervention program, beyond the current COVID-19 crisis? Resilience is a key component of maintaining personal health and quality of care in the workplace, despite adverse life events^{39–41}. According to a meta-analysis based on cross-sectional studies, greater resilience is associated with less depressive symptomatology⁴². Many programs exist to improve resilience^{43,44}, and some strategies may support health professionals' resilience. The Ontario Medical Association—Physician Health Program suggests a series of ten practical steps to promote resilience during the COVID-19 crisis: from relying on basic notions of daily needs, in the management of friendly and family relationships up to rules of cohesion at work^{45,46}. The French National Center for Resources and Resilience propose 11 steps for all people (not just caregivers): maintain the self-efficacy, tolerate uncertainty, increase our sense of security, remember the facts, let's trust, be flexible when faced with the necessary adaptations, focus on activities that are good for well-being outside of your work, be kind to ourselves, look to the future with positive thoughts, stay in touch with friends and family, and increased our solidarity⁴⁷. Team and individual debriefs are another method shown to decrease professional stress and improve concentration, morale, and commitment to work⁴⁸. Debriefing meetings, as a team or individual during this difficult period, reinforce resilience to compassion fatigue^{49,50}. During this period, department projects should be stopped to allow all the limited available time outside of care to be dedicated to healthcare workers' relaxation, sleep, and family time³⁹. In a recent letter, the benefit of online Balint group meetings on resilience, assessed by the CD-RISC 25 score, was suggested for a small group of healthcare providers caring for COVID-19 patients in Iran⁵¹. However, not all interventions have the same effectiveness⁵², and each program should be evaluated rigorously before implementation.

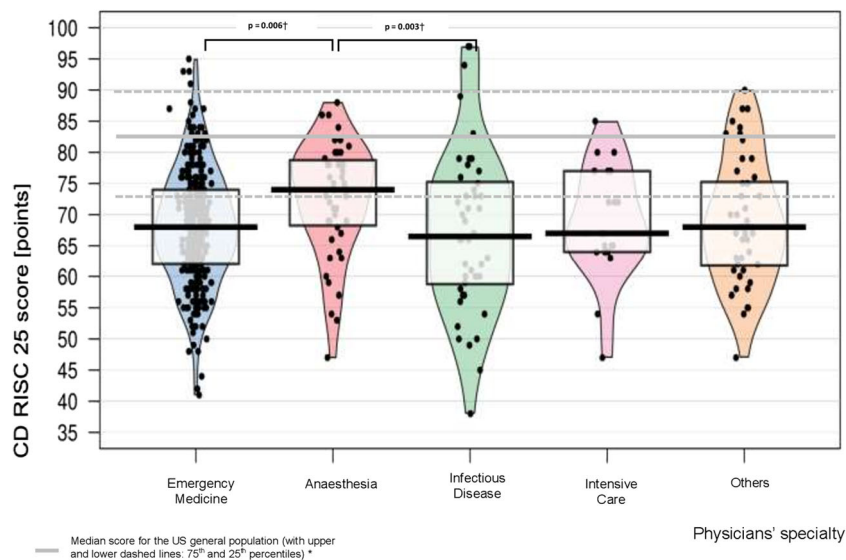


Fig. 1 Violin plots according to the resilience’s scores and the kind of specialty. Resilience was assessed using the CD-RISC 25 scale [0–100]. In the box plots, the boundary of the box closest to zero indicates the 25th percentile, a black line within the box marks the median, and the boundary of the box farthest from zero indicates the 75th percentile. *Median in the US general population in the original description of the CD-RISC25 = 83 (73–90). †Global comparison was performed using Kruskal–Wallis test ($p = 0.02$) and post-hoc test using Dunn test with a Hochberg multiple comparison procedure, p significant.

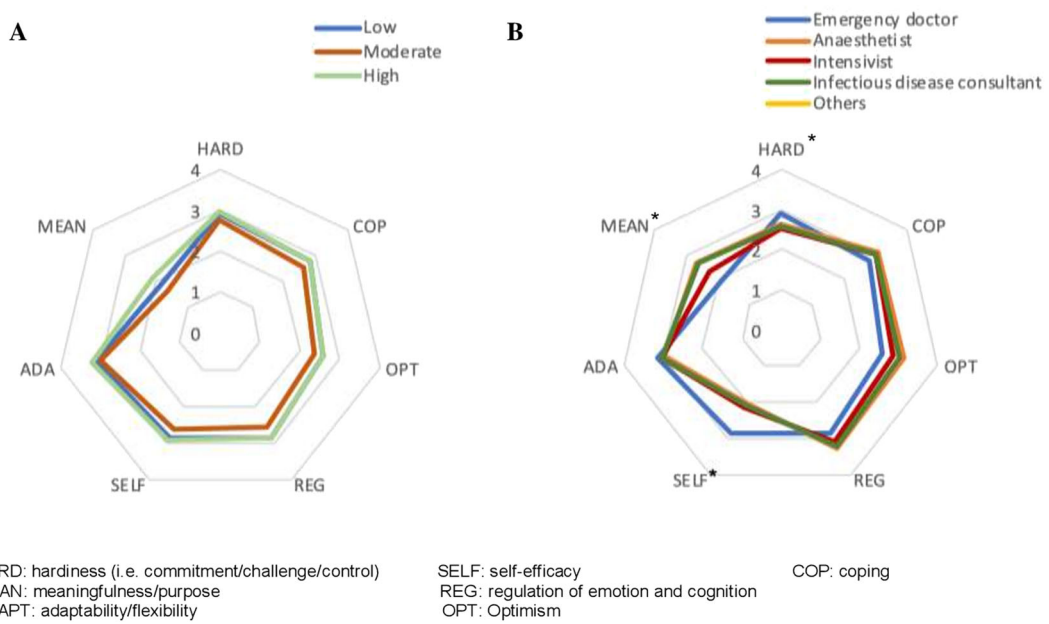


Fig. 2 Average score of the seven components of the resilience score according to physicians’ characteristics. A Low, moderate, and high level of caseload. **B** Physician specialty.

Resilience extends beyond individual healthcare providers, and applies to the intrinsic ability of hospitals and the healthcare system to cope during crises⁵³. Resilience engineering, based on top management commitment,

increased flexibility, learning lessons from both incidents, and normal operation and awareness of the system status, is an essential part of preparedness to face man-made or natural disaster⁵⁴.

Limitations

This study has several limitations. First, we included a large number of physicians involved in COVID patient care, relying on a snowball sampling methodology. The drawback of this approach is that we cannot know the participation rate, due to our lack of control over the email distribution list. Second, we found statistically significant differences between groups in the RISC score, but the minimally clinically significant difference on the RISC scale is unclear. Third, our sample comprises primarily emergency physicians, thus limiting the portability of our findings to other specialties. Fourth, respondents may differ from nonrespondents, and we cannot exclude a selection bias. Fifth, although the questionnaire was anonymous, some respondents may not have fully disclosed their behaviors or true level of resilience. Data concerning history of anxiety requiring treatment, of depression under treatment, of stress and alcohol or tobacco consumption were self-reported and are subject to recall or social desirability bias. Finally, although the CD-RISC score is well validated, resilience is a complex phenomenon and it is a process, not a trait⁵. Our survey provides a snapshot of the crisis and may not reflect a permanent trait in physicians caring for COVID-19 patients.

Conclusions

Resilience varied among French physicians, and lower scores were associated with increased anxiety with potentially harmful behaviors. Parenthood is associated with a higher level of resilience. The COVID-19 outbreak is an opportunity to reaffirm the importance of caring for the caregivers.

Acknowledgements

We would like to acknowledge all investigators and physicians who participated to the Resi-CoV study.

Author details

¹Emergency Department, CHU Angers, Angers, France. ²UMR (CNRS 6015—INSERM 1083) et Institut MitoVasc, UNIV Angers, Angers, France. ³Micro et Nanomedecines Translationnelles, MINT, UNIV Angers, UMR INSERM 1066, UMR CNRS 6021, Angers, France. ⁴Methodology and Biostatistics Department, Delegation to Clinical Research and Innovation, CHU Angers, 49100 Angers, France. ⁵Emergency Department, Hôpitaux Civils de Colmar, Colmar, France. ⁶Emergency Department, Centre Hospitalier de Mulhouse, Mulhouse, France. ⁷Emergency Department, University Hospital of Strasbourg, Strasbourg, France. ⁸INSERM, UMR 1260, Regenerative Nanomedicine, FMTS, Strasbourg, France. ⁹Anesthesiology and Intensive Care Department, CHU Angers, Angers, France. ¹⁰Department of Infectious Diseases, CHU Angers, Université d'Angers, Angers, France. ¹¹Univ Angers, Université de Nantes, Inserm, CRCINA, SFR ICAT, Angers, France. ¹²Child and Adolescent Psychiatry Department, CHU Angers, Angers, France. ¹³Department of Emergency Medicine, University Hospital of Nantes, Nantes, France. ¹⁴EHESP, Irset, Inserm, UMR S1085, CAPTV CDC, Université Rennes, Rennes, France. ¹⁵Emergency Department, Lausanne University Hospital, Lausanne University, Lausanne, Switzerland

Author contributions

D.D. and A.C. have designed the study. P.M., P.-M.R., D.S., and O.H. supervised the study. P.M., E.T., M.N., M.O., M.L., R.M., F.J. helped disseminate the questionnaire. J.R. reviewed the statistical analyses. D.D. and O.H. drafted the

manuscript and all authors contributed substantially to its revision. D.D., A.C., and O.H. take responsibility for the paper as a whole.

Conflict of interest

The authors declare no competing interests.

Publisher's note

Springer Nature remains neutral with regard to jurisdictional claims in published maps and institutional affiliations.

Received: 17 September 2020 Revised: 18 April 2021 Accepted: 21 April 2021

Published online: 12 May 2021

References

- NHS England. Next steps on NHS response to COVID-19: letter from Sir Simon Stevens and Amanda Pritchard, 17 Mar 2020. <https://www.england.nhs.uk/coronavirus/wp-content/uploads/sites/52/2020/03/20200317-NHS-COVID-letter-FINAL.pdf>. Accessed 06 Jun 2020.
- WHO situation reports. Novel coronavirus (2019-nCoV) situation reports. <https://www.who.int/emergencies/diseases/novel-coronavirus-2019/situation-reports>. Accessed 24 May 2020.
- Lien, W.-C. et al. Fight COVID-19 beyond the borders: emergency department patient diversion in Taiwan. *Ann. Emerg. Med.* **75**, 785–787 (2020).
- Rosenbaum, L. Facing Covid-19 in Italy—ethics, logistics, and therapeutics on the epidemic's front line. *N. Engl. J. Med.* **382**, 1873–1875 (2020).
- Fleming J, Ledogar R. J. Resilience, an evolving concept: a review of literature relevant to aboriginal research. *6*, 7–23 (2010).
- Zhang W. et al. Mental health and psychosocial problems of medical health workers during the COVID-19 epidemic in China. *Psychother. Psychosom.* 1–9, <https://doi.org/10.1159/000507639> (2020).
- Escalera-Antezana J. P. et al. Healthcare workers' and students' knowledge regarding the transmission, epidemiology and symptoms of COVID-19 in 41 cities of Bolivia and Colombia. *Travel Med. Infect. Dis.* 101702, <https://doi.org/10.1016/j.tmaid.2020.101702> (2020).
- Liu, S. et al. Online mental health services in China during the COVID-19 outbreak. *Lancet Psychiatry* **7**, e17–e18 (2020).
- Rossi, R. et al. Mental health outcomes among frontline and second-line health care workers during the coronavirus disease 2019 (COVID-19) pandemic in Italy. *JAMA Netw. Open* **3**, e2010185 (2020).
- Richardson, G. E. The metatheory of resilience and resiliency. *J. Clin. Psychol.* **58**, 307–321 (2002).
- Naderifar, M., Goli, H. & Ghaljaie, F. Snowball sampling: a purposeful method of sampling in qualitative research. *Strides Dev. Med. Educ.* **14**, 1–4 (2017).
- Santé Publique France. Géo données en santé publique (GEODES). <https://geodes.santepubliquefrance.fr/#view=map2&c=indicator>. Accessed 09 Jun 2020.
- Connor, K. M. & Davidson, J. R. T. Development of a new resilience scale: the Connor-Davidson Resilience Scale (CD-RISC). *Depress Anxiety* **18**, 76–82 (2003).
- Houpy, J. C., Lee, W. W., Woodruff, J. N. & Pincavage, A. T. Medical student resilience and stressful clinical events during clinical training. *Med. Educ. Online* **22**, 1320187 (2017).
- Codonhato, R. et al. Resilience, stress and injuries in the context of the Brazilian elite rhythmic gymnastics. *PLoS ONE* **13**, e0210174 (2018).
- Fu, C., Leoutsakos, J.-M. & Underwood, C. An examination of resilience cross-culturally in child and adolescent survivors of the 2008 China earthquake using the Connor-Davidson Resilience Scale (CD-RISC). *J. Affect. Disord.* **155**, 149–153 (2014).
- Blanc, J., Rahill, G. J., Laconi, S. & Mouchenik, Y. Religious beliefs, PTSD, depression and resilience in survivors of the 2010 Haiti earthquake. *J. Affect. Disord.* **190**, 697–703 (2016).
- Purvis, T. E., Neurocritical Care and Chaplaincy Study Group & Saylor, D. Burnout and Resilience Among Neurosciences Critical Care Unit Staff. *Neurocrit. Care* **31**, 406–410 (2019).
- Ong, H. L. et al. Resilience and burden in caregivers of older adults: moderating and mediating effects of perceived social support. *BMC Psychiatry* **18**, 27 (2018).

20. Mealer, M. et al. The presence of resilience is associated with a healthier psychological profile in intensive care unit (ICU) nurses: Results of a national survey. *Int. J. Nurs. Stud.* **49**, 292–299 (2012).
21. Eysenbach, G. Improving the quality of web surveys: the Checklist for Reporting Results of Internet E-surveys (CHERRIES). *J. Med. Internet Res.* **6**, e34 (2004).
22. Faria Anjos, J., Heitor dos Santos, M. J., Ribeiro, M. T. & Moreira, S. Connor–Davidson Resilience Scale: validation study in a Portuguese sample. *BMJ Open* **9**, e026836 (2019).
23. Goins, R. T., Gregg, J. J. & Fiske, A. Psychometric properties of the Connor–Davidson Resilience Scale with older American Indians: the Native Elder Care Study. *Res. Aging* **35**, 123–143 (2013).
24. Lin, J. et al. Factors associated with resilience among non-local medical workers sent to Wuhan, China during the COVID-19 outbreak. *BMC Psychiatry* **20**, 417 (2020).
25. Cai, W. et al. A cross-sectional study on mental health among health care workers during the outbreak of Corona Virus Disease 2019. *Asian J. Psychiatry* **51**, 102111 (2020).
26. Meynaar, I. A., Ottens, T., Zegers, M., van Mol, M. M. C. & van der Horst, I. C. C. Burnout, resilience and work engagement among Dutch intensivists in the aftermath of the COVID-19 crisis: a nationwide survey. *J. Crit. Care* **62**, 1–5 (2021).
27. Coulombe, S. et al. Risk and resilience factors during the COVID-19 pandemic: a snapshot of the experiences of Canadian workers early on in the crisis. *Front. Psychol.* **11**, 580702 (2020).
28. Arslan, H. N., Karabekiroglu, A., Terzi, O. & Dundar, C. The effects of the COVID-19 outbreak on physicians' psychological resilience levels. *Postgrad. Med.* <https://doi.org/10.1080/00325481.2021.1874166> (2021).
29. Rutter, M. Environmentally mediated risks for psychopathology: research strategies and findings. *J. Am. Acad. Child Adolesc. Psychiatry* **44**, 3–18 (2005).
30. Clay, J. M. & Parker, M. O. Alcohol use and misuse during the COVID-19 pandemic: a potential public health crisis? *Lancet Public Health* **5**, e259 (2020).
31. Ramchandani, V. A. et al. Stress vulnerability and alcohol use and consequences: from human laboratory studies to clinical outcomes. *Alcohol* **72**, 75–88 (2018).
32. Blanchard, J. et al. For us, COVID-19 is personal. *Acad. Emerg. Med.* <https://doi.org/10.1111/acem.14016> (2020).
33. Nelson, S. K., Kushlev, K., English, T., Dunn, E. W. & Lyubomirsky, S. In defense of parenthood: children are associated with more joy than misery. *Psychol. Sci.* **24**, 3–10 (2013).
34. van der Wal, R. A. B., Wallage, J. & Bucx, M. J. L. Occupational stress, burnout and personality in anesthesiologists. *Curr. Opin. Anaesthesiol.* **31**, 351–356 (2018).
35. De Oliveira, G. S., Almeida, M. D., Ahmad, S., Fitzgerald, P. C. & McCarthy, R. J. Anesthesiology residency program director burnout. *J. Clin. Anesthesia* **23**, 176–182 (2011).
36. Hyman, S. A. & Schildcrout, J. S. Risk of burnout in perioperative clinicians. *Anesthesiology* **114**, 194–204 (2011).
37. Jordan, J. et al. Identifying the emergency medicine personality: a Multisite Exploratory Pilot Study. *AEM Educ. Train.* **2**, 91–99 (2018).
38. Sull, A., Harland, N. & Moore, A. Resilience of health-care workers in the UK: a cross-sectional survey. *J. Occup. Med. Toxicol.* **10**, 20 (2015).
39. Epstein, R. M. & Krasner, M. S. Physician resilience: what it means, why it matters, and how to promote it. *Acad. Med.* **88**, 301–303 (2013).
40. Zwack, J. & Schweitzer, J. If every fifth physician is affected by burnout, what about the other four? Resilience strategies of experienced physicians. *Acad. Med.* **88**, 382–389 (2013).
41. Smith, G. D., Ng, F. & Ho Cheung Li, W. COVID-19: emerging compassion, courage and resilience in the face of misinformation and adversity. *J. Clin. Nurs.* **29**, 1425–1428 (2020).
42. Wermelinger Ávila, M. P., Lucchetti, A. L. G. & Lucchetti, G. Association between depression and resilience in older adults: a systematic review and meta-analysis: depression and resilience in older adults. *Int. J. Geriatr. Psychiatry* **32**, 237–246 (2017).
43. Cleary, M., Kornhaber, R., Thapa, D. K., West, S. & Visentin, D. The effectiveness of interventions to improve resilience among health professionals: a systematic review. *Nurse Educ. Today* **71**, 247–263 (2018).
44. OMA Physician Health Program. Keeping yourself healthy: resilience and stress inoculation during COVID-19. <http://php.oma.org/keeping-yourself-healthy-resilience-and-stress-inoculation-during-covid-19/>. Accessed 05 Jun 2020.
45. National Institute of Environmental Health Sciences. Disaster worker resiliency training. https://tools.niehs.nih.gov/wetp/public/hasl_get_blob.cfm?ID=10441. Accessed 10 Jun 2020.
46. National Institute of Environmental Health Sciences. Disaster worker resiliency training. https://www.niehs.nih.gov/news/events/pastmtg/hazmat/assets/2018/wtp_spring_18_workshop_60_resilience_instructor_manual.pdf. Accessed 05 Jun 2020.
47. Molenda S. Centre National de Ressource et de Résilience. <http://cn2r.fr/wp-content/uploads/2020/03/Renforcons-notre-resilience.pdf>. Accessed 05 Jun 2020.
48. Tannenbaum, S. I. & Cerasoli, C. P. Do team and individual debriefs enhance performance? A meta-analysis. *Hum. Factors* **55**, 231–245 (2013).
49. Schmidt, M. & Haglund, K. Debrief in emergency departments to improve compassion fatigue and promote resiliency. *J. Trauma Nurs.* **24**, 317–322 (2017).
50. Adams, R. E., Boscarino, J. A. & Figley, C. R. Compassion fatigue and psychological distress among social workers: a validation study. *Am. J. Orthopsychiatr.* **76**, 103–108 (2006).
51. Kiani Dehkordi, M., Sakhi, S., Gholamzad, S., Azizpour, M. & Shahini, N. Online Balint groups in healthcare workers caring for the COVID-19 patients in Iran. *Psychiatry Res.* **290**, 113034 (2020).
52. Joyce, S. et al. Road to resilience: a systematic review and meta-analysis of resilience training programmes and interventions. *BMJ Open* **8**, e017858 (2018).
53. Shirali, G. H. A., Azadian, S. H. & Saki, A. A new framework for assessing hospital crisis management based on resilience engineering approach. *WOR* **54**, 435–444 (2016).
54. Costella, M. F., Saurin, T. A. & de Macedo Guimarães, L. B. A method for assessing health and safety management systems from the resilience engineering perspective. *Saf. Sci.* **47**, 1056–1067 (2009).