



HAL
open science

Turnpike Features in Optimal Selection of Species Represented by Quota Models: Extended Proofs

Walid Djema, Laetitia Giraldi, Sofya Maslovskaya, Olivier Bernard

► To cite this version:

Walid Djema, Laetitia Giraldi, Sofya Maslovskaya, Olivier Bernard. Turnpike Features in Optimal Selection of Species Represented by Quota Models: Extended Proofs. [Research Report] RR-9399, Inria - Sophia Antipolis. 2021, pp.29. hal-03253160

HAL Id: hal-03253160

<https://hal.science/hal-03253160>

Submitted on 8 Jun 2021

HAL is a multi-disciplinary open access archive for the deposit and dissemination of scientific research documents, whether they are published or not. The documents may come from teaching and research institutions in France or abroad, or from public or private research centers.

L'archive ouverte pluridisciplinaire **HAL**, est destinée au dépôt et à la diffusion de documents scientifiques de niveau recherche, publiés ou non, émanant des établissements d'enseignement et de recherche français ou étrangers, des laboratoires publics ou privés.



Turnpike Features in Optimal Selection of Species Represented by Quota Models: Extended Proofs

Walid Djema, Laetitia Giraldi, Sofya Maslovskaya, Olivier Bernard

**RESEARCH
REPORT**

N° 9399

June 2021

Project-Team BIOCORE



Turnpike Features in Optimal Selection of Species Represented by Quota Models: Extended Proofs

Walid Djema*, Laetitia Giraldi†, Sofya Maslovskaya‡, Olivier
Bernard§

Project-Team BIOCORE

Research Report n° 9399 — June 2021 — 29 pages

Corresponding author: Walid Djema (walid.djema@inria.fr)

* Université Côte d'Azur (UCA), Inria Sophia Antipolis, BIOCORE Project-team, France.

† Université Côte d'Azur (UCA), Inria Sophia Antipolis, CALISTO project-team, France.

‡ Department of Mathematics, Paderborn University, Warburger Str. 100, 33098 Paderborn, Germany.

§ Université Côte d'Azur (UCA), Inria Sophia Antipolis, BIOCORE Project-team, Laboratoire d'Océanographie de Villefranche (LOV), Université de Sorbonne, CNRS, Villefranche-sur-Mer, France.

**RESEARCH CENTRE
SOPHIA ANTIPOLIS – MÉDITERRANÉE**

2004 route des Lucioles - BP 93
06902 Sophia Antipolis Cedex

Abstract: The paper focuses on a generic optimal control problem (OCP) deriving from the competition between two microbial populations in continuous cultures. The competition for nutrients is reduced to a two-dimensional dynamical nonlinear-system that can be derived from classical quota models. We investigate an OCP that achieves species separation over a fixed time-window, suitable for a large class of empirical growth functions commonly used in quota models. Using Pontryagin's Maximum Principle (PMP), the optimal control strategy steering the model trajectories is fully characterized. Then, we provide sufficient conditions for the existence of a *turnpike* property associated with the optimal control and state-trajectories, as well as their respective co-state trajectories. Indeed, we prove that for a sufficiently large time, the optimal strategy achieving strain separation remains most of the time *exponentially close* to an optimal steady-state defined from an associated simpler *static*-OCP. This *turnpike* feature is based on the hyperbolicity of the linearized Hamiltonian-system around the solution of the *static*-OCP. The obtained theoretical results are then illustrated on microalgae, described by the Droop model in dimension 5. The optimal strategy is numerically computed in `Bocop` (*open source toolbox for optimal control*) with direct optimization methods.

Key-words: Optimal control, *turnpike* properties, nonlinear systems, photobioreactor, strains selection, microalgae.

To cite this work:

W. Djema, L. Giraldi, S. Maslovskaya, O. Bernard,
*‘Turnpike features in optimal selection of species represented
by quota models’*,
Automatica, 2021.

1 Introduction

Natural selection drives the fate of the species that are permanently competing for limited survival sources [33]. The individuals with a lower fitness in local conditions will eventually disappear from the ecosystem due to the competition for survival [47]. Combined with mutations that may appear naturally over time, the Darwinian adaptation characterizing living organisms ensures that individuals which are better tailored to their local environment are continuously emerging and then progressively dominating their surroundings. In some instances, these evolution phenomena may be guided and redirected towards different fates. It is for instance possible to modify the outcome of species competition, leading to the emergence of enhanced organisms, by controlling and modulating the natural selection pressure [40]. Such a selection process was then tamed for generating naturally more efficient microorganisms [1]. Within this scope, some microalgae strains have been recently improved by setting-up a Darwinian selection pressure within artificial cultures such as photobioreactors (see, *e.g.*, [26, 29, 10]).

Microalgae attract considerable attention since they have a great potential to produce less impacting biofuels ([15, 46]). In addition to reducing atmospheric CO₂, they are also considered as promising elemental bricks for green chemistry and profitable new protein sources. Moreover, they are even used to improve wastewater treatment (see also, [44, 35]). However, despite their large interest, microalgae are still in their infancy and hitherto mainly grown for cosmetic or pharmaceutical industries. Their exploitation on a larger scale, particularly for biofuel production, is conditioned by the overcoming of various technical challenges, including the necessity of enhancing the strain productivity since mainly wild species are currently cultivated. This explains the worldwide race during the last decade for selecting more suitable microalgae strains (see, *e.g.*, [2, 34, 49]).

In this paper, the objective is to develop an effective control strategy ensuring that the most suitable strains will dominate the continuous artificial culture in finite time. For instance, in biofuel production, desirable microalgae strains can be those which grow faster, with higher lipid content, and which are also well adapted to local environment and seasons.

We recall that when n distinct strains coexist in a chemostat with limited substrate, a well-known principle –*the competitive exclusion principle CEP* [39]– predicts that the species requiring the smallest amount of nutrients to grow at a rate equal to the dilution rate wins the competition, while the other species will be asymptotically washed out. However, depending on the culture conditions, the winner of the competition is not in general necessarily the one with the highest lipid content or unrivalled productivity. Therefore, our goal is to determine an optimal control strategy so that the species of interest is the one that dominates in finite time. To achieve our objectives, we use an approach that is based on optimal control theory (Pontryagin’s principle [38]) and *turnpike* features (see, *e.g.*, [43]). There are other works for optimal selection of microorganisms in minimal-time ([4, 5]), based on the simpler Monod-type dynamics describing the growth of bacteria. The microalgae behavior is however more complex since the growth of these microorganisms does not depend on the substrate concentration in the photobioreactor (like in the Monod model), but rather on the quantity of nutrients stored inside the cells [6, 7]. The Droop model ([23]) is widely used to represent algal growth, since it takes into account the additional dynamics governing the internal cell-quota storage [39, 25]. Here we use a general form of quota models, extending the classical Droop’s formulation to include different forms of growth rate. In particular, we suppose in this work that an ad’hoc controller is able to track the desired nutrient concentration in the medium. As a consequence, the classical 5 dimensional quota model (studied for instance in [19, 20]) reduces to a system of dimension 2. In addition, this work generalizes the approach in [18, 20], not only because it considers a generic class of systems relevant for microalgae (using different growth rates), but also because there are no

assumption on the initial conditions, which are often assumed to be already confined to an attractive positively invariant set ([4, 18, 20]). The main novelty of our work is to prove the existence of a *turnpike* property characterizing the optimal solutions. The *turnpike* has been recently revisited in the optimal control literature and it is attracting more and more attention (see, *e.g.*, [42, 37, 51, 42, 30, 27]). The *turnpike* property states that the optimal solutions consist of three pieces: two transient short-time arcs at the boundaries of the time interval, and a long-time behavior remaining exponentially close to a static solution (see, *e.g.*, [43]). From a practical standpoint, *turnpike* features are also advantageous for deriving sub-optimal controls that are easy to implement on real industrial systems.

The paper is organized as follows. Sect. 2 is devoted to the statement of the general optimal control problem (OCP), formulated for a generic two-dimensional dynamical system, which includes competition between algal species. In Sect. 3 we state the main theorem dealing with the general OCP. Its proof is provided in Sect. 4, which relies on Pontryagin’s maximum principle (PMP, [38]) and also on the existence of a *turnpike* property along the optimal solutions. In Sect. 5, we focus on an application involving a variable yield model that includes the classical Droop’s model. Thus, based on the results in Sect. 3-4, we solve the problem of microalgae selection under several growth-rates. Finally, in Sect. 5.5, the optimal control is determined in different cases and the *turnpike* feature is illustrated using a direct optimization method implemented in *Bocop* (*optimal control toolbox*, [11]).

2 Optimal control problem (OCP)

We consider a generic nonlinear two-dimensional dynamical system, suitable for competition between two populations, in which the dynamics are coupled through the feeding control-flow. Typically, the competition may hold between two species (*e.g.*, phytoplankton, bacteria, yeasts,...) for a limiting substrate (w), whose concentration is controlled in a continuous bioreactor, can be represented as follows:

$$\begin{cases} \dot{y}_1 = -f_1(y_1)y_1 + g_1(w), \\ \dot{y}_2 = -f_2(y_2)y_2 + g_2(w), \end{cases} \quad (1)$$

where the $f_i(\cdot)$ are regular nonnegative real-valued and increasing functions representing the growth rate of the i -th species with respect to the intracellular limiting nutrient y_i . The functions $g_i(\cdot)$ are also regular nonnegative real-valued and increasing functions, standing for the flux of limiting nutrient into the cell.

We highlight that the system (1) typically appears as a subsystem of quota models, where y_i is the internal quota of the i -th species, *i.e.* the intracellular amount of the element for which the involved species are competing. The Droop’s model is extensively studied later in Sect. 5 as the most famous example of this class of systems. However, the model (1) can also be found in more complicated metabolic dynamical systems ([45]) where the intracellular element y_i is diluted by growth.

The resulting system (1) is positive, *i.e.*, for positive initial conditions the trajectories remain positive.

In general, the dynamics of the system (1) is at higher dimension (at least 5 in the case of Droop’s model for instance). However, the reduced system is derived by assuming that the limiting substrate has been controlled by an ad’hoc controller tracking the concentration $w(t)$. Indeed, the way this subsystem can be extracted from the full model is developed in Sect. 5 in the typical case of Droop’s model describing microalgae.

Without loss of generality, we consider throughout this paper that species 1 is the one of interest and must become predominant in the population in finite time. Our objective is to

investigate the control strategies for this competition between two initially co-existing populations by controlling the nonnegative and bounded input w over a fixed time-interval $[0, T_f]$.

2.1 Statement of the general OCP

The set of admissible controls associated with system (1) is defined by $w \in \mathcal{W}$, s.t., \mathcal{W} is a subset of $\mathcal{L}_{loc}^\infty(\mathbb{R}^+)$, the space of locally integrable functions on every compact set on \mathbb{R}^+ . More precisely, we set,

$$w \in \mathcal{W} = \{w : [0, T_f] \rightarrow [0, w_m] \mid w(\cdot) \in \mathcal{L}_{loc}^\infty(\mathbb{R}^+)\},$$

where w_m is a sufficiently large positive constant (the maximum influent substrate concentration in the bioreactor).

Then, we define now the main OCP that reads,

$$\begin{cases} \text{Maximize}_{w \in \mathcal{W}} \mathcal{C}_{[0, T_f]} = \int_0^{T_f} f_1(y_1(\ell)) - f_2(y_2(\ell)) d\ell, \\ \text{where, } y = (y_1, y_2), y(\cdot) \text{ is the solution of (1) corresponding to the control } w(\cdot). \end{cases} \quad (2)$$

In what follows, the terminal conditions of the states y_i , $i = 1, 2$, are assumed to be free and their initial conditions are positive.

Besides, let us define (y^*, w^*) , the steady state of (1), where, $y^* > 0$ and $w^* \in [0, w_m]$. It follows that, $f_i(y_i^*)y_i^* = g_i(w^*)$, for $i = 1, 2$, and since the map, $y \rightarrow f_i(y_i)y_i$, is increasing, we get, $w^* = \delta_i(y^*)$, where, $\delta_i(y) = g_i^{-1}(f_i(y_i)y_i)$. Thus, $y_i^*(w^*) = \delta_i^{-1}(w^*)$, $i = 1, 2$, for all fixed $w^* \in [0, w_m]$.

Then now, we define for all admissible $y_i^* > 0$ and $w^* \in [0, w_m]$ the function,

$$\Delta(w^*) = f_1(\delta_1^{-1}(w^*)) - f_2(\delta_2^{-1}(w^*)). \quad (3)$$

Throughout this work, we assume that the maximizer of Δ is the unique point $\bar{w} \in (0, w_m)$, as illustrated in Fig. 1. The cases where \bar{w} is zero or w_m are pointless and can be trivially addressed outside this framework.

Let us remark that under these considered assumptions, OCP (2) has a maximizer using *Filippov Theorem* (see, e.g., [14]). In fact, the generic form of the functions $f_i(\delta_i^{-1}(\cdot))$, involving one intersection point over $(0, w_m)$ as in Fig. 1, ensures the existence of control functions maximizing and minimizing the criterion $\mathcal{C}_{[0, T_f]}$, as a direct consequence of the *competitive exclusion principle (CEP)*, (see, e.g., [39]).

2.2 Pontryagin's maximum principle (PMP)

The Hamiltonian associated with OCP (2) is defined by,

$$H = \Phi(\lambda_{y_1}, \lambda_{y_2}, w) - \lambda_{y_1} f_1(y_1)y_1 - \lambda_{y_2} f_2(y_2)y_2 + \lambda_0 [f_1(y_1) - f_2(y_2)], \quad (4)$$

where,

$$\Phi(\lambda_{y_1}, \lambda_{y_2}, w) = \lambda_{y_1} g_1(w) + \lambda_{y_2} g_2(w). \quad (5)$$

It is classical to consider that $\lambda_0 = 1$ since OCP (2) is stated as a maximization problem. The PMP implies the existence of absolutely-continuous λ_{y_i} , which are the co-state of y_i , satisfying, $\dot{\lambda}_{y_i} = -\partial H / \partial y_i$, for $i = 1, 2$. In addition, since the final states $y_i(T_f)$ are free, it follows that the transversality conditions are given by,

$$\lambda_{y_i}(T_f) = 0, \quad \text{for } i = 1, 2. \quad (6)$$

Finally, the PMP implies that the control function $w \in \mathcal{W}$ satisfies, for almost all $t \in [0, T_f]$,

$$\max_{w(t) \in [0, w_m]} H(y_i(t), \lambda_{y_i}(t), w(t)). \quad (7)$$

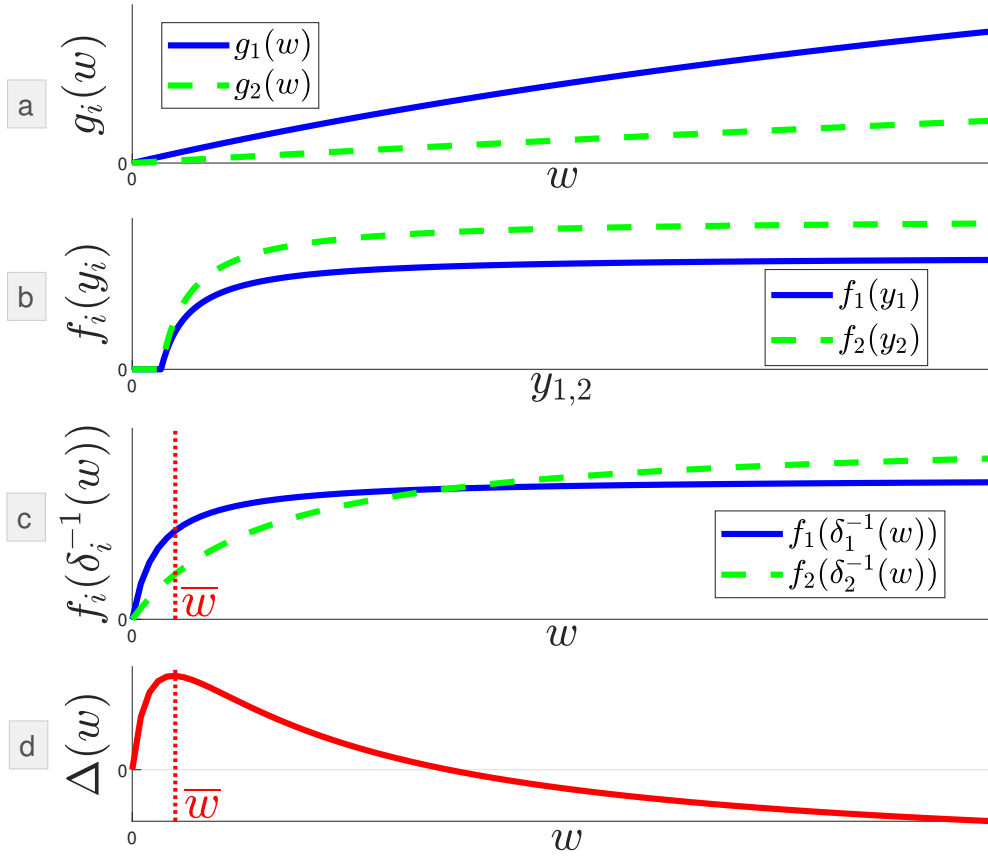


Figure 1: (a-b) provide the generic form of the functions f_i and g_i for $i = 1, 2$ (with arbitrary units), studied in this paper. (c) illustrates the resulting $f_i(\delta_i^{-1}(w))$, in their typical general form studied throughout this work, where both situations $f_1(\delta_1^{-1}(w)) > f_2(\delta_2^{-1}(w))$ and $f_1(\delta_1^{-1}(w)) < f_2(\delta_2^{-1}(w))$ hold over $[0, w_m]$. The resulting function Δ in (d) satisfies the hypothesis $\bar{w} \in (0, w_m)$.

2.3 Introducing the *static*-OCP

The *static*-OCP (see, e.g., [43]) associated with the OCP (2), for the system at steady state is:

$$\begin{cases} \text{Maximize } \Delta(w) = f_1(y_1(w)) - f_2(y_2(w)), \\ w \in [0, w_m] \\ \text{under the constraints } f_i(y_i)y_i = g_i(w), i = 1, 2. \end{cases} \quad (8)$$

In other words, the *static*-OCP seeks to maximize the function Δ defined in (3) when system (1) is at steady state. Under the assumption that $\bar{w} \in (0, w_m)$ is the unique point maximizing Δ , as in Fig. 1, the definition of the *static*-OCP is extended to include the co-state variables using the Hamiltonian equation.

Indeed, according to the Lagrange multipliers rule ([43]), there exists, $(\bar{\lambda}_{y_1}, \bar{\lambda}_{y_2}) \in \mathbb{R}^2$, s.t.,

the solution $(\bar{y}_1, \bar{y}_2, \bar{w})$ of the *static*-OCP (8) implies that $(\bar{w}, \bar{y}_1, \bar{y}_2, \bar{\lambda}_{y_1}, \bar{\lambda}_{y_2})$ also satisfies:

$$\begin{cases} \frac{\partial H}{\partial \lambda_{y_i}}(\bar{y}_1, \bar{y}_2, \bar{\lambda}_{y_1}, \bar{\lambda}_{y_2}, -1, \bar{w}) = 0, \\ -\frac{\partial H}{\partial y_i}(\bar{y}_1, \bar{y}_2, \bar{\lambda}_{y_1}, \bar{\lambda}_{y_2}, -1, \bar{w}) = 0, \\ \frac{\partial H}{\partial w}(\bar{y}_1, \bar{y}_2, \bar{\lambda}_{y_1}, \bar{\lambda}_{y_2}, -1, \bar{w}) = 0. \end{cases} \quad (9)$$

More precisely, using H given in (4), we deduce that the steady-state satisfying the *static*-OCP (8) is solution of,

$$\begin{cases} -f_i(\bar{y}_i)\bar{y}_i + g_i(\bar{w}) = 0, \quad i = 1, 2, \\ \bar{\lambda}_{y_1} (f_1(\bar{y}_1) + f_1'(\bar{y}_1)\bar{y}_1) - f_1'(\bar{y}_1) = 0, \\ \bar{\lambda}_{y_2} (f_2(\bar{y}_2) + f_2'(\bar{y}_2)\bar{y}_2) + f_2'(y_2) = 0, \\ g_1'(\bar{w})\bar{\lambda}_{y_1} + g_2'(\bar{w})\bar{\lambda}_{y_2} = 0, \end{cases} \quad (10)$$

In the general case illustrated in Fig. 1, we define the unique *static* optimal steady-state that satisfies (10), denoted by,

$$\mathcal{E}^{\text{static}} = (\bar{w}, \bar{y}_1, \bar{y}_2, \bar{\lambda}_{y_1}, \bar{\lambda}_{y_2}). \quad (11)$$

In Sect. 5, an explicit determination of $\mathcal{E}^{\text{static}}$ is given for typical f_i and g_i functions in quota models (in the Droop's case).

3 Turnpike main result : Theorem 1

Let us consider the perturbed trajectories around the *static* optimal steady-state $\mathcal{E}^{\text{static}}$ defined in (11). More precisely, we perform the classical change of coordinates, $\delta y_i(t) = y_i(t) - \bar{y}_i$, $\delta \lambda_{y_i}(t) = \lambda_{y_i}(t) - \bar{\lambda}_{y_i}$, for $i = 1, 2$, and we consider the shifted control, $\delta w(t) = w(t) - \bar{w}$. Thus, as in [43], we can check that, $\delta w(t) = -H_{ww}^{-1}(H_{wy}\delta y(t) + H_{w\lambda}\delta \lambda_y(t))$, where, $\delta y = (\delta y_1, \delta y_2)^T$ and $\delta \lambda_y = (\delta \lambda_{y_1}, \delta \lambda_{y_2})^T$. In what follows, we set $z = (\delta y, \delta \lambda_y)^T$.

Using the Hamiltonian (4), we notice that,

$$H_{yw} = \frac{\partial^2 H}{\partial y \partial w} \Big|_{\mathcal{E}^{\text{static}}} = (0, 0),$$

and thus around the unique point $\mathcal{E}^{\text{static}}$ we end up with,

$$\begin{pmatrix} \delta \dot{y}(t) \\ \delta \dot{\lambda}_y(t) \end{pmatrix} = \Psi \begin{pmatrix} \delta y(t) \\ \delta \lambda_y(t) \end{pmatrix} + \begin{pmatrix} \Lambda_1(\delta y(t), \delta \lambda_y(t)) \\ \Lambda_2(\delta y(t), \delta \lambda_y(t)) \end{pmatrix}, \quad (12)$$

for all $t \in [0, T_f]$, where Λ_i satisfies,

$$\frac{\|\Lambda_i(\delta y, \delta \lambda_y)\|}{\|(\delta y, \delta \lambda_y)\|} \xrightarrow{(\delta y, \delta \lambda_y) \rightarrow 0} 0. \quad (13)$$

and,

$$\Psi = \begin{pmatrix} H_{\lambda_y} & -H_{\lambda w} H_{ww}^{-1} H_{w\lambda} \\ -H_{yy} & -H_{y\lambda} \end{pmatrix}, \quad (14)$$

where,

$$H_{ww} = \frac{\partial^2 H}{\partial w^2} \Big|_{\mathcal{E}^{\text{static}}} = \bar{\lambda}_{y_1} g_1''(\bar{w}) + \bar{\lambda}_{y_2} g_2''(\bar{w}),$$

$$\begin{aligned} H_{yy} &= \text{diag}\{-\bar{\lambda}_{y_1} (2f'_1(\bar{y}_1) + \bar{y}_1 f''_1(\bar{y}_1)) + f''_1(\bar{y}_1), -\bar{\lambda}_{y_2} (2f'_2(\bar{y}_2) + \bar{y}_2 f''_2(\bar{y}_2)) - f''_2(\bar{y}_2)\}, \\ H_{\lambda y} &= \text{diag}\{-f_1(\bar{y}_1) - \bar{y}_1 f'_1(\bar{y}_1), -f_2(\bar{y}_2) - \bar{y}_2 f'_2(\bar{y}_2)\}, \\ H_{w\lambda} &= (g'_1(\bar{w}), g'_2(\bar{w})), \end{aligned}$$

and thus we end up with,

$$H_{\lambda w} H_{ww}^{-1} H_{w\lambda} = \begin{pmatrix} \frac{g_1'^2(w)}{\lambda_{y_1} g_1''(w) + \lambda_{y_2} g_2''(w)} & \frac{g_1'(w) g_2'(w)}{\lambda_{y_1} g_1''(w) + \lambda_{y_2} g_2''(w)} \\ \frac{g_1'(w) g_2'(w)}{\lambda_{y_1} g_1''(w) + \lambda_{y_2} g_2''(w)} & \frac{g_2'^2(w)}{\lambda_{y_1} g_1''(w) + \lambda_{y_2} g_2''(w)} \end{pmatrix}.$$

For notational convenience, we set the following matrices and constants,

$$\begin{aligned} -H_{\lambda w} H_{ww}^{-1} H_{w\lambda} H_{yy} &= \begin{pmatrix} \mathbf{b}_1 & \mathbf{b}_2 \\ \mathbf{b}_3 & \mathbf{b}_4 \end{pmatrix}, \\ \mathbf{b}_{23} &= \mathbf{b}_2 \mathbf{b}_3, \end{aligned}$$

$$\mathbf{a}_i = -\frac{\partial(f(y_i) y_i)}{\partial y_i} \Big|_{\mathcal{E}^{\text{static}}},$$

and

$$H_{\lambda y} = \text{diag}\{\mathbf{a}_1, \mathbf{a}_2\}.$$

Consequently, we can show that the eigenvalues κ_j , $j = 1, \dots, 4$, of the matrix Ψ defined in (14) are given by,

$$\begin{aligned} \kappa_1 &= \frac{1}{\sqrt{2}} \sqrt{\mathbf{a}_1^2 + \mathbf{a}_2^2 - \mathbf{b}_1 - \mathbf{b}_4 + \varsigma^{1/2}}, \\ \kappa_2 &= -\kappa_1, \\ \kappa_3 &= \frac{1}{\sqrt{2}} \sqrt{\mathbf{a}_1^2 + \mathbf{a}_2^2 - \mathbf{b}_1 - \mathbf{b}_4 - \varsigma^{1/2}}, \\ \kappa_4 &= -\kappa_3, \end{aligned} \tag{15}$$

where,

$$\varsigma = [(\mathbf{a}_1^2 - \mathbf{a}_2^2) - (\mathbf{b}_1 - \mathbf{b}_2)]^2 - 4\mathbf{b}_{23}.$$

Now, we are ready to state the main result of the paper.

Theorem 1. *Let $T_f > 0$ be a large fixed final-time and $\mathcal{E}^{\text{static}}$ be the unique global solution of the static-OCP (8), s.t. $\bar{w} \in (0, w_m)$ maximizes Δ in (3).*

① *The solution of OCP (2) with fixed initial conditions $y_i(0) \in \mathbb{R}_+^*$, $i = 1, 2$, corresponds to the singular control function $w_s \in \mathcal{W}$, s.t.,*

$$w_s(t) \neq \{0, w_m\}, \quad \text{for all } t \in [0, T_f], \tag{16}$$

i.e., the optimal control maximizing H in (4) is neither a bang 0 nor a bang w_m .

② *Moreover, if $\mathbf{a}_1 \neq \mathbf{a}_2$, $H_{ww} < 0$, and,*

$$\text{Re}(\kappa_j) \neq 0, \quad \text{for } j = 1, \dots, 4, \tag{17}$$

where κ_j are the eigenvalues of the matrix Ψ given in (15), then there exist positive constants ϵ , c_1 , c_2 and a time-instant $T^ > 0$, s.t., for all $T_f > T^*$, if,*

$$\sum_{i=1}^2 \|y_i(0) - \bar{y}_i\| + \|\bar{\lambda}_{y_i}\| < \epsilon, \tag{18}$$

then, the optimal solutions of OCP (2) satisfy, for all $t \in [0, T_f]$, the turnpike inequality,

$$\sum_{i=1}^2 \|y_i(t) - \bar{y}_i\| + \|\lambda_{y_i}(t) - \bar{\lambda}_{y_i}\| + \|w_s(t) - \bar{w}\| \leq c_1 \left(e^{-c_2 t} + e^{-c_2(T_f-t)} \right), \quad (19)$$

where c_1 does not depend on T_f and the optimal control is the singular w_s in $\textcircled{1}$.

Remark 1. Assuming that T_f is sufficiently large is classical in turnpike framework ([43]). The proof of Theorem 1 provides an estimate on the lower-bound of T_f . This bound is satisfied in biological applications, e.g., metabolite production ([12, 48]), algal growth ([19, 20]) due to the selection time which is much larger than the time-constants characterizing the system dynamics.

Remark 2. The conditions (17) ensure that the real part of the eigenvalues of the matrix Ψ are non-zero (i.e. they are not on the imaginary axis), which leads to a hyperbolic behavior around the static steady-state. In practice, the conditions (17) are satisfied for a large class of systems describing microalgae growth, as illustrated in Sect. 5.5.

Remark 3. In the proof of the second part of Theorem 1, we use the approach given in [36, 43]. Notice that the main theorem from [43] cannot be applied to our class of optimal control problems. Firstly, the control is bounded in the considered class of optimal control problem whereas it is unbounded in [43]. Secondly, the matrix $-H_{yy} + H_{yw}H_w^{-1}H_{wy}$ is not positive definite in our case. For instance, choosing $f_i(y_i) = \frac{a_i y_i - b_i}{y_i}$, it follows that $2f'_1(y_1) + y_1 f''_1(y_1) = 0$, and then we deduce that, $-H_{yy} + H_{yw}H_w^{-1}H_{wy} = -H_{yy} = \text{diag}\{f''_1(\bar{y}_1), -f''_2(\bar{y}_2)\}$, which does not satisfy the positive definite condition in [43]. This point is illustrated numerically in Sect. 5.5 using Droop's functions. Therefore, the hypotheses of the second part of Theorem 1 are slightly different from the hypotheses of the main theorem in [43].

The proof of Theorem 1 is divided in two parts. The first step concerns the statement $\textcircled{1}$ and derives from the PMP. The second step is based on the hyperbolicity of the linearized system $\dot{z} = \Psi z + \Lambda(z)$, where $z = (\delta y, \delta \lambda y)^T$. We end up the proof of point $\textcircled{2}$ using hyperbolic system properties, similarly to the arguments used in [36, 43], and which are adapted to the case of Theorem 1 as detailed in Appendix D.

4 Proof of Theorem 1

$\textcircled{1}$ Using (4)-(5), we note that the PMP implies that the admissible control function satisfies, for almost all $t \in [0, T_f]$, the maximization condition,

$$\max_{w(t) \in [0, w_m]} H(y_i, \lambda_{y_i}, w) = \max_{w(t) \in [0, w_m]} \Phi(\lambda_{y_i}, w). \quad (20)$$

At first sight, we deduce from (20) that any extremal solution should be a concatenation of *bang* and *singular* arcs over $[0, T_f]$. Indeed, using (5) we notice that in the case where $\lambda_{y_1}(t) \geq 0$ and $\lambda_{y_2}(t) \geq 0$, the control satisfying (20) is the *bang* $w(t) = w_m$. Similarly, if $\lambda_{y_1}(t) \leq 0$ and $\lambda_{y_2}(t) \leq 0$, then it follows that the control satisfying (20) is the *bang* $w(t) = 0$. And finally, when $\lambda_{y_1}(t)\lambda_{y_2}(t) < 0$ at any $t \in [0, T_f]$, we deduce from the fact that g_i is a positive increasing function that the control satisfying (20) is the *singular* control denoted by $w_s(t)$, which maximizes Φ and which is neither 0 nor w_m . However, using the co-states dynamics given by,

$$\begin{cases} \dot{\lambda}_{y_1} = \lambda_{y_1} (f_1(y_1) + f'_1(y_1)y_1) - f'_1(y_1), \\ \dot{\lambda}_{y_2} = \lambda_{y_2} (f_2(y_2) + f'_2(y_2)y_2) + f'_2(y_2), \end{cases} \quad (21)$$

where f_i are continuously increasing, we deduce that,

$$\bar{\lambda}_{y_1} = \frac{f'_1(\bar{y}_1)}{f_1(\bar{y}_1) + f'_1(\bar{y}_1)\bar{y}_1} > 0,$$

and

$$\bar{\lambda}_{y_2} = \frac{-f'_2(\bar{y}_2)}{f_2(\bar{y}_2) + f'_2(\bar{y}_2)\bar{y}_2} < 0.$$

Then, since $\bar{\lambda}_{y_i}$ is an equilibrium point of (21) and using the transversality conditions (6), we deduce that,

$$\begin{cases} 0 < \lambda_{y_1}(t) < \bar{\lambda}_{y_1}, \\ \bar{\lambda}_{y_2} < \lambda_{y_2}(t) < 0, \end{cases} \quad (22)$$

for all $t \in [0, T_f)$, where the latter inequalities derive from the fact that $\partial(f_i(y_i)y_i)/\partial y_i > 0$ and $f'_i(y_i) > 0$ in (21). In particular, (22) imply that for all $t \in [0, T_f)$,

$$\lambda_{y_1}(t)\lambda_{y_2}(t) < 0. \quad (23)$$

Consequently, we conclude from (23) that the control $w_s(t)$ is the one that satisfies the PMP and thus steers over the time window $[0, T_f]$ the trajectories from $y_1(0), y_2(0)$ to $y_1(T_f), y_2(T_f)$. This concludes the proof of ①.

② Now, let us focus on the eigenvalues of the matrix Ψ defined in (14). Firstly, let us observe that,

$$\det(\Psi - \kappa I_4) = \det \begin{pmatrix} H_{\lambda y} - \kappa I_2 & -H_{\lambda w}H_{ww}^{-1}H_{w\lambda} \\ -H_{yy} & -H_{y\lambda} - \kappa I_2 \end{pmatrix},$$

where I_p is the $p \times p$ identity matrix. We notice that H_{yy} and $-H_{y\lambda} - \kappa I_2$ are diagonal and thus they are commutative. Therefore, it follows that,

$$\det(\Psi - \kappa I_4) = \det((H_{\lambda y} - \kappa I_2)(-H_{y\lambda} - \kappa I_2) - H_{\lambda w}H_{ww}^{-1}H_{w\lambda}H_{yy}).$$

Consequently, $\det(\Psi - \kappa I_4) = 0$, leads to,

$$(\alpha_1^2 - \kappa^2 - \mathbf{b}_1)(\alpha_2^2 - \kappa^2 - \mathbf{b}_4) - \mathbf{b}_{23} = 0, \quad (24)$$

where the constants α 's and \mathbf{b} 's are defined before Theorem 1. From the equation (24) we readily get the eigenvalues $\kappa_j, j = 1, \dots, 4$, given in (15). Under the suitable assumptions expressed in (17), we ensure that the studied optimality system is hyperbolic, *i.e.*, all eigenvalues of Ψ have nonzero real parts. Next, by Theorem 6 of [32], it follows that there exist symmetric 2×2 matrices P_-, P_+ maximal and minimal solutions of the Riccati equation,

$$H_{y\lambda}P + PH_{\lambda y} - H_{yy} - PH_{\lambda w}H_{ww}^{-1}H_{w\lambda}P = 0. \quad (25)$$

Moreover, the corresponding matrices $\Omega_+ = H_{\lambda y} - H_{\lambda w}H_{ww}^{-1}H_{w\lambda}P_+$ and $\Omega_- = H_{\lambda y} - H_{\lambda w}H_{ww}^{-1}H_{w\lambda}P_-$ are such that eigenvalues of Ω_+ have strictly positive real part and eigenvalues of Ω_- have strictly negative real part, *i.e.*, Ω_+ is unstable and Ω_- is stable. We denote by,

$$V := \begin{pmatrix} I & I \\ P_- & P_+ \end{pmatrix} \quad (26)$$

where I is the 2×2 identity matrix. Straightforward calculations show that,

$$\tilde{\Psi} = V^{-1}\Psi V = \text{diag}\{\Omega_-, \Omega_+\}.$$

We denote by \tilde{z} the new variable *s.t.* $V\tilde{z} = z$, and then it follows from (12) that,

$$\begin{cases} \dot{\tilde{z}}_1(t) = \Omega_- \tilde{z}_1(t) + \theta_1(\tilde{z}_1(t), \tilde{z}_2(t)), \\ \dot{\tilde{z}}_2(t) = \Omega_+ \tilde{z}_2(t) + \theta_2(\tilde{z}_1(t), \tilde{z}_2(t)), \end{cases} \quad (27)$$

where the θ_i , $i = 1, 2$, satisfy the o-little property as in (13). At this juncture, we point out that under different hypothesis, we have rewritten the optimality conditions in the form (27) similarly to [43] and [36]. It can be shown (see Lemmas 2-3 in Appendix D), that there exists $\mathfrak{r} > 0$ *s.t.* for all $(\tilde{z}_1^0, \tilde{z}_2^f)$ satisfying, $\tilde{z}_1^0 = \tilde{z}_1(0)$, $\tilde{z}_2^f = \tilde{z}_2(T_f)$, $(\tilde{z}_1^0, \tilde{z}_2^f) \in B(0, \mathfrak{r})$, the corresponding solution $(\tilde{z}_1(t, (\tilde{z}_1^0, \tilde{z}_2^f)), \tilde{z}_2(t, (\tilde{z}_1^0, \tilde{z}_2^f)))$ of system (27) admits for any $t \in [0, T_f]$ the bound,

$$\begin{cases} \|\tilde{z}_1(t)\| \leq C_\kappa \left[\|\tilde{z}_1^0\| e^{-\kappa t} + e^{-\kappa(T_f-t)} \|\tilde{z}_2^f\| \Theta_1(\|\tilde{z}_1\|_{c^0}) \right], \\ \|\tilde{z}_2(t)\| \leq C_\kappa \left[\|\tilde{z}_2^f\| e^{-\kappa(T_f-t)} + e^{-\kappa t} \|\tilde{z}_1^0\| \Theta_2(\|\tilde{z}_2\|_{c^0}) \right]. \end{cases} \quad (28)$$

Next step is to verify that there exist $T^* > 0$ and $\epsilon > 0$ in (18) *s.t.*, for any $T_f > T^*$ and $y(0)$ satisfying (18), $(\tilde{z}_1^0, \tilde{z}_2^f)$ satisfy,

$$\begin{cases} \tilde{z}_1^0 + \tilde{z}_2(0) = y_0 - \bar{y}, \\ P_- \tilde{z}_1(T_f) + P_+ \tilde{z}_2^f = -\bar{\lambda}_y. \end{cases} \quad (29)$$

For that, we use the fixed point argument as in [36], by defining the map $F : B(0, \mathfrak{r}) \rightarrow \mathbb{R}^4, s.t.$,

$$F \begin{pmatrix} \tilde{z}_1^0 \\ \tilde{z}_2^f \end{pmatrix} = \begin{pmatrix} y_0 - \bar{y} - \tilde{z}_2(0) \\ -P_+^{-1}(P_- \tilde{z}_1(T_f) + \bar{\lambda}_y) \end{pmatrix},$$

and showing that F admits the unique fixed point $(\tilde{z}_1^0, \tilde{z}_2^f)$. This step is detailed Appendix D.4. It is worth mentioning that at this stage of the proof, we also get the lower-bound T^* of T_f and ϵ from (18). Finally, using (28) for $T_f > T^*$, we obtain for all $t \in [0, T_f]$,

$$\begin{aligned} \|\delta y(t)\| &= \|\tilde{z}_1(t, (\tilde{z}_1^0, \tilde{z}_2^f))\| + \|\tilde{z}_2(t, (\tilde{z}_1^0, \tilde{z}_2^f))\| \\ &\leq C_\kappa \left(\|\tilde{z}_1^0\| e^{-\kappa t} + e^{-\kappa(T_f-t)} \|\tilde{z}_2^f\| \Theta_1(\mathfrak{r}) \right) + C_\kappa \left(\|\tilde{z}_2^f\| e^{-\kappa(T_f-t)} + e^{-\kappa t} \|\tilde{z}_1^0\| \Theta_2(\mathfrak{r}) \right). \end{aligned}$$

Up to defining a bigger constant C_κ , we deduce that,

$$\|\delta y(t)\| \leq C_\kappa \left(e^{-\kappa t} + e^{-\kappa(T_f-t)} \right), \quad \forall t \in [0, T_f]. \quad (30)$$

Note that C_κ is independent of T_f . Similarly, we get,

$$\|\delta \lambda_y(t)\| \leq C_\kappa \left(e^{-\kappa t} + e^{-\kappa(T_f-t)} \right), \quad \forall t \in [0, T_f]. \quad (31)$$

Note that there exists $R = R(\mathfrak{r})$ *s.t.*,

$$\|\delta y\| + \|\delta \lambda_y\| \leq R.$$

Then, using additional calculations for $\delta w(t)$, we get,

$$\|\delta w(t)\| = \|w(y, \lambda_y) - \bar{w}\| \leq \sup_{B((\bar{y}, \bar{\lambda}_y), R)} \|\nabla_y w\| \|\delta y\| + \sup_{B((\bar{y}, \bar{\lambda}_y), R)} \|\nabla_{\lambda_y} w\| \|\delta \lambda_y\|, \quad (32)$$

for all $t \in [0, T_f]$. Combining (30), (31) and (32) leads us to the *exponential turnpike* estimate given in (19) and thus concludes the proof of Theorem 1.

5 Application to a higher dimensional dynamical system

5.1 Algal competition using Droop's model

In this section, we focus on a model of competition between two microalgae populations in dimension 5, with the aim of achieving species separation over a fixed time window. We tweak this issue using a system reduction in order to rewrite the optimization objective in term of the generic OCP (2). We stick to conventional biological notations following the classical Droop's model in order to remain consistent with earlier works (*e.g.*, [19, 20]).

Let x_1 and x_2 be the biomass concentrations of two different strains of microalgae, initially coexisting in a bioreactor with one limiting substrate s , *s.t.*, $s(t) \in [0, s_{in}]$, for all $t \geq 0$, where s_{in} is the constant substrate influent concentration. Each microalgae species uptakes the free nutrient s in the bioreactor. The intracellular amount of this limiting element is the cell quota q_i , with $i = 1, 2$.

A general class of quota models, including the classical Droop's model ([23]), writes,

$$\begin{cases} \dot{s} = (s_{in} - s)D - \sum_{i=1}^2 \rho_i(s)x_i, \\ \dot{q}_i = \rho_i(s) - \mu_i(q_i)q_i, \\ \dot{x}_i = [\mu_i(q_i) - D]x_i. \end{cases} \quad (33)$$

The function μ_i in (33) stands for the growth rate of the i -th species, while ρ_i is its nutrient uptake rate of free nutrient. The dilution rate D and the substrate input s_{in} can generally be manipulated in the bioreactor. The functions ρ_i and μ_i are nonnegative and increasing bounded functions, *s.t.*, $0 \leq \rho_i(s) \leq \rho_{mi}$, and, $0 \leq \mu_i(q_i) \leq \mu_{mi}$, where ρ_{mi} and μ_{mi} are positive constants. Typically in Droop's model, the uptake rate $\rho_i(s)$ is expressed in terms of Michaelis-Menten kinetics,

$$\rho_i(s) = \frac{\rho_{mi}s}{K_{si} + s}, \quad (34)$$

where K_{si} is a positive constant. The most classical form –known as Droop's growth– for μ_i is given for $i = 1, 2$ by,

$$\mu_i(q_i) = \mu_{i\infty} \left(1 - \frac{Q_{i\min}}{q_i} \right), \quad q_i \geq Q_{i\min}. \quad (35)$$

The minimum intracellular quota $Q_{i\min} > 0$ defines the quota under which cell division cannot occur (thus, $\mu_i(q_i) = 0$ for all $q_i \leq Q_{i\min}$). Other forms have been used to describe the growth rate such as the Caperon-Meyer equation ([13]),

$$\mu_i(q_i) = \frac{\mu_{i\infty}(q_i - Q_{i\min})}{q_i - Q_{i\min} + k_{qi}}, \quad q_i \geq Q_{i\min}, \quad k_{qi} > 0, \quad (36)$$

another possible form that we also use in this work is,

$$\mu_i(q_i) = \frac{\mu_{i\infty}q_i^{n_i}}{q_i^{n_i} + k_{qi}^{n_i}}, \quad n_i > 1. \quad (37)$$

Notice that the choices (36)-(37) lead to nonlinear terms $\mu_i(q_i)q_i$ in (33). In all these cases, the resulting quota is bounded for all $t \geq 0$, *i.e.*, $Q_{i\min} \leq q_i(t) \leq q_{mi}$, where q_{mi} is the maximum internal storage rate ([7]). In the sequel, the quota variables q_i will stand for y_i in model (1) and we will prove that:

(i) OCP (2) achieves microalgae separation, through maximization of relative concentration

$x_1(T_f)/x_2(T_f)$,

(ii) Theorem 1 applies for different functions μ_i (given by (35)-(37)), *i.e.*, *turnpike*-type behaviors hold and characterize microalgae selection, under various types of growth rates.

5.2 Controlling the substrate concentration

Now, let us assume that the free substrate concentration s is controlled by an ad-hoc controller. For instance, by playing with the concentration of the influent substrate s_{in} and with the dilution rate D , the concentration s can follow a desired (smooth enough) reference trajectory $s(t) = s^*(t)$. Different control designs can be used such as linearizing control ([22]), asymptotic control ([31]) or other approaches that demonstrated their efficiency on microalgae (see, *e.g.*, [6, 41]).

By assuming a perfect tracking of the substrate towards $w(t)$, the system (33) then reduces to,

$$\begin{cases} \dot{q}_i = \rho_i(w) - \mu_i(q_i)q_i, \\ \dot{x}_i = [\mu_i(q_i) - D]x_i, \end{cases} \quad (38)$$

This system is triangular, and the dynamics of x_i results from the dynamics of q_i . Consequently, we can focus exclusively on the quota-dynamics q_i , for $i = 1, 2$.

5.3 Maximizing the relative biomass density

Species separation is achieved when maximizing the relative density of the species of interest x_1 at T_f , *i.e.*, finding the optimal control maximizing the quantity,

$$\tilde{C}(T_f) = \frac{x_1(T_f)}{x_2(T_f)}. \quad (39)$$

Let us state the following key result to end up with a functional that does not depend on the states x_i , but still maximizes the relative concentration at the final-time.

Proposition 1. *Any solution of the class of systems (38) maximising $\mathcal{C}_{[0,T_f]}$ defined in OCP (2) is equivalently maximizing \tilde{C}_{T_f} in (39), where the functions f_i in OCP (2) stand for the growth rates μ_i in system (38).*

Proof: Indeed, the cost function in OCP (2) writes,

$$\mathcal{C}_{[0,T_f]} = \int_0^{T_f} [\mu_1(q_1(t)) - D] - [\mu_2(q_2(t)) - D] dt. \quad (40)$$

Using the state dynamics, $\mu_i(q_i) - D = \frac{\dot{x}_i}{x_i}$, we get,

$$\mathcal{C}_{[0,T_f]} = [\ln(x_1(t)) - \ln(x_2(t))]_0^{T_f} = \ln \left(\frac{x_1(T_f)x_2(0)}{x_1(0)x_2(T_f)} \right). \quad (41)$$

Thus, maximizing $\mathcal{C}_{[0,T_f]}$ indeed consists in maximizing \tilde{C}_{T_f} . The advantage of considering the criterion $\mathcal{C}_{[0,T_f]}$ instead of the natural criterion \tilde{C}_{T_f} is that it is independent of the dynamics of the states x_i , for $i = 1, 2$.

Thus, the optimization problem can now be reduced to an OCP as in (2), involving the cost $\mathcal{C}_{[0,T_f]}$ and associated with the reduced-system (in the form (1)),

$$\begin{cases} \dot{q}_1 = -\mu_1(q_1)q_1 + \rho_1(w), \\ \dot{q}_2 = -\mu_2(q_2)q_2 + \rho_2(w), \end{cases} \quad (42)$$

where the growth rate μ_i is given by one of the functions (35)–(37), the uptake rate ρ_i is given by (34), and the control w is equivalent to the substrate s in (33) once regulated by the ad'hoc controller. This is especially true since ① in Theorem 1 states that the solution of the OCP (2) corresponds to the singular control function with no *bangs* over the time-window $[0, T_f]$, and consequently the optimal control $w^*(t)$ has thus the required smoothness to be tracked in the original system (33) through the ad'hoc controller. To sum up, we can see that finding a control for system (33) approaching as close as possible the solution $w^*(t)$ of the OCP studied in Sect. 2-3 will provide an excellent suboptimal control for the OCP of the ful-system (33) associated with the criterion (39).

5.4 Optimal synthesis of species separation

Now, we are ready to apply the results obtained in Sect. 2-3 to the problem of species selection. Firstly, the *static*-OCP associated with (42) and $\mathcal{C}_{[0, T_f]}$ states,

$$\begin{cases} \text{Maximize}_{w \in [0, w_m]} & \Delta(w) = \mu_1(q_1(w)) - \mu_2(q_2(w)), \\ \text{where} & -\mu_i(q_i)q_i + \rho_i(w) = 0 \text{ for } i = 1, 2, \end{cases} \quad (43)$$

under the steady-state constraints $-\mu_i(q_i)q_i + \rho_i(w) = 0$ for $i = 1, 2$. Similarly to Section 2, the solution of (43) –including the co-states– is denoted by, $\mathcal{E}^{\text{static}} = (\bar{q}_1, \bar{q}_2, \bar{\lambda}_{q_1}, \bar{\lambda}_{q_2}, \bar{w})$. This optimal steady-state satisfies (9)-(10), using this time the quota-coordinates in (42), under the standard assumption of Section 2, *i.e.*, $\bar{w} \in (0, w_m)$ as in Fig. 1, which is generally satisfied for ρ_i and μ_i in (34)-(37), as illustrated later in numerical simulations. A case in point is the classical Droop's model associated with (34)-(35), in which case the function Δ rewrites,

$$\Delta(w) = \mu_1(\delta_1^{-1}(w)) - \mu_2(\delta_2^{-1}(w)), \quad (44)$$

where, $\delta_i(\ell) = \rho_i^{-1}(\mu_i(\ell)\ell)$, and since, $\rho_i^{-1}(\ell) = \frac{K_i \ell}{\rho_{im} - \ell}$, for all $\ell \in [0, \rho_{im})$, we obtain, $\delta_i(\ell) = K_i \frac{\ell - Q_{i \min}}{\sigma_i - \ell}$, where, $\sigma_i = \frac{\rho_{im}}{\mu_{i\infty}} + Q_{i \min}$. This leads to,

$$\delta_i^{-1}(\ell) = \frac{\sigma_i \ell + K_i Q_{i \min}}{\ell + K_i},$$

and consequently we end up in the Droop's case with,

$$\mu_i(\delta_i^{-1}(\ell)) = \frac{\rho_{im} \ell}{\sigma_i \ell + K_i Q_{i \min}}, \quad i = 1, 2. \quad (45)$$

Using (45) we can compute successive derivatives of $\Delta(w)$ in the Droop's case, *i.e.*,

$$\Delta'(w) = \frac{\rho_{1m} K_1 Q_{1 \min}}{(K_1 Q_{1 \min} + \sigma_1 w)^2} - \frac{\rho_{2m} K_2 Q_{2 \min}}{(K_2 Q_{2 \min} + \sigma_2 w)^2},$$

and, $\Delta''(w) = \varkappa_1(w) - \varkappa_2(w)$, where,

$$\varkappa_i(w) = -\frac{2K_i \mu_{i\infty}^2 Q_{i \min} \rho_{im} (\mu_{i\infty} Q_{i \min} + \rho_{im})}{(K_i \mu_{i\infty} Q_{i \min} + (\mu_{i\infty} Q_{i \min} + \rho_{im})w)^3}.$$

Thus, by looking for the points that satisfy $\Delta'(\bar{w}) = 0$ and $\Delta''(\bar{w}) < 0$ in the case where μ_i is given by (35), we deduce that the steady-state $\mathcal{E}^{\text{static}} = (\bar{w}, \bar{q}_1, \bar{q}_2, \bar{\lambda}_{q_1}, \bar{\lambda}_{q_2})$, satisfies,

$$\bar{q}_i = \frac{1}{\mu_{i\infty}} (\rho_i(\bar{w}) + \mu_{i\infty} Q_{i \min}), \quad \text{for } i = 1, 2,$$

$$\bar{\lambda}_{q_1} = -\frac{Q_{1\min}}{\bar{q}_1^2},$$

and,

$$\bar{\lambda}_{q_2} = \frac{Q_{2\min}}{\bar{q}_2^2}.$$

Numerically, we check that only one numerical value \bar{w} belongs to $(0, w_m)$ for a sufficiently large w_m , leading then to the configuration in Fig. 1 (Fig. 4 in Droop's case). We refer to Appendices A-B for more details on the practical determination of $\mathcal{E}^{\text{static}}$ in the Droop's case.

In a similar way, we can determine the analytic expression of $\mathcal{E}^{\text{static}}$ for different growth-rates ((36)-(37)).

Therefore, under suitable conditions a unique $\mathcal{E}^{\text{static}}$ exists and satisfies $\bar{w} \in (0, w_m)$, and thus in light of Theorem 1 we derive the following statement as a direct consequence.

Claim 1 (Application of Theorem 1). *Let fix any biological parameters for the functions ρ_i in (34) and μ_i in (35)-(37), $i = 1, 2$, in system (33), s.t., there exists a unique $\mathcal{E}^{\text{static}}$ with $\bar{w} \in (0, w_m)$, solution of the static-OCP (43) then,*

① *the optimal control $w^*(t)$ for all $t \in [0, T_f]$ is singular, i.e., it does not involve bang arcs 0 and w_m over $[0, T_f]$.*

② *Moreover, if the corresponding conditions (17) and (18) are fulfilled, the singular optimal control (substrate concentration) $w^*(t)$ and its related quota $q_i(t)$, as well as their respective co-states $\lambda_{q_i}(t)$, $i = 1, 2$, exhibit over the fixed time-horizon $[0, T_f]$ an exponential turnpike behavior characterized in (19).*

Note that the overlapping of favorable features (namely the facts that \bar{w} solution of the static-OCP is remote from the bounds 0 and w_m , the optimal control is inherently singular, i.e., $w_s(t) \in (0, w_m)$ for all $t \in [0, T_f]$, and also the exponential turnpike keeping $w_s(t)$ almost constant most of the time) results in strong smoothness of the optimal control and the optimal trajectories, as illustrated in the next section. Nonetheless, this smoothness does not imply that the resulting ad hoc controller of system (33) should be smooth as well, as shown in [20] where the obtained dilution-based control is of type *bang-singular*.

To sum up the methodology provided in this paper: the first step is to determine the optimal point $\mathcal{E}^{\text{static}}$ s.t. $\bar{w} \in (0, w_m)$, solution of the static-OCP corresponding to a given dataset of biological parameters and functions in the system (33). Next, we compute the matrix Ψ defined around $\mathcal{E}^{\text{static}}$ as in (14). Then, the conditions stated in ②–Theorem 1 ensure the existence of a *turnpike*-type behavior of the optimal solution of the reduced system (1). The numerical computation of the eigenvalues κ_j , $j = 1, \dots, 4$, which are defined in (15), is illustrated in different cases of the functions μ_i in Sect. 5.5.

Finally, it is worth noting that the conditions (17) in Theorem 1 appear to be systematically satisfied in numerical simulations, leading accordingly to a *turnpike* behavior in all the evaluated cases.

5.5 Numerical synthesis through direct optimization methods

The direct-optimization approach performed in this section illustrates the results of Theorem 1 applied to the quota-model in Sect. 5 (System (42)) for the different growth functions ((35)-(37)) illustrated in Fig. 2.

In this perspective, the state variables and the control function of system (42) are discretized, by setting a subdivision of the time-horizon $[0, T_f]$ with fixed T_f , and the substrate-control w is discretized over \mathcal{W} , s.t. w is piecewise constant on the time-interval subdivision, with values

belonging to $[0, w_m]$. The state dynamics q_1 and q_2 (42) is discretized with **Lobatto** scheme ([8]), *i.e.* RK method of type **Lobatto-IIIIC**, based on an implicit trapezoidal rule, of order 6. suitable for stiff-nonlinear problems, through a scheme of ordinary differential equations (ODE) decomposition (*e.g.*, implicit/explicit Euler schemes, Runge-Kutta methods, *etc.*). Thus, numerical direct methods transform OCP (2) (stated in Sect. 2, associated with System (42)) through the discretization step, into a nonlinear programming problem (NLP) in finite-dimension of the form,

$$\begin{cases} \text{Maximize}_{\{w_1, \dots, w_p\} \in [0, w_m]} \mathcal{C}_{[0, T_f]}(w_1, \dots, w_p), \\ q_{1, 2k+1} = f_i(t_k, q_{1, 2k}, w_k), \quad k = 0, \dots, N-1. \end{cases} \quad (46)$$

When applied to an ODE of the form, $\dot{\mathfrak{z}} = f(t, \mathfrak{z})$, **Lobatto Runge-Kutta** methods are expressed as,

$$\begin{aligned} \mathfrak{Z}_{ki} &= \mathfrak{z}_k + h_k \sum_{j=1}^{\mathfrak{s}} a_{ij} f(t_k + c_j h_k, \mathfrak{Z}_{kj}), \\ \text{with, } i &= 1, \dots, \mathfrak{s}, \end{aligned} \quad (47)$$

$$\mathfrak{z}_{k+1} = \mathfrak{z}_k + h_k \sum_{j=1}^{\mathfrak{s}} b_j f(t_k + c_j h_k, \mathfrak{Z}_{kj}),$$

where the stage value \mathfrak{s} defines the order of the Lobatto's method (the order is given by $2\mathfrak{s} + 2$ in **Lobatto-III** family), and the coefficients a_{ij} , b_j and c_j are given according to \mathfrak{s} , verifying a set of conditions (see, *e.g.*, [28], Chap. VI.5). In this case, the stage \mathfrak{s} is 4 and the coefficients a_{ij} , b_j and c_j in (47) are given in Tab. 1.

Using the numerical values of the biological parameters in Fig. 2, we performed several direct optimizations in **Bocop**, based on the settings given in Tab. 2. with appropriate settings (tolerance for NLP solver: 10^{-34} , 2000 time-steps, see Tab. 2). No issue is encountered regarding the initialization and starting points for solving the studied problem. In all the following examples, the conditions of Theorem 1 are satisfied, and the optimal solutions satisfy the *turnpike* property (19) as stated in Claim 1.

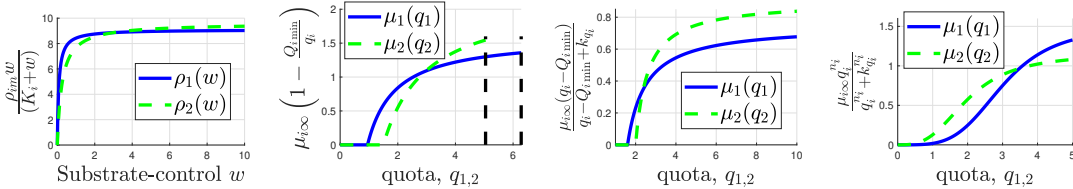


Figure 2: Various functions used in Droop and Caperon-Meyer models ([13, 23]). **From left to right:** absorption functions ρ_i in (34) with, $\rho_{1m} = 9.1 (\mu\text{mol.L}^{-1}.d^{-1})$, $K_1 = 0.08 (\mu\text{mol.L}^{-1})$, $\rho_{2m} = 9.6 (\mu\text{mol.L}^{-1}.d^{-1})$, $K_2 = 0.25 (\mu\text{mol.L}^{-1})$. Growth rate μ_i in (35) with, $\mu_{1\infty} = 1.6 \text{day}^{-1}$, $Q_{1\min} = 0.95 \mu\text{mol/L}$, $\mu_{2\infty} = 2.2 \text{day}^{-1}$, $Q_{2\min} = 1.5 \mu\text{mol/L}$. Growth rate μ_i in (36) with, $\mu_{1\infty} = 0.75 \text{day}^{-1}$, $Q_{1\min} = 1.6 \mu\text{mol/L}$, $k_{q1} = 0.9 \mu\text{mol/L}$, $\mu_{2\infty} = 0.9 \text{day}^{-1}$, $Q_{2\min} = 2 \mu\text{mol/L}$, $k_{q2} = 0.6 \mu\text{mol/L}$. Growth rate μ_i in (37) with, $\mu_{1\infty} = 1.5 \text{day}^{-1}$, $n_1 = 4$, $k_{q1} = 3 \mu\text{mol/L}$, $\mu_{2\infty} = 1.15 \text{day}^{-1}$, $n_2 = 3$, $k_{q2} = 2 \mu\text{mol/L}$.

Example 1. We set $T_f = 15$ days and we consider that the growth functions μ_i are in the Droop's form (35). In this case, the sufficient conditions given in [43] are not satisfied (see Remark 3).

The computations performed in Appendices A-B give the analytical expression of the singular control in this case.

The function $\Delta(w) = \mu_1(\delta_1^{-1}(w)) - \mu_2(\delta_2^{-1}(w))$ is given in Fig. (3). In addition, the static steady-state $\mathcal{E}^{\text{static}}$ and the eigenvalues of the matrix Ψ are given in Table . Notice also that

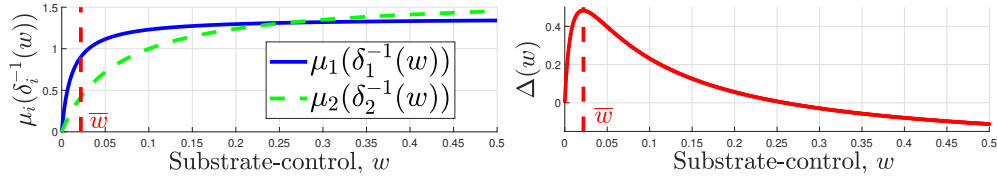
$c_1 = 0$	$a_{11} = \frac{1}{12}$	$a_{12} = -\frac{\sqrt{5}}{12}$	$a_{13} = \frac{\sqrt{5}}{12}$	$a_{14} = -\frac{1}{12}$
$c_2 = \frac{1}{2} - \frac{\sqrt{5}}{10}$	$a_{21} = \frac{1}{12}$	$a_{22} = \frac{1}{4}$	$a_{23} = \frac{10-7\sqrt{5}}{60}$	$a_{24} = \frac{\sqrt{5}}{12}$
$c_3 = \frac{1}{2} + \frac{\sqrt{5}}{10}$	$a_{31} = \frac{1}{12}$	$a_{32} = \frac{10+7\sqrt{5}}{60}$	$a_{33} = \frac{1}{4}$	$a_{34} = -\frac{\sqrt{5}}{60}$
$c_s = 1$	$a_{41} = \frac{1}{12}$	$a_{42} = \frac{5}{12}$	$a_{43} = \frac{1}{12}$	$a_{44} = \frac{1}{12}$
	$b_1 = \frac{1}{12}$	$b_2 = \frac{5}{12}$	$b_3 = \frac{5}{12}$	$b_s = \frac{1}{12}$

Table 1: The values of the coefficients corresponding to $s = 4$ in Lobatto IIIC.

Final time (days)	$T_f = 15$ (Example 1), $T_f = 20$ (Example 2), $T_f = 50$ (Example 3)
Discretization	Lobatto IIIC (implicit, 4-stage, 6th order)
Time steps	2000
Max. iterations	2000
NLP solver tolerance	10^{-34}

Table 2: The numerical settings used in Bocop, associated with the biological parameters given in Fig. 2.

in this case $H_{yy} = \text{diag}\{0.2997, -1.0443\}$. According to Theorem 1 (see Claim 1), the turnpike property (19) holds as shown in Fig. 4.

Figure 3: The functions $\mu_i(\delta_i^{-1}(w))$ and $\Delta(w)$ using the data given in Fig. 2 with μ_i as in (35).

Example 2. We set $T_f = 30$ days and we consider that the growth functions μ_i are in the form (36), with the biological parameters given in Fig. 2. Results are in Table 3. The turnpike holds according to Theorem 1, as described in Claim 1 and illustrated in Fig. 5. Notice that the sufficient conditions for the turnpike existence given in [43] are not satisfied, since $H_{yy} = \text{diag}\{0.116993, -0.939631\}$.

	Example 1	Example 2	Example 3
\bar{w}	0.021	0.015	0.074
\bar{q}_1	2.164	0.015	3.91
\bar{q}_2	1.84	0.015	2.69
$\bar{\lambda}_{q_1}$	0.44	0.322	0.173
$\bar{\lambda}_{q_2}$	-0.20	-0.1377	2.690
$\kappa_{1,2}$	$2.332 \pm 0.81i$	$1.74 \pm 1.09i$	± 3.02
$\kappa_{3,4}$	$-2.332 \pm 0.81i$	$-1.74 \pm 1.09i$	± 0.82

Table 3: Values of the static steady-state $\mathcal{E}^{\text{static}}$ and eigenvalues of the matrix Ψ defined at $\mathcal{E}^{\text{static}}$ for the 3 examples.

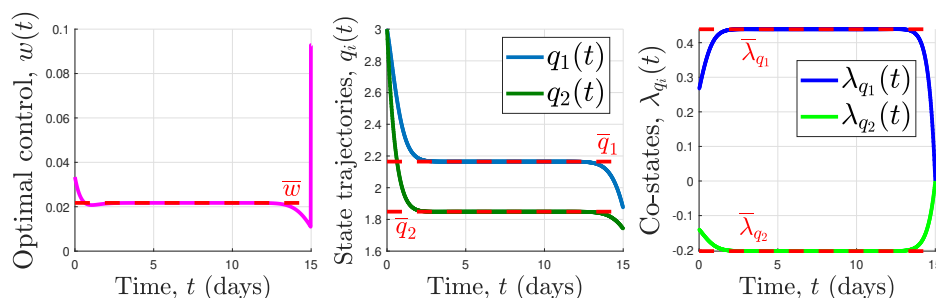


Figure 4: The optimal control and optimal trajectories given by Bocop in Example 1.

Example 3. We set $T_f = 50$ days. The functions μ_i are in the form (37), with the biological parameters in Fig. 2. Results are in Tab. 3. Similarly to the previous examples, here we get, $H_{yy} = \text{diag}\{0.183898, -0.210028\}$. However, the turnpike characteristics hold in the optimal solution according to Theorem 1 and Claim 1, as shown in Fig. 6.

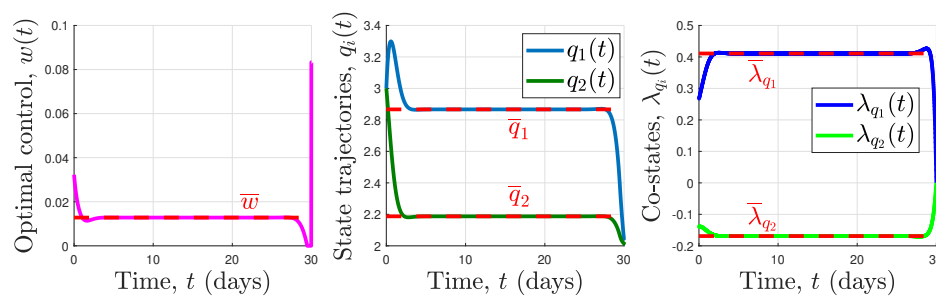


Figure 5: The optimal control and optimal trajectories given by Bocop in Example 2.

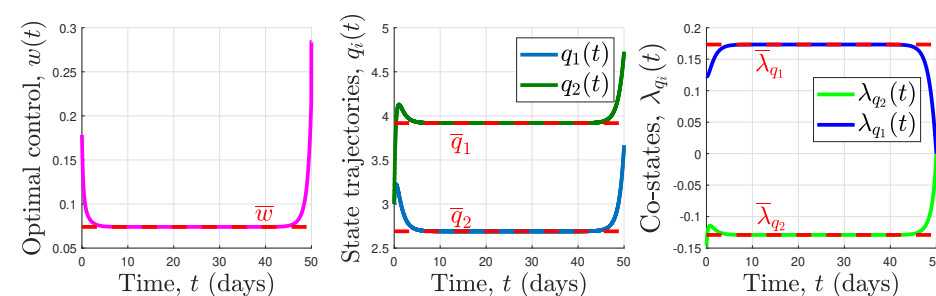


Figure 6: The optimal control and optimal trajectories given by Bocop in Example 3.

In all these examples (Fig. 4-6), the optimal solutions of the OCP (2), settled in relatively large time $[0, T_f]$, consist of three pieces: the first and the last ones are relatively short arcs, and the middle piece being a relatively long-time arc staying close to the optimal steady-state solution of the associated *static*-OCP (8).

6 Conclusion

The optimal control has been fully-characterized through a complete study combining Pontryagin's principle and *turnpike* frameworks relying upon classical hyperbolic system properties. The *turnpike* theory ([43, 36]) considerably simplifies the understanding of the control strategy and provides a clear insight into the optimal control structure. By investigating the OCP and its associated *static* version, the main result in this paper proves that the optimal control is always singular and provides sufficient conditions ensuring the existence of *turnpike* behaviors characterizing the optimal trajectories. We had to upgrade the existing *turnpike* results so that they can apply to the specificity of our models. The considered class of systems naturally appears in the framework of competition between two microbial or algal species, but a similar structure is likely to play a role for other classes of problems. In general, solving an OCP in dimension 5 is a challenging issue (see [19, 20]). Thus, the microalgae optimal selection problem was reduced in this paper considering the core dynamics in dimension 2. This reduction approach using a back-stepping philosophy might also prove to be efficient in other contexts (see, *e.g.*, [48, 12]), and this will be the main focus of our future work.

Acknowledgements: This work was supported by the ADEME BioMSA and Maximic ANR projects in France, and also benefited from the support of the ANR PhotoBiofilm Explorer (ANR-20-CE43-0008). The authors acknowledge J.-B. Caillaud, J.-B. Pomet and J.-L. Gouzé for the stimulating discussions on this topic.

References

- [1] P.F.D Almeida, R.S. Moreira, R.C.D.C. Almeida, A.K. Guimaraes, A.S. Carvalho, C. Quintella, M.C.A. Esperidia, C.A. Taft, *Selection and application of microorganisms to improve oil recovery.*, Eng. in life Sci., 4(4), pp.319-325., (2004).
- [2] A.F. Aravantinou, M.A. Theodorakopoulos, I.D. Manariotis, *Selection of microalgae for wastewater treatment and potential lipids production.*, Bioresource tech., 147, pp.130-134., (2013).
- [3] C. Baroukh, R. Munoz-Tamayo, J.P. Steyer, O. Bernard, *A state of the art of metabolic networks of unicellular microalgae and cyanobacteria for biofuel production.*, Metabolic engineering, 30, pp.49-60., (2015).
- [4] T. Bayen, & F. Mairet, *Optimization of the separation of two species in a chemostat.* Automatica, 50(4), p.6, (2014).
- [5] T. Bayen, & F. Mairet, *Optimization of strain selection in evolutionary continuous culture.* International Journal of Control, 90(12), pp. 2748-2759, (2017).
- [6] O. Bernard, F. Mairet, B. Chachuat, *Modelling of microalgae culture systems with applications to control and optimization.*, Microalgae Biotechnology. Springer, Cham, pp.59-87, (2015).
- [7] O. Bernard, *Hurdles and challenges for modelling and control of microalgae for CO₂ mitigation and biofuel production.* Journal of Process Control 21, no. 10, pp. 1378-1389, (2011).
- [8] J.T. Betts, *Practical methods for optimal control and estimation using nonlinear programming.* Siam, Advances in Design & Control, 2nd Edition, Vol. 19, p. 427, (2010).

- [9] L.T. Biegler, *Nonlinear Programming: Concepts, Algorithms, and Applications to Chemical Processes*. MPS-SIAM Series on Optimization (Book 10), SIAM-Society for Industrial and Applied Mathematics, p. 415, (2010).
- [10] H. Bonnefond, G. Grimaud, J. Rumin, G. Bougaran, A. Talec, M. Gachelin, M. Boutoute, E. Pruvost, O. Bernard, A. Sciandra, *Continuous selection pressure to improve temperature acclimation of *Tisochrysis lutea.**, PloS one, 12(9), (2017).
- [11] F.J. Bonnans, D. Giorgi, V. Grelard, B. Heymann, S. Maindrault, P. Martinon, O. Tissot, J. Liu, *BOCOP: an open source toolbox for optimal control - A collection of examples*. Team Commands, Inria Technical Reports, <http://bocop.org>, (2017).
- [12] J.-B. Caillaud, W. Djema, L. Giralddi, J.-L. Gouzé, S. Maslovskaya, J.-B. Pomet. *The turnpike property in maximization of microbial metabolite production.*, Abstract IFAC WC, (2020).
- [13] J. Caperon, & J. Meyer, *Nitrogen-limited growth of marine phytoplankton – II. Uptake kinetics and their role in nutrient limited growth of phytoplankton.* In Deep Sea Research and Oceanographic Abstracts, Vol. 19, No. 9, pp. 619-632, (1972).
- [14] L. Cesari, *Optimization – Theory and applications, Problems with ordinary differential equations.*, Vol. 17 of Applications of Mathematics (New York), Springer-Verlag, New York, (1983).
- [15] Y. Chisti, *Biodiesel from microalgae.*, Biotechnology Advances, Vol.25 (3), pp.294-306., (2007).
- [16] J. Dieudonné, *Foundations of modern analysis.*, Read Book Ltd Re-Edition in 2011., Academic Press, (1988).
- [17] W. Djema, O. Bernard, L. Giralddi, *Optimization of Microalgae Selection: Highlighting turnpike features*, IFAC-PapersOnLine, Special issue: 8th Conference on Foundations of Systems Biology in Engineering FOSBE: Valencia, Spain., Vol. 52, (26), pp 293-297., (2019). <https://doi.org/10.1016/j.ifacol.2019.12.273>
- [18] W. Djema, L. Giralddi, O. Bernard, *An Optimal Control Strategy Separating Two Species of Microalgae in Photobioreactors.*, IFAC, Conference on Dynamics and Control of Process Systems, including Biosystems-12th DYCOPS., (2019).
- [19] W. Djema, O. Bernard, T. Bayen, *Optimal control separating two microalgae species competing in a chemostat.* Proceedings of the 59th IEEE Conference on Decision and Control (CDC)., pp. 2368-2373., (2020). DOI: 10.1109/CDC42340.2020.9304115
- [20] W. Djema, O. Bernard, L. Giralddi, *Separating Two Species of Microalgae in Photobioreactors in Minimal Time.*, Journal of Process Control (JPC), (2020). Vol. 87, pp. 120-129, <https://doi.org/10.1016/j.jprocont.2020.01.003>
- [21] T. Driver, A. Bajhaiya, J.K. Pittman, *Potential of bioenergy production from microalgae.*, Current Sustainable/Renewable Energy Reports, 1(3), pp.94-103., (2014).
- [22] D. Dochain, & G. Bastin, *On-line estimation and adaptive control of bioreactors.*, Vol. 1. Elsevier, (1990).
- [23] M.R. Droop, *Vitamin B₁₂ and marine ecology. IV. The kinetics of uptake growth and inhibition in *Monochrysis lutheri.** J. Mar. Biol. Assoc. 48 (3), pp. 689-733, (1968).

- [24] M.R. Droop, *Some thoughts on nutrient limitation in algae*. Journal of Phycology, 9(3), pp.264-272, (1973).
- [25] M.R. Droop, *25 years of algal growth kinetics, a personal view*. Bot. Mar. 16, pp. 99-112, (1983).
- [26] M. Gachelin, M. Boutoute, G. Carrier, A. Talec, E. Pruvost, F. Guihéneuf, O Bernard, A. Sciandra, *Enhancing PUFA-rich polar lipids in *Tisochrysis lutea* using adaptive laboratory evolution (ALE) with oscillating thermal stress.*, Applied Microbiology and Biotechnology, pp.1-12., Springer, (2020).
- [27] M. Gugat, & F.M. Hante, *On the turnpike phenomenon for optimal boundary control problems with hyperbolic systems.*, SIAM J. on Cont. and Opt., 57(1), pp.264-289., (2019).
- [28] E. Hairer, S.P. Norsett, G. Wanner, *Solving ordinary differential equations.*, 1, Nonstiff problems. Springer-Vlg., (1991).
- [29] I.E. Huertas, M. Rouco, V. López-Rodas, E. Costas, *Estimating the capability of different phytoplankton groups to adapt to contamination: herbicides will affect phytoplankton species differently.*, New Phytologist, 188(2), pp.478-487., (2010).
- [30] J. Lohéac, E. Trélat, E. Zuazua, *Minimal controllability time for finite-dimensional control systems under state constraints.*, Automatica, 96, pp.380-392., (2018).
- [31] L. Mailleret, O. Bernard, J-P. Steyer, *Nonlinear adaptive control for bioreactors with unknown kinetics.*, Automatica 40.8, pp.1379-1385, (2004).
- [32] B.P. Molinari, *The time-invariant linear-quadratic optimal control problem*. Automatica, 13(4), pp.347-357., (1977).
- [33] J. Norberg, *Biodiversity and ecosystem functioning: a complex adaptive systems approach.*, Limnology and Oceanography, 49(4.2), pp.1269-1277., (2004).
- [34] L. Rodolfi, G. Chini Zittelli, N. Bassi, G. Padovani, N. Biondi, G. Bonini, M.R. Tredici, *Microalgae for oil: Strain selection, induction of lipid synthesis and outdoor mass cultivation in a low-cost photobioreactor.*, Biotechnology and bioengineering, 102(1), pp.100-112., (2009).
- [35] E.C. Odjadjare, T. Mutanda, A.O. Olaniran, *Potential biotechnological application of microalgae: a critical review.*, Critical Reviews in Biotechnology, 37(1), pp.37-52., (2017).
- [36] D. Pighin, & A. Porretta, *Long time behaviour of Optimal Control problems and the Turnpike Property*, Thesis Università degli Studi di Roma Tor Vergata, cmc.deusto.eus, pp.205, (2016).
- [37] A. Porretta, & E. Zuazua, *Long time versus steady state optimal control.*, SIAM J. Cont. & Opti., 51(6), pp.4242-4273., (2013).
- [38] L.S. Pontryagin, V.G. Boltyanskiy, R.V. Gamkrelidze, E.F. Mishchenko, *Mathematical theory of optimal processes*. New York, NY Springer, (1964).
- [39] H.L. Smith, & P. Waltman, *The theory of the chemostat: dynamics of microbial competition*. Cambridge Studies in Mathematical Biology, Cambridge Univ. Press, (1995).

-
- [40] W. Swenson, D.S. Wilson, R. Elias, *Artificial ecosystem selection.*, Proceedings of the National Academy of Sciences, 97(16), pp.9110-9114., (2000).
- [41] S. Tebbani, R. Filali, F. Lopes, D. Dumur, D. Pareau, *CO2 Biofixation by Microalgae: Modeling, estimation and control.*, John Wiley & Sons., (2014).
- [42] E. Trélat, C. Zhang, *Integral and measure-turnpike properties for infinite-dimensional optimal control systems.*, Mathematics of Control, Signals & Systems, 30(1), p.3., (2018).
- [43] E. Trélat, & E. Zuazua, *The turnpike property in finite-dimensional nonlinear optimal control.*, Journal of Differential Equations, 258(1), pp.81-114., (2015).
- [44] M.J. Walsh, L.G. Van Doren, D.L. Sills, I. Archibald, C.M. Beal, X.G. Lei, M.E. Huntley, Z. Johnson, C.H. Greene, *Algal food and fuel coproduction can mitigate greenhouse gas emissions while improving land and water-use efficiency.*, Environmental Research Letters, 11(11), p.114006., (2016).
- [45] W. Wiechert, *Modeling and simulation: tools for metabolic engineering.*, Journal of biotechnology, 94(1), pp.37-63., (2002).
- [46] R.H. Wijffels, & M.J. Barbosa *An outlook on microalgal biofuels.*, Science 329, (5993), pp.796-799., (2010).
- [47] G.C. Williams, *Adaptation and natural selection: A critique of some current evolutionary thought.*, (Vol. 61)., Princeton university press., (1996).
- [48] I. Yegorov, F. Mairet, H. de Jong, J.L. Gouzé, *Optimal control of bacterial growth for the maximization of metabolite production.*, J. of Math. Bio, 78(4), pp.985-1032., (2019).
- [49] C. Yoo, S.Y. Jun, J.Y. Lee, C.Y. Ahn, H.M. Oh, *Selection of microalgae for lipid production under high levels carbon dioxide.*, Bioresource technology, 101(1), pp.S71-S74., (2010).
- [50] M.G. Zaidenberg., *Picard's theorem and hyperbolicity.*, Siberian Mathematical Journal, 24(6), pp.858-867., (1983).
- [51] A.J. Zaslavski, *Turnpike theory of continuous-time linear optimal control problems.*, Vol. 104. New York: Springer., (2015).

A The singular control expression

We choose $g_i(w) = \rho_{im}w/(K_i + w)$, with $K_1 \neq K_2$. In the case where $\lambda_{y_1}\lambda_{y_2} < 0$, it is useful to perform the change of variable,

$$v = \frac{w}{K_1 + w}, \quad v \in [0, v_m]. \quad (48)$$

Thus, maximizing (20) is equivalent to maximizing the function,

$$\tilde{\Phi}(y_i, \lambda_{y_i}, v) = \lambda_{y_1}\rho_{1m}v + \lambda_{y_2}\rho_{2m}K_1 \frac{v}{K_2 + (K_1 - K_2)v}.$$

We can readily check that $\partial\tilde{\Phi}/\partial v = 0$ is equivalent to,

$$v^2 + \frac{2K_2}{K_1 - K_2}v + \left(\frac{K_2}{K_1 - K_2}\right)^2 + \frac{\lambda_{y_2}\rho_{2m}K_1K_2}{\lambda_{y_1}\rho_{1m}(K_1 - K_2)^2} = 0.$$

The corresponding discriminant is then given by,

$$\text{Des}(\lambda_{y_1}, \lambda_{y_2}) = -\frac{4\lambda_{y_2}\rho_{2m}K_1K_2}{\lambda_{y_1}\rho_{1m}(K_1 - K_2)^2} > 0,$$

and therefore, we get the solutions, $v_{1,2}^s(\lambda_{y_1}, \lambda_{y_2}) = -\frac{K_2}{K_1 - K_2} \pm \frac{\sqrt{\text{Des}(\lambda_{y_1}, \lambda_{y_2})}}{2}$.

It is then straightforward that,

- If $K_1 > K_2$: the unique solution possibly belonging to $(0, v_m)$ is,

$$v^s(\lambda_{y_1}, \lambda_{y_2}) = -\frac{K_2}{K_1 - K_2} + \frac{\sqrt{\text{Des}(\lambda_{y_1}, \lambda_{y_2})}}{2}. \quad (49)$$

- If $K_1 < K_2$: the two solutions possibly belonging to $(0, v_m)$ are,

$$\begin{aligned} v_1^s(\lambda_{y_1}, \lambda_{y_2}) &= -\frac{K_2}{K_1 - K_2} + \frac{\sqrt{\text{Des}(\lambda_{y_1}, \lambda_{y_2})}}{2}, \\ v_2^s(\lambda_{y_1}, \lambda_{y_2}) &= -\frac{K_2}{K_1 - K_2} - \frac{\sqrt{\text{Des}(\lambda_{y_1}, \lambda_{y_2})}}{2}. \end{aligned} \quad (50)$$

Therefore we can readily determine the singular controls w^s , w_1^s and w_2^s , bounded by 0 and w_m , using the expressions (49), (50) and (48). Consequently, in the case of classical absorption function in Droop's model, we deduce that the optimal controls satisfying (20) can be a concatenation of bangs (when $\lambda_{y_1}\lambda_{y_2} > 0$) and singular controls w_s (when $\lambda_{y_1}\lambda_{y_2} < 0$), *s.t.*,

- $\{0, w_m, w^s\}$, if $K_1 > K_2$,
- $\{0, w_m, w_1^s, w_2^s\}$, if $K_1 < K_2$.

On the other hand, ① of Theorem 1 shows that $\lambda_{y_1}\lambda_{y_2} < 0$, and therefore only singular controls are admissible.

B The analytic expression of the singular *static*-control, solution of the *static*-OCP (43)

The singular controls (candidate) obtained in the case of the growth function μ_i in Droop's form (35), are given by,

$$\begin{aligned} \bar{w}_{1,2}^* = & \pm \mu_{1\infty} \mu_{2\infty} (K_2 \mu_{2\infty} Q_{2\min} (\mu_{1\infty} Q_{1\min} + \rho_{1m}) \\ & - K_1 \mu_{1\infty} Q_{1\min} (\mu_{2\infty} Q_{2\min} + \rho_{2m}) \sqrt{K_1 K_2 Q_{1\min} Q_{2\min} \rho_{1m} \rho_{2m}} \\ & + \frac{K_1 K_2 \mu_{1\infty} \mu_{2\infty} Q_{1\min} Q_{2\min} (-\mu_{2\infty} \rho_{1m} \rho_{2m} + \mu_{1\infty} (\mu_{2\infty} Q_{2\min} \rho_{1m} - \mu_{2\infty} Q_{1\min} \rho_{2m} + \rho_{1m} \rho_{2m}))}{K_2 \mu_{2\infty}^2 Q_{2\min} (\mu_{1\infty} Q_{1\min} + \rho_{1m})^2 \rho_{2m} - K_1 \mu_{1\infty}^2 Q_{1\min} \rho_{1m} (\mu_{2\infty} Q_{2\min} + \rho_{2m})^2}. \end{aligned} \quad (51)$$

C Gronwall's Lemma

Let us consider, $F_1 : [a, b] \rightarrow \mathbb{R}^+ \in \mathcal{C}^0([a, b], \mathbb{R}^+)$, $F_2 : [a, b] \rightarrow (0, +\infty) \in \mathcal{C}^0([a, b], \mathbb{R}^+)$, $F_3 : [a, b] \rightarrow \mathbb{R}^+ \in \mathcal{C}^0([a, b], \mathbb{R}^+)$.

Let, $\forall y : [a, b] \rightarrow \mathbb{R}^+ \in \mathcal{C}^0([a, b], \mathbb{R}^+)$, s.t., $y(t) \leq F_1(t) + \int_a^t F_2(t) F_3(\ell) y(\ell) d\ell$, $\forall t \in [a, b]$. Then, we get for all $t \in [a, b]$,

$$y(t) \leq F_2(t) e^{\int_a^t F_2(\ell) F_3(\ell) d\ell} \int_a^t e^{-\int_a^m F_2(\ell) F_3(\ell) d\ell} F_1(m) F_3(m) dm + F_1(t). \quad (52)$$

The *backward* version is given for all $t \in [a, b]$ by,

$$\forall y : [a, b] \rightarrow \mathbb{R}^+ \in \mathcal{C}^0([a, b], \mathbb{R}^+), \text{ s.t., } y(t) \leq F_1(t) + \int_t^b F_2(t) F_3(\ell) y(\ell) d\ell.$$

Then, we get for all $t \in [a, b]$,

$$y(t) \leq F_2(t) e^{\int_t^b F_2(\ell) F_3(\ell) d\ell} \int_t^b e^{-\int_t^m F_2(\ell) F_3(\ell) d\ell} F_1(m) F_3(m) dm + F_1(t). \quad (53)$$

D Technical detail for the proof of Theorem 1

To give more details on the proof of the bound (28) for solutions of (27) we can follow ([36, 43]) using classical theory on hyperbolic system. The following technical Lemmas are given for a general system (27) of any dimension $n \geq 2$.

D.1 Exponential estimate in the stable case

Lemma 1. ([36]). Let $\tilde{\Psi} \in M_n(\mathbb{R})$ be s.t. its spectrum satisfies $\text{Re}(\text{spec}(\tilde{\Psi})) \subset (-\infty, 0)$, and let $\theta \in C^1(\mathbb{R}^n, \mathbb{R}^n)$ satisfies $\theta(\ell)/\|\ell\| \xrightarrow{\ell \rightarrow 0} 0$. Then, for any $\kappa \in (0, -\sup \text{Re}(\text{spec}(\tilde{\Psi})))$, there exist $C_\kappa > 0$ and $\bar{\nu}_\kappa > 0$, s.t., for any $T_f > 0$, if $\tilde{z}(t)$ satisfies,

$$\begin{cases} \dot{\tilde{z}} = \tilde{\Psi} \tilde{z} + \theta(\tilde{z}), \\ \|\tilde{z}\| \leq \bar{\nu}_\kappa, \end{cases} \quad (54)$$

for all $t \in [0, T_f]$, then it follows that,

$$\|\tilde{z}(t)\| \leq C_\kappa e^{-\kappa t} \|\tilde{z}(0)\|, \quad \forall t \in [0, T_f]. \quad (55)$$

Proof. The proof relies essentially on the fact that for any $\kappa \in (0, -\sup \operatorname{Re}(\operatorname{spec}(\Psi)))$ there exists a $\tilde{C}_\kappa > 0$ s.t. for any $\tilde{z}_0 \in \mathbb{R}^n$ the unique solution \tilde{z} of

$$\begin{cases} \dot{\tilde{z}}(t) = \tilde{\Psi}\tilde{z}(t), & \text{for all } t \in [0, T_f], \\ \tilde{z}(0) = \tilde{z}_0, \end{cases}$$

satisfies $\|\tilde{z}(t)\| \leq \tilde{C}_\kappa e^{-\kappa t} \|\tilde{z}(0)\|$ for all $t \in [0, T]$. Then, (55) is derived by applying Duhamel's formula to (54) and Gronwall's Lemma (Appendix C, *forward* version (52)) to $\|\tilde{z}(t)\|$. \square

D.2 Existence, uniqueness and continuity : classical results for hyperbolic systems

Now, let us fix $\Omega_-, \Omega_+ \in M_n(\mathbb{R})$, s.t., $\operatorname{Re}(\operatorname{spec}(\Omega_-)) \subset (-\infty, 0)$ and $\operatorname{Re}(\operatorname{spec}(\Omega_+)) \subset (0, \infty)$, $\mathfrak{r} > 0$, and two functions, $\theta_1(\tilde{z}_1, \tilde{z}_2), \theta_2(\tilde{z}_1, \tilde{z}_2) \in C^1(B^{2n}(0, \mathfrak{r}), \mathbb{R}^n)$, s.t., for $i = 1, 2$,

$$\|\theta_i(\ell_1, \ell_2)\| / \|(\ell_1, \ell_2)\| \xrightarrow{(\ell_1, \ell_2) \rightarrow 0} 0.$$

Let us consider the system,

$$\begin{cases} \dot{\tilde{z}}_1 = \Omega_- \tilde{z}_1 + \theta_1(\tilde{z}_1, \tilde{z}_2), \\ \dot{\tilde{z}}_2 = \Omega_+ \tilde{z}_2 + \theta_2(\tilde{z}_1, \tilde{z}_2). \end{cases} \quad (56)$$

Remark 4. Note that (27) is a particular case of (56) in dimension $n = 2$ (i.e., $\operatorname{diag}\{\Omega_-, \Omega_+\} \in M_4(\mathbb{R})$).

Following ([36]), we define for later use the constant $K > 0$, associated with Ω_- and Ω_+ , by,

$$K = 2 \left(\sup_{t>0} \|e^{\Omega_- t}\| + \sup_{t>0} \|e^{-\Omega_+ t}\| + 1 \right).$$

Now we are ready to state and prove the following lemma.

Lemma 2. ([36]) For any $T_f > 0$ and any $\mathfrak{r} > 0$, there exists $\varrho \in (0, \mathfrak{r})$ s.t. the following statements hold.

- For any $(\tilde{z}_1^0, \tilde{z}_2^f) \in B(0, \frac{\varrho}{K})$ there exists a unique $(\tilde{z}_1(\cdot; (\tilde{z}_1^0, \tilde{z}_2^f)), \tilde{z}_2(\cdot; (\tilde{z}_1^0, \tilde{z}_2^f))) \in C^1([0, T_f], \mathbb{R}^{2n})$ satisfying (56) and,

$$\begin{cases} \tilde{z}_1(0) = \tilde{z}_1^0, \\ \tilde{z}_2(T_f) = \tilde{z}_2^f, \\ \|\tilde{z}_1(t)\| + \|\tilde{z}_2(t)\| \leq \varrho, \quad t \in [0, T_f]. \end{cases}$$

- The map χ defined by $\chi(\tilde{z}_1^0, \tilde{z}_2^f) = (\tilde{z}_1(\cdot; (\tilde{z}_1^0, \tilde{z}_2^f)), \tilde{z}_2(\cdot; (\tilde{z}_1^0, \tilde{z}_2^f)))$ is continuous.

Proof. The first point follows from standard properties of affine systems. Its proof relies on Picard theorem (see, e.g., [50]), which implies that for any $(\mathfrak{h}_1, \mathfrak{h}_2) \in C^0([0, T_f], \mathbb{R}^n)$, there exists a unique solution $(\tilde{z}_1, \tilde{z}_2)$ of,

$$\begin{cases} \dot{\tilde{z}}_1(t) = \Omega_- \tilde{z}_1(t) + \theta_1(\mathfrak{h}_1(t), \mathfrak{h}_2(t)), \\ \dot{\tilde{z}}_2(t) = \Omega_+ \tilde{z}_2(t) + \theta_2(\mathfrak{h}_1(t), \mathfrak{h}_2(t)), \\ \tilde{z}_1(0) = \tilde{z}_1^0, \\ \tilde{z}_2(T_f) = \tilde{z}_2^f. \end{cases}$$

Thus, we are left to show that the map Ξ defined by $\Xi(\mathfrak{h}_1, \mathfrak{h}_2) = (\tilde{z}_1, \tilde{z}_2)$ admits a fixed point in the space $(B^{C^0}(0, \varrho), \|\cdot\|_\infty)$, where $B^{C^0}(0, \varrho)$ is the ball in the space $(C^0([0, T_f], \mathbb{R}^{2n}), \|\cdot\|_\infty)$ of radius ϱ . This can be shown with ϱ chosen in such way that,

$$\text{Jac}(\theta_i) < \frac{\kappa}{4C_\kappa} \quad \text{on } B(0, \varrho), \quad i = 1, 2.$$

The second statement of Lemma 2 can be shown using Ascoli-Arzela's theorem (see, *e.g.*, [16]). \square

D.3 Exponential estimate of the hyperbolic system (proving (28))

Based on the previous lemmas, we give more details on the proof of the estimate (28). The following results hold for a general system (27) of any dimension, associated with a more general form of matrix V , that we denote here by, $V = \begin{pmatrix} \nu_1 & \nu_2 \\ \nu_3 & \nu_4 \end{pmatrix}$, where ν_1 and ν_2 are invertible. Now, let us prove the following statement.

Lemma 3. ([36]) *For any $\kappa \in (0, \min\{-\max\{\text{Re}(\text{spec}(\Omega_-))\}, \min\{\text{Re}(\text{spec}(\Omega_+))\}\})$ there exists $\bar{\mathfrak{r}}_\kappa \in (0, \infty)$ independent from $T_f \in (0, \infty)$ and functions $\Theta_1, \Theta_2 \in C_0([0, \bar{\mathfrak{r}}_\kappa]; \mathbb{R}_+)$ satisfying $\Theta_i(\ell) \xrightarrow[\ell \rightarrow 0^+]{\quad} 0$ for $i = 1, 2$, s.t. if $(\tilde{z}_1, \tilde{z}_2)$ satisfies (56) and*

$$\|\tilde{z}_1(t)\| + \|\tilde{z}_2(t)\| \leq \bar{\mathfrak{r}}_\kappa, \quad t \in [0, T_f],$$

then, we get the following estimates for all $t \in [0, T_f]$,

$$\begin{cases} \|\tilde{z}_1(t)\| \leq C_\kappa [\|\tilde{z}_1(0)\| e^{-\kappa t} + e^{-\kappa(T_f-t)} \|\tilde{z}_2(T_f)\| \Theta_1(\|\tilde{z}_1\|_{c^0})], \\ \|\tilde{z}_2(t)\| \leq C_\kappa [\|\tilde{z}_2(T_f)\| e^{-\kappa(T_f-t)} + e^{-\kappa t} \|\tilde{z}_1(0)\| \Theta_2(\|\tilde{z}_2\|_{c^0})]. \end{cases} \quad (57)$$

Proof. First, let us highlight that the statement in Lemma 3 holds for linear systems, *i.e.*, in the particular case when $\theta_1 = \theta_2 \equiv 0$ in system (56). Indeed, in the latter case the resulting system consists of two independent systems and Lemma 1 can be applied in forward time for the system associated with Ω_- and in reverse time for the system associated with Ω_+ . Next, when θ_1 and θ_2 are not identically 0, they admit the property $\text{Jac} \theta_i(0) = 0$, for $i = 1, 2$, where $\text{Jac} \theta_i$ stands for the Jacobian of θ_i , which is in our case continuous near 0. Therefore, for any $\epsilon > 0$ there exists $\delta > 0$ such that $\text{Jac} \theta_i(m) < \epsilon$ when $\|m\| < \delta$. Then, using the Taylor expansions of θ_i , $i = 1, 2$, around 0, for each θ_i we can defined $\Gamma_1^i, \Gamma_2^i \in C^0([0, \mathfrak{r}], \mathbb{R}^+)$, s.t. $\Gamma_j^i(\ell) \xrightarrow[\ell \rightarrow 0^+]{\quad} 0$. More precisely, functions Γ_1^i, Γ_2^i are defined in the following way for $i = 1, 2$,

$$\Gamma_1^i(\ell) = \sup_{\mathfrak{p}_1, \mathfrak{p}_2 \in B(0, \ell)} \left\| \frac{\partial}{\partial \mathfrak{p}_1} \theta_i(\mathfrak{p}_1, \mathfrak{p}_2) \right\|,$$

and,

$$\Gamma_2^i(\ell) = \sup_{\mathfrak{p}_1, \mathfrak{p}_2 \in B(0, \ell)} \left\| \frac{\partial}{\partial \mathfrak{p}_2} \theta_i(\mathfrak{p}_1, \mathfrak{p}_2) \right\|.$$

Then, we can express $\|\theta_i\|$ in terms of Γ_1^i and Γ_2^i as follows,

$$\|\theta_i(\mathfrak{p}_1, \mathfrak{p}_2)\| \leq \Gamma_1^i(\|\mathfrak{p}_1\|) \|\mathfrak{p}_1\| + \Gamma_2^i(\|\mathfrak{p}_2\|) \|\mathfrak{p}_2\|, \quad \mathfrak{p}_1, \mathfrak{p}_2 \in B(0, \mathfrak{r}).$$

These inequalities can be applied together with several successive applications of the Gromwall's lemma leading to the desired estimates (57) where $\Theta_1 = \Gamma_1^1$ and $\Theta_2 = \Gamma_2^2$. \square

D.4 Projection of the terminal conditions (proving (29))

Here we provide calculations used to show (29) in proof of Theorem 1 (Section 4). The main idea is again inspired by [36], by applying Lemmas 2-3 to (27), we have that there exists $\mathfrak{r}_\kappa > 0$ *s.t.*, for all $(\tilde{z}_1^0, \tilde{z}_2^f) \in B(0, \frac{\mathfrak{r}_\kappa}{K})$, the corresponding $(\tilde{z}_1, \tilde{z}_2)$ is bounded $\|\tilde{z}_1(t)\| + \|\tilde{z}_2(t)\| \leq \mathfrak{r}_\kappa$ for all $t \in [0, T_f]$ and thus, it satisfies (28). Let us define $F : B(0, \frac{\mathfrak{r}_\kappa}{K}) \rightarrow \mathbb{R}^4$, *s.t.*, $F(\tilde{z}_1^0, \tilde{z}_2^f) = (\nu_1^{-1}(y_0 - \bar{y} - \nu_2 \tilde{z}_2(0)), -\nu_4^{-1}(\nu_3 \tilde{z}_1(T_f) + \bar{\lambda}_y))$, where ν_j appear in the matrix of V (generalized form of (26)). Now, let us show that there exists \mathfrak{r} satisfying $\frac{\mathfrak{r}_\kappa}{K} > \mathfrak{r} > 0$, $T^* > 0$, and $\epsilon(\mathfrak{r})$, *s.t.*, if $T_f > T^*$ and the initial and final conditions satisfy (18), then F is contracting on $B(0, \mathfrak{r})$, that is, $F : B(0, \mathfrak{r}) \rightarrow B(0, \mathfrak{r})$. By definition we have,

$$\|F(z_1^0, z_2^f)\| \leq (\|\nu_1\|^{-1} + \|\nu_4\|^{-1}) (\|y_0 - \bar{y}\| + \|\nu_2\| \|\tilde{z}_2(0)\| + \|\bar{\lambda}\| + \|\nu_3\| \|\tilde{z}_1(T_f)\|).$$

By applying (28), we get

$$\begin{aligned} \frac{\|F(z_1^0, z_2^f)\|}{\|\nu_1\|^{-1} + \|\nu_4\|^{-1}} &\leq (\|y_0 - \bar{y}\| + \|\bar{\lambda}\|) + C_\kappa \left[\|\nu_2\| \left(\|\tilde{z}_2^f\| e^{-\kappa T_f} + \|z_1^0\| \theta_2(\|\tilde{z}_2\|) \right) \right. \\ &\quad \left. + \|\nu_3\| \left(\|z_1^0\| e^{-\kappa T_f} + \|\tilde{z}_2^f\| \theta_1(\|\tilde{z}_1\|) \right) \right]. \end{aligned}$$

We take into account $(\tilde{z}_1^0, \tilde{z}_2^f) \in B(0, \mathfrak{r})$ and (18) which leads to the further simplifications

$$\frac{\|F(z_1^0, z_2^f)\|}{\|\nu_1\|^{-1} + \|\nu_4\|^{-1}} \leq \epsilon + C_\kappa \mathfrak{r} (\|\nu_2\| + \|\nu_3\|) e^{-\kappa T_f} + C_\kappa \mathfrak{r} \|\nu_2\| \Theta_2(\|\tilde{z}_2\|) + C_\kappa \mathfrak{r} \|\nu_3\| \Theta_1(\|\tilde{z}_1\|).$$

Let us define T^* according to, $C_\kappa (\|\nu_2\| + \|\nu_3\|) e^{-\kappa T^*} = \frac{1}{4(\|\nu_1\|^{-1} + \|\nu_4\|^{-1})}$, and $\mathfrak{r} > 0$ for which there holds (from Lemma 3),

$$\Theta_2(K\mathfrak{r}) \leq \frac{1}{4(\|\nu_1\|^{-1} + \|\nu_4\|^{-1}) C_\kappa \|\nu_2\|},$$

and,

$$\Theta_1(K\mathfrak{r}) \leq \frac{1}{4(\|\nu_1\|^{-1} + \|\nu_4\|^{-1}) C_\kappa \|\nu_3\|}.$$

Finally, we take $T_f \geq T^*$ and ϵ satisfying

$$\epsilon \leq \frac{\mathfrak{r}}{4(\|\nu_1\|^{-1} + \|\nu_4\|^{-1})}.$$

This implies $\|F(z_1^0, z_2^f)\| \leq \mathfrak{r}$. and proves that F is contracting. By Brouwer's fixed-point theorem, F admits the unique fixed point $(\tilde{z}_1^0, \tilde{z}_2^f)$. Now, it sufficient to notice that $F(\tilde{z}_1^0, \tilde{z}_2^f) = (\tilde{z}_1^0, \tilde{z}_2^f)$ is equivalent to (29) in the case of the typical form of V .

Contents

1	Introduction	4
2	Optimal control problem (OCP)	5
2.1	Statement of the general OCP	6
2.2	Pontryagin's maximum principle (PMP)	6
2.3	Introducing the <i>static</i> -OCP	7
3	<i>Turnpike</i> main result : Theorem 1	8
4	Proof of Theorem 1	10
5	Application to a higher dimensional dynamical system	13
5.1	Algal competition using Droop's model	13
5.2	Controlling the substrate concentration	14
5.3	Maximizing the relative biomass density	14
5.4	Optimal synthesis of species separation	15
5.5	Numerical synthesis through direct optimization methods	16
6	Conclusion	20
A	The singular control expression	24
B	The analytic expression of the singular <i>static</i>-control, solution of the <i>static</i>-OCP (43)	25
C	Gronwall's Lemma	25
D	Technical detail for the proof of Theorem 1	25
D.1	Exponential estimate in the stable case	25
D.2	Existence, uniqueness and continuity : classical results for hyperbolic systems	26
D.3	Exponential estimate of the hyperbolic system (proving (28))	27
D.4	Projection of the terminal conditions (proving (29))	28



**RESEARCH CENTRE
SOPHIA ANTIPOLIS – MÉDITERRANÉE**

2004 route des Lucioles - BP 93
06902 Sophia Antipolis Cedex

Publisher
Inria
Domaine de Voluceau - Rocquencourt
BP 105 - 78153 Le Chesnay Cedex
inria.fr

ISSN 0249-6399