



**HAL**  
open science

# Rate constant of the reaction of F atoms with methane over the temperature range 220–960 K

Yuri Bedjanian

► **To cite this version:**

Yuri Bedjanian. Rate constant of the reaction of F atoms with methane over the temperature range 220–960 K. *Chemical Physics Letters*, 2021, 770, pp.138458. 10.1016/j.cplett.2021.138458 . hal-03238238

**HAL Id: hal-03238238**

**<https://hal.science/hal-03238238>**

Submitted on 7 Oct 2021

**HAL** is a multi-disciplinary open access archive for the deposit and dissemination of scientific research documents, whether they are published or not. The documents may come from teaching and research institutions in France or abroad, or from public or private research centers.

L'archive ouverte pluridisciplinaire **HAL**, est destinée au dépôt et à la diffusion de documents scientifiques de niveau recherche, publiés ou non, émanant des établissements d'enseignement et de recherche français ou étrangers, des laboratoires publics ou privés.

**Rate Constant of the Reaction of F atoms with Methane over the  
Temperature Range 220–960 K**

**Yuri Bedjanian\***

Institut de Combustion, Aérodynamique, Réactivité et Environnement (ICARE), CNRS  
45071 Orléans Cedex 2, France

\* Corresponding author. E-mail: [yuri.bedjanian@cnrs-orleans.fr](mailto:yuri.bedjanian@cnrs-orleans.fr)

## ABSTRACT

Reaction  $F + CH_4 \rightarrow HF + CH_3$  (1) has been studied using a discharge flow reactor combined with mass spectrometry in the temperature range 220 – 960 K. The rate constant of the reaction was determined using both absolute and relative rate measurements:  $k_1 = (1.28 \pm 0.04) \times 10^{-10} \exp(-(219 \pm 9)/T) \text{ cm}^3 \text{ molecule}^{-1} \text{ s}^{-1}$  (the uncertainties represent precision at the  $2\sigma$  level, the estimated total uncertainty on  $k_1$  being 15% at all temperatures). The kinetic data from the present work are discussed in comparison with previous measurements and theoretical calculations.

**Keywords:** Fluorine atom, Methane, Kinetics, Rate constant, Activation energy.

## 1. Introduction

This study reports an experimental investigation of the kinetics of the reaction of fluorine atoms with CH<sub>4</sub>:



The role of this reaction in atmospheric chemistry consists in converting F atoms to stable species HF, which is removed from the stratosphere via deposition/rain-out. This is one of the main reasons why catalytic ozone destroying cycles involving F atoms are not efficient [1,2]. In the laboratory studies, reaction (1) is frequently used as a source of CH<sub>3</sub> radical, which is an important intermediate in atmospheric and combustion chemistry. Consequently, the information on the kinetics of the reaction (1) in an extended temperature range covering atmospheric temperatures and those under combustion conditions is required. In addition, reaction of F atoms with CH<sub>4</sub> is very often used as a reference one in relative rate kinetic measurements. According to the NIST Chemical Kinetics Database [3], the rate constants of the F-atom reactions with about 50 different molecules were measured relative to the rate constant of reaction (1). Obviously, accurate data on the rate constant of the reference reaction is essential to place the relative measurements on an absolute basis.

Reaction of F atoms with CH<sub>4</sub>, being a prototypical example of a polyatomic reaction, was a subject of numerous theoretical and dynamic studies ([4,5] and refs therein). Surprisingly, despite the considerable practical and theoretical interest in this reaction, the reaction rate constant is not well established, particularly in terms of its temperature dependence. Only three measurements of the temperature dependence of the reaction rate constant are available in the literature [6-8]. Two of them reported significantly different activation energies (1.15±0.35 at T = 253-352 K [6] and 0.43±0.12 kcal mol<sup>-1</sup> at T = 184-406 K [8], updated in [9]), while in the third one (T = 139-294 K), a negative temperature dependence of  $k_1$  was observed [7]. There are no experimental data for the reaction rate constant at temperatures above 406 K.

The purpose of the present work was to determine the rate constant of the title reaction in a wide temperature range, T = 220-960 K, in order to reduce the existing uncertainties on  $k_1$  and provide a new extended and reliable data set for practical use and an experimental basis for validation and refining theoretical calculations.

## 2. Experimental

The title reaction was studied in a discharge-flow system, using modulated molecular beam mass spectrometry with electron impact ionization (25–30 eV energy) to monitor the species involved (Figs. S1a-S1c, Supplementary Material). The apparatus and experimental approach were similar to those used in previous studies of the elementary reactions of fluorine atoms in this group [10-13]. Two flow reactors were used in this study. The first one, used at low temperatures (220 – 326 K), was Halocarbon wax-coated Pyrex tube (45 cm length and 2.4 cm i.d.) surrounded by a jacket for circulation of the thermostated fluid (water or ethanol). The reactor used at high temperatures ( $T = 299 - 960$  K) was an electrically heated Quartz tube (45 cm length and 2.5 cm i.d.) [14].

Fluorine atoms were produced in the microwave discharge of trace amounts of  $F_2$  in He in an alumina tube (more than 90% of  $F_2$ , monitored by mass spectrometry, was found to be dissociated). F-atoms were detected indirectly at  $m/z = 98/100$  ( $FBr^+$ ) by using their chemical conversion in a rapid reaction with an excess of  $Br_2$  (added 6 cm upstream of the sampling cone of the mass spectrometer, Figs. S1a-S1c):



$$k_2 = (1.28 \pm 0.20) \times 10^{-10} \text{ cm}^3 \text{ molecule}^{-1} \text{ s}^{-1} (T = 299 - 940 \text{ K}) [12]$$

This reaction was also used for the determination of the absolute concentrations of F-atoms considering their stoichiometric conversion to FBr in excess of  $Br_2$ :  $[F] = [FBr] = \Delta[Br_2]$ . The absolute concentrations of all stable species ( $CH_4$ ,  $Br_2$ ,  $F_2$ ,  $D_2$ ) in the reactor were calculated from their flow rates obtained from the measurements of the pressure drop of their mixtures in He stored in reservoirs of known volume.

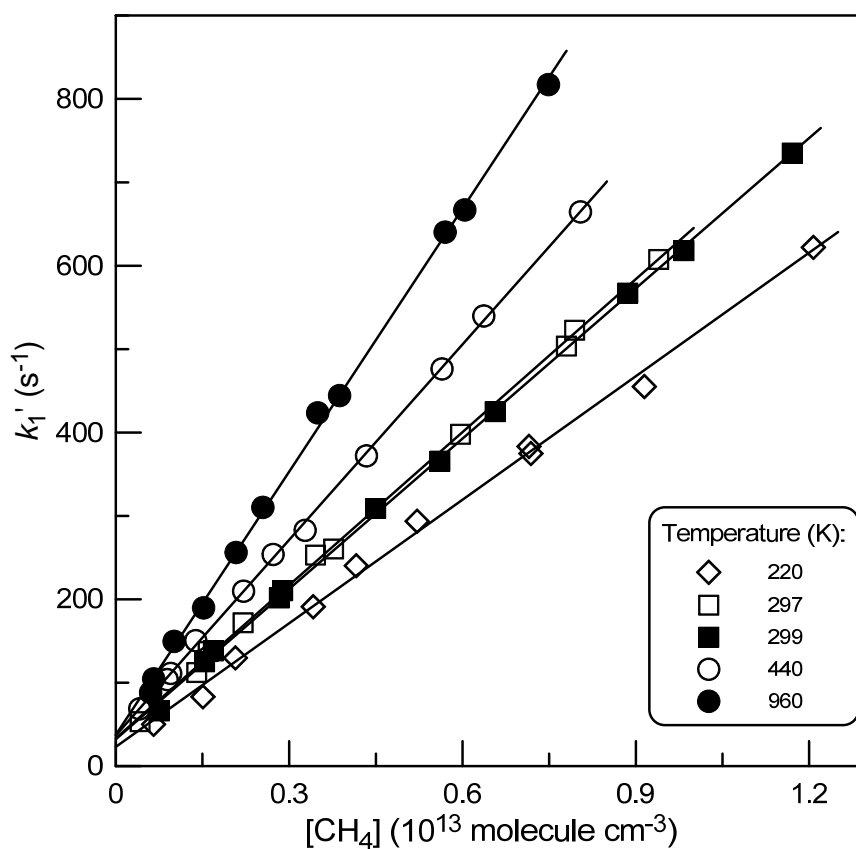
The purities of the gases used were as follows: He >99.9995% (Alphagaz), passed through liquid nitrogen trap;  $CH_4 \geq 99.995\%$  (Alphagaz);  $F_2$ , 5% in helium (Alphagaz);  $Br_2$  >99.99% (Aldrich);  $D_2$  >99.7% (Alphagaz).

## 3. Results and Discussion

### 3.1. Rate constant of reaction (1).

Rate constant of the title reaction was determined using two different methods: absolute one, where  $k_1$  was measured from F-atom decays monitored in an excess of  $CH_4$ , and a relative rate method employing reactions of F atoms with  $Br_2$  and  $D_2$  as a reference.

**Absolute measurements of  $k_1$ .** Both reactants were introduced into the reactor through a movable injector: F-atoms through Halocarbon wax-coated central tube and  $\text{CH}_4$  through external output of the injector as shown in Fig. S1a. For all experiments, pseudo-first-order conditions were maintained with  $\text{CH}_4$  in excess over fluorine atoms. Initial concentration of fluorine atoms in these experiments was in the range  $(1 - 4) \times 10^{11}$  molecule  $\text{cm}^{-3}$ ; the flow velocity in the reactor was in the range  $(2145-2965)$   $\text{cm s}^{-1}$ . The F-atom decays followed equation  $[F] = [F]_0 \times \exp(-k_1' \times t)$ , where  $[F]$  and  $[F]_0$  are F-atom concentrations at time  $t$  and zero and  $k_1' = k_1 \times [\text{CH}_4] + k_w$  is the pseudo-first-order rate constant with  $k_w$  representing the heterogeneous loss of F atoms. Some typical temporal profiles of F-atoms measured at  $T = 440$  K with different concentrations of  $\text{CH}_4$  are shown in Fig. S2 (Supplementary Material). Values of  $k_1'$  obtained from these plots were corrected for axial and radial diffusion of F-atom in the carrier gas (corrections generally less than 10%) [15]. In Figs. 1 and S3 (Supplementary Material), the pseudo-first order rate constants observed at different temperatures in the reactor are plotted against concentration of  $\text{CH}_4$ .



**Fig. 1.** Pseudo-first order rate constant,  $k_1' = k_1[\text{CH}_4] + k_w$ , as a function of the  $\text{CH}_4$  concentration at different temperatures.

Consumption of the excess reactant, CH<sub>4</sub>, although insignificant, was taken into account through use of the average concentration of CH<sub>4</sub> in the reaction zone, which was calculated as  $[CH_4] = [CH_4]_0 - \Delta[F] \times (k_1' - k_w) / k_1'$ . The corrections on the methane concentration were quite small (within a few percent) in the most kinetic runs, however reached up to 15% in a few experiments with the lowest concentrations of CH<sub>4</sub>. The slopes of the straight lines in Figs. 1 and S3 provide the values of  $k_1$  at respective temperatures. All the results of the absolute measurements of  $k_1$  at different temperatures are shown in Table 1. The combined uncertainty on the measurements of the rate constants was estimated to be  $\leq 15\%$ , including (in quadrature) statistical error (within a few percent, Table 1) and those on the measurements of the flows (5%), pressure (3%), temperature (1%) and absolute concentration of CH<sub>4</sub> ( $< 10\%$ ).

**Table 1**

Experimental Conditions and Results of the Absolute Measurements of the Rate Constant of Reaction (1).

$T$ (K) <sup>(a)</sup>	[CH <sub>4</sub> ] (10 <sup>12</sup> molecule cm <sup>-3</sup> )	$k_1 (\pm 2\sigma)$ (10 <sup>-11</sup> cm <sup>3</sup> molecule <sup>-1</sup> s <sup>-1</sup> )	Reactor surface <sup>(b)</sup>
220	0.69-12.3	4.94±0.10	HW
230	0.59-10.6	5.08±0.07	HW
242	1.06-13.2	5.25±0.08	HW
256	0.67-9.43	5.38±0.07	HW
265	1.01-11.2	5.71±0.10	HW
280	0.51-10.0	5.84±0.05	HW
297	0.49-9.77	6.12±0.07	HW
299	0.85-12.2	6.01±0.05	Q
326	0.91-10.5	6.37±0.05	HW
365	0.62-7.53	6.94±0.09	Q
440	0.52-8.36	7.81±0.06	Q
535	0.71-8.24	8.43±0.09	Q
650	0.68-7.91	9.06±0.11	Q
790	0.53-7.00	9.99±0.10	Q
960	0.72-7.78	10.5±0.12	Q

<sup>a</sup> 10-13 kinetic runs at each temperature.

<sup>b</sup> HW: halocarbon wax; Q: quartz.

One can note (Fig. 1 and Table 1) that similar, within experimental uncertainty, data were obtained at room temperature (297-299 K) in two reactors with different surfaces (Quartz and Halocarbon wax coating). In general, in this work, we did not observe any signs of heterogeneous complications that often accompany kinetic measurements in flow reactors. The potential impact on the measurements of  $k_1$  of the secondary reaction,



is expected to be insignificant, considering the relatively low initial concentrations of fluorine atoms used in the experiments. This seems to be supported by the experimental evidence of the invariance of  $k_1'$  with respect to  $[F]_0$ , observed at  $T = 280$  K (Fig. S3, Supplementary Material).

**Relative measurements of  $k_1$  with reaction  $F+Br_2$  as a reference.** These measurements were carried out in an uncoated quartz reactor (Fig. S1b) at three temperatures:  $T = 310, 400$  and  $660$  K and consisted in a monitoring of FBr formed upon fast titration of F atoms by a mixture of  $CH_4$  and  $Br_2$ :



The fraction of the initial concentration of F atoms,  $[F]_0$ , transformed to FBr in reaction 2, is:

$$[FBr] = \frac{k_2[Br_2]}{k_2[Br_2] + k_1[CH_4] + k_w} \times [F]_0$$

Rearrangement of this expression provides:

$$\frac{[F]_0}{[FBr]} - 1 = \frac{k_1[CH_4]}{k_2[Br_2]} + \frac{k_w}{k_2[Br_2]} \quad (I)$$

At a constant concentration of  $Br_2$ ,  $k_1/k_2$  can be determined as a slope of the linear dependence of  $([F]_0/[FBr] - 1)$  on the  $[CH_4]/[Br_2]$  ratio. The measurements of the absolute concentrations of F atoms were not necessary in these experiments, since FBr was monitored in the presence of  $Br_2$  in both  $CH_4$  - free system, corresponding to  $[F]_0$ , and in the presence of  $CH_4$  in the reactor, corresponding to the fraction of  $[F]_0$  reacted with  $Br_2$ . Reaction time was around  $0.02$  s,  $[Br_2] = (0.9-1.1) \times 10^{13}$  molecule  $cm^{-3}$ , the ranges of concentrations of  $CH_4$  are given in Table 2.

**Table 2**

Experimental conditions and results of the relative measurements of  $k_1$  with reaction  $F+Br_2$  as a reference.

$T$ (K)	$[CH_4]^{(a)}$	$[CH_4]/[Br_2]$	$k_1/k_2 (\pm 2\sigma)$	$k_1^{(b)}$
---------	----------------	-----------------	-------------------------	-------------

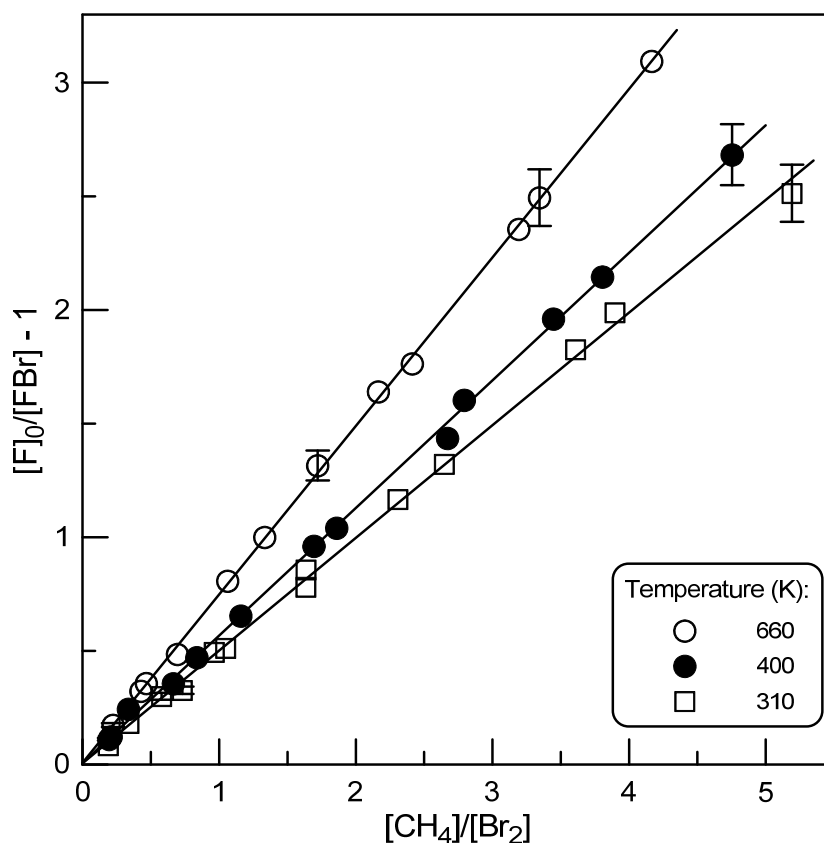


310	0.19-5.61	0.19-5.19	0.496±0.007	6.34
400	0.18-4.41	0.19-4.75	0.561±0.006	7.18
660	0.20-3.64	0.22-4.17	0.741±0.005	9.49

<sup>a</sup> Units of  $10^{13}$  molecule  $\text{cm}^{-3}$ .

<sup>b</sup> Units of  $10^{-11}$   $\text{cm}^3$  molecule $^{-1}$  s $^{-1}$ , estimated total uncertainty on  $k_1$  is nearly 20% and includes that on the reference reaction.

The experimental data are shown in Fig. 2. In accordance with Equation I, the slopes of the straight lines in Fig. 2 provide the values of  $k_1/k_2$  at respective temperatures. Final values of  $k_1$  (Table 2) were calculated with  $k_2 = (1.28 \pm 0.20) \times 10^{-10}$   $\text{cm}^3$  molecule $^{-1}$  s $^{-1}$  ( $T = 299 - 940$  K), determined in a recent study from this group [12].



**Fig. 2.** Yield of FBr from titration of F atoms by  $\text{Br}_2 + \text{CH}_4$  mixtures at different temperatures. Partially shown error bars represent typical uncertainties of the measurements ( $\sim 5\%$ ).

**Relative measurements of  $k_1$  with reaction  $\text{F} + \text{D}_2$  as a reference.** The procedure, applied in these experiments, was similar to that described above. F atoms were titrated by a mixture of  $\text{CH}_4$  and  $\text{D}_2$  (Fig. S1c) and the yield of DF (monitored at  $m/z = 21$ ,  $\text{DF}^+$ ) was measured as a function of the  $[\text{CH}_4]/[\text{D}_2]$  ratio:





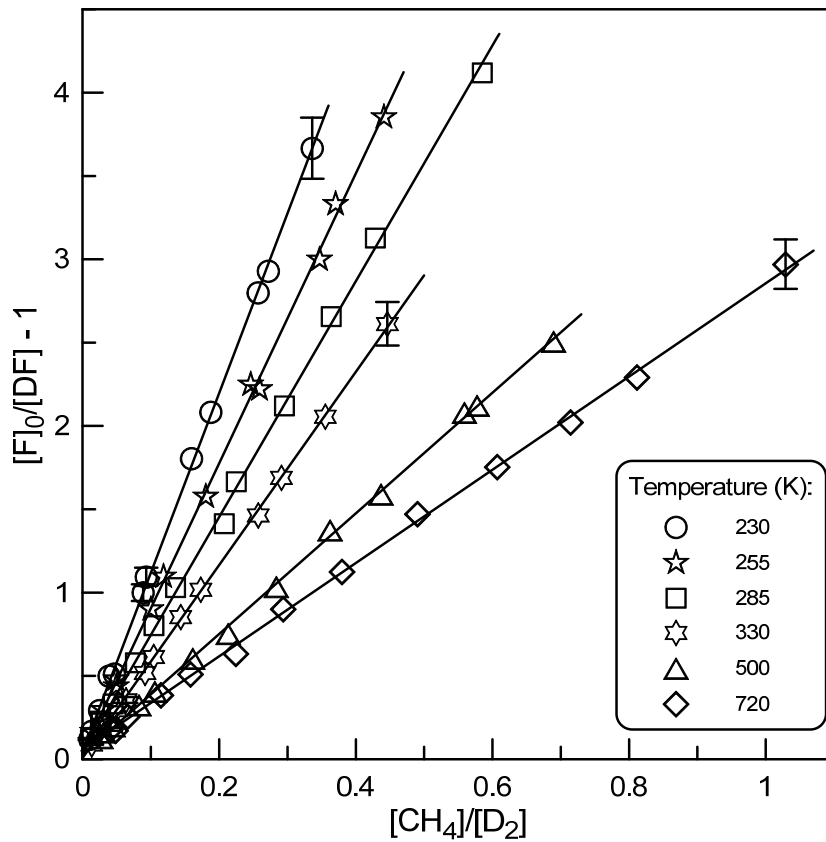
The fraction of the initial concentration of F atoms,  $[\text{F}]_0$ , transformed to DF, is:

$$[\text{DF}] = \frac{k_4[\text{D}_2]}{k_4[\text{D}_2] + k_1[\text{CH}_4] + k_w} \times [\text{F}]_0,$$

or after rearrangement:

$$\frac{[\text{F}]_0}{[\text{DF}]} - 1 = \frac{k_1[\text{CH}_4]}{k_4[\text{D}_2]} + \frac{k_w}{k_4[\text{D}_2]} \quad (\text{II})$$

The observed experimental data are shown in Fig. 3.



**Fig. 3.** Yield of DF from titration of F atoms by  $\text{D}_2 + \text{CH}_4$  mixtures at different temperatures. Partially shown error bars represent typical uncertainties of the measurements ( $\sim 5\%$ ).

The final values of  $k_1/k_4$  at different temperatures, determined, in accordance with equation II, from the slopes of the linear dependencies in Fig. 3, are given in Table 3.

**Table 3**

Experimental conditions and results of the relative measurements of  $k_1$  with reaction  $\text{F} + \text{D}_2$  as a reference.

$T$ (K) <sup>(a)</sup>	$[\text{CH}_4]$ <sup>(b)</sup>	$[\text{D}_2]$ <sup>(b)</sup>	$k_1/k_4 (\pm 2\sigma)$	$k_1$ <sup>(c)</sup>
------------------------	--------------------------------	-------------------------------	-------------------------	----------------------

230	0.50-15.7	46.7	10.8±0.09	4.96
255	0.66-19.7	44.7	8.69±0.09	5.32
285	1.34-29.9	51.1	7.07±0.08	5.71
330	0.72-23.6	52.9	5.79±0.04	6.44
500	1.31-33.3	48.3	3.62±0.03	8.03
720	1.25-31.7	30.8	2,80±0.03	8.34

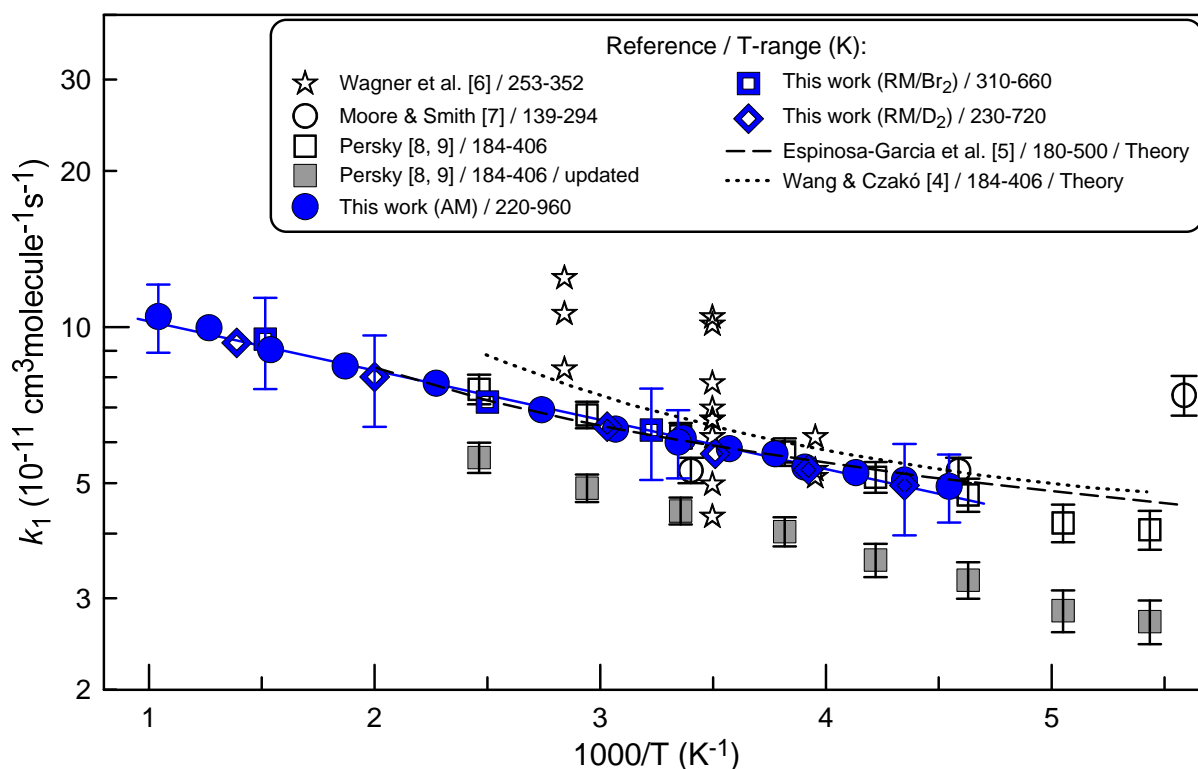
<sup>a</sup> 12-13 runs at each temperature.

<sup>b</sup> Units of  $10^{12}$  molecule  $\text{cm}^{-3}$ .

<sup>c</sup> Units of  $10^{-11}$   $\text{cm}^3 \text{molecule}^{-1} \text{s}^{-1}$ , estimated total uncertainty on  $k_1$  is nearly 20% and includes that on the reference reaction.

### 3.2. Comparison with previous studies.

The results obtained in the present work for the temperature dependence of  $k_1$  are shown in Fig. 4 in line with all the temperature dependent data for  $k_1$  available in the literature. The most recent room temperature measurements of the rate constant [16-19] are in the range  $(5.7\text{-}6.6)\times 10^{-11} \text{cm}^3 \text{molecule}^{-1} \text{s}^{-1}$  ( $T = 298 \text{K}$ ), i.e. in very good agreement with the present data (Table 1 and Fig. 4).



**Fig. 4.** Summary of the data on the temperature dependence of the rate constant of reaction (1): AM, absolute measurements; RM/ $\text{Br}_2$  and RM/ $\text{D}_2$ , relative rate method with  $\text{F}+\text{Br}_2$  and  $\text{F}+\text{D}_2$

reference reactions, respectively. Partly shown uncertainties on the values of  $k_1$  from the present study correspond to 15 and 20% for absolute and relative measurements, respectively.

Wagner et al. [6] used mass spectrometry to monitor the species involved in the F + CH<sub>4</sub> reaction system, where F atoms were generated in the reaction of NF<sub>2</sub> with excess nitrogen atoms. The rate constant of reaction (1) was determined at three temperatures (253, 286 and 352 K) both from F atom decays and from the kinetics of HF and HCN formed in reactions (1) and (5), respectively:



The original rate constant data shown in Fig. 4 were kindly provided by Cornelius Zetzsch. Although these largely scattered data show a steeper temperature dependence, in absolute terms they agree well with the present work, at least at T = 253 and 286 K. Moore and Smith [7] derived the rate constant of reaction (1) by monitoring the chemiluminescence of the reaction product, HF, formed upon pulsed laser photolysis of F<sub>2</sub> in the presence of CH<sub>4</sub>. The measurements were carried out at four temperatures (294, 218, 179, and 139 K) and shown rather negative temperature dependence of the rate constant: the reported values of  $k_1$  were  $(5.3 \pm 0.3) \times 10^{-11}$  at T = 294 and 218 K increasing to 7.4 and  $8.0 \times 10^{-11}$  cm<sup>3</sup> molecule<sup>-1</sup> s<sup>-1</sup> at T = 179 and 139 K (not shown in Fig.4), respectively. The  $k_1$  data at T = 294 and 218 K agree with the present measurements in the range of the reported experimental uncertainties (Fig. 4). One can note an excellent agreement between the present data and those reported by Persky [8,9]. The comparison could be limited to this statement; however, further analysis shows that the perfect agreement between two studies seems to be fortuitous. Persky [8] using a discharge-flow-mass spectrometric technique measured the temperature dependence of  $k_1$  by a relative rate method using reaction (4) as a reference one. To place the rate constant of reaction (1) on an absolute basis, a rather complicated approach was applied. First, the measured  $k_1/k_4$  ratios were combined with the data available for the kinetic isotope effect,  $k_6/k_4$ , to calculate the  $k_1/k_6$  ratios, which were subsequently multiplied by the recommended on that date values for  $k_6$  to finally determine the absolute values of  $k_1$ :



In a recent study from this group, we reported a new self-consistent kinetic dataset for the reactions of F atoms with H<sub>2</sub> and D<sub>2</sub> [20]. The rate constants of the reactions of F atoms with

H<sub>2</sub> and D<sub>2</sub> have been directly measured in a wide temperature range T = 220 – 960 K. In addition, the kinetic isotope effect, which was determined independently, was found to be in excellent agreement (within a few percent) with the ratio of  $k_1$  to  $k_2$  calculated with the Arrhenius expressions for  $k_1$  and  $k_2$  determined in the study [20]. The original data of Persky on  $k_1/k_4$  ratio [8], when combined with  $k_4 = (8.47 \pm 0.42) \times 10^{-11} \exp(-(670 \pm 16)/T) \text{ cm}^3 \text{ molecule}^{-1} \text{ s}^{-1}$  [20], provide the absolute values of  $k_1$  (gray filled squares in Fig. 4) which are by a factor of 1.3-1.4 lower than the current measurements. In fact, one of the reasons for the seemingly good agreement between the present data for  $k_1$  and the data reported by Persky [8,9], where the reaction rate constant was calculated as  $k_1 = k_1/k_4 \times k_4/k_6 \times k_6$ , can be the compensating effect of the first two terms,  $k_1/k_4$  and  $k_4/k_6$ . Indeed, the  $k_1/k_4$  ratios measured in the present work,  $k_1/k_4 = 1.47 \times \exp(454/T)$  (T = 230-720 K), are by approximately 20% higher than those reported by Persky,  $k_1/k_4 = 1.21 \times \exp(420/T)$  (T = 184-406 K) [8] (Fig. S4, Supplementary Material). On the other hand, the values of  $k_4/k_6 = 0.96 \times \exp(-186/T)$  (T = 184-406 K) [21], used by Persky in the calculations of  $k_1$  [8,9] are significantly higher than recently reported,  $k_4/k_6 = 0.63 \times \exp(-131/T)$  (T = 220-960 K) [20].

Concerning the results of the current study, one can note an excellent agreement between the absolute and relative (with two reference reactions) measurements of  $k_1$ . The unweighted exponential fit to the present data (solid line in Fig. 4) yields the following Arrhenius expression:

$$k_1 = (1.28 \pm 0.04) \times 10^{-10} \exp(-(219 \pm 9)/T) \text{ cm}^3 \text{ molecule}^{-1} \text{ s}^{-1}$$

at T = 220-960 K, where the cited uncertainties are 2 $\sigma$  statistical ones.

Figure 4 shows also the results of some theoretical calculations of  $k_1$ . Espinosa-Garcia et al. [5] developed a semiempirical potential energy surface (PES) for the F + CH<sub>4</sub> reaction and using variational transition-state theory calculated the thermal rate constants over the temperature range 180-500 K. The calculations are in very good agreement with experiments. However, it should be noted that the developed PES was calibrated to reproduce the experimental data of Persky [8,9]. The calculations of Wang and Czako [4], realized on an ab initio potential energy surface, are also in fair agreement with the experimental data. Both theoretical calculations predict some curvature in the Arrhenius plot. Although this effect was not clearly observed in the current experiments, the present data do not exclude the possible, however, statistically insignificant in the range of the experimental uncertainty, curvature of the temperature dependence of  $k_1$ .

In conclusion, the rate constant of the title reaction was measured in a wide temperature range,  $T = 220 - 960$  K (for the first time at temperatures above 406 K). The measurements provide a new reliable dataset for practical use (atmospheric modeling, laboratory studies) and an experimental basis for further theoretical developments.

### **Acknowledgement**

This research did not receive any specific grant from funding agencies in the public, commercial, or not-for-profit sectors.

### **Declaration of interest statement**

No conflicts of Interest.

### **Appendix A. Supplementary data**

Supplementary data related to this article can be found at ...

## References

- [1] T.J. Wallington, W.F. Schneider, J. Sehested, O.J. Nielsen, Hydrofluorocarbons and stratospheric ozone, *Faraday Discuss.* 100 (1995) 55-64.
- [2] A.R. Ravishankara, A.A. Turnipseed, N.R. Jensen, S. Barone, M. Mills, C.J. Howard, S. Solomon, Do Hydrofluorocarbons Destroy Stratospheric Ozone?, *Science* 263 (1994) 71-75.
- [3] J.A. Manion, R.E. Huie, R.D. Levin, D.R. Burgess, V.L. Orkin, W. Tsang, W.S. McGivern, J.W. Hudgens, V.D. Knyazev, D.B. Atkinson, E. Chai, A.M. Tereza, C.-Y. Lin, T.C. Allison, W.G. Mallard, F. Westley, J.T. Herron, R.F. Hampson, D.H. Frizzell, NIST Chemical Kinetics Database, NIST Standard Reference Database 17, Version 7.0 (Web Version), Release 1.6.8, Data version 2015.12, National Institute of Standards and Technology, Gaithersburg, Maryland, 20899-8320. <http://kinetics.nist.gov/> (accessed January 2021).
- [4] D. Wang, G. Czako, Quantum Dynamics Study of the  $F + CH_4 \rightarrow HF + CH_3$  Reaction on an Ab Initio Potential Energy Surface, *J. Phys. Chem. A* 117 (2013) 7124-7130.
- [5] J. Espinosa-García, J.L. Bravo, C. Rangel, New Analytical Potential Energy Surface for the  $F(^2P) + CH_4$  Hydrogen Abstraction Reaction: Kinetics and Dynamics, *J. Phys. Chem. A* 111 (2007) 2761-2771.
- [6] H.G. Wagner, J. Warnatz, C. Zetzsch, Reaction of F Atoms with Methane, *Ann. Assoc. Quim. Argent.* 59 (1971) 169.
- [7] C.M. Moore, I.W.M. Smith, D.W.A. Stewart, Rates of Processes Initiated by Pulsed Laser Production of F Atoms in the Presence of HCl,  $CH_4$ , and  $CF_3H$ , *Int. J. Chem. Kinet.* 26 (1994) 813-825.
- [8] A. Persky, Kinetics of the  $F + CH_4$  Reaction in the Temperature Range 184–406 K, *J. Phys. Chem.* 100 (1996) 689-693.
- [9] A. Persky, Kinetics of the Reactions  $F+H_2S$  and  $F+D_2S$  at 298 K, *Chem. Phys. Lett.* 298 (1998) 390-394.
- [10] Y. Bedjanian, Temperature-Dependent Rate Constant for the Reaction of F Atoms with  $HNO_3$ , *Int. J. Chem. Kinet.* 51 (2019) 753-759.
- [11] Y. Bedjanian, Reaction  $F + C_2H_4$ : Rate Constant and Yields of the Reaction Products as a Function of Temperature over 298–950 K, *J. Phys. Chem. A* 122 (2018) 3156-3162.
- [12] Y. Bedjanian, Kinetics and Products of the Reactions of Fluorine Atoms with ClNO and  $Br_2$  from 295 to 950 K, *J. Phys. Chem. A* 121 (2017) 8341-8347.
- [13] Y. Bedjanian, S. Lelièvre, G.L. Bras, Kinetic and Mechanistic Study of the F Atom Reaction with Nitrous Acid, *J. Photochem. Photobio. A* 168 (2004) 103-108.
- [14] J. Morin, M.N. Romanias, Y. Bedjanian, Experimental Study of the Reactions of OH Radicals with Propane, n-Pentane, and n-Heptane over a Wide Temperature Range, *Int. J. Chem. Kinet.* 47 (2015) 629-637.
- [15] F. Kaufman, Kinetics of Elementary Radical Reactions in the Gas Phase, *J. Phys. Chem.* 88 (1984) 4909-4917.
- [16] U. Wörsdörfer, H. Heydtmann, Bimolecular Reactions of Fluorine Atoms with  $CH_3$  and  $CH_2I_2$ , *Ber. Bunsenges. Phys. Chem.* 93 (1989) 1132-1136.
- [17] P. Pagsberg, J. Munk, A. Sillesen, C. Anastasi, UV Spectrum and Kinetics of Hydroxymethyl Radicals, *Chem. Phys. Lett.* 146 (1988) 375-381.
- [18] M.A.A. Clyne, A. Hodgson, Kinetics and Detection Of  $F(^2P)$  Atoms in a Discharge Flow System, *Chem. Phys.* 79 (1983) 351-360.

- [19] D.M. Fasano, N.S. Nogar, Rate Determination for  $F + CH_4$  by Real-Time Competitive Kinetics, *Chem. Phys. Lett.* 92 (1982) 411-414.
- [20] Y. Bedjanian, Rate Constants for the Reactions of F Atoms with  $H_2$  and  $D_2$  over the Temperature Range 220-960 K, *Int. J. Chem. Kinet.* (2021) <https://doi.org/10.1002/kin.21462>.
- [21] A. Persky, Kinetic Isotope Effects in the Reaction of Fluorine Atoms with Molecular Hydrogen. I  $H_2/D_2$  Kinetic Isotope Effect, *J. Chem. Phys.* 59 (1973) 3612-3615.