



HAL
open science

Water Reuse from Municipal Secondary Effluent by Ultrafiltration Becomes a Reality More than Ever

Jiaqi Yang, Mathias Monnot, T. Eljaddi, L. Ercolei, Philippe Moulin

► **To cite this version:**

Jiaqi Yang, Mathias Monnot, T. Eljaddi, L. Ercolei, Philippe Moulin. Water Reuse from Municipal Secondary Effluent by Ultrafiltration Becomes a Reality More than Ever. Open Access Journal of Environmental & Soil Science, 2020, 5 (3), pp.655-659. <10.32474/OAJESS.2020.05.000214>. <hal-03232125>

HAL Id: hal-03232125

<https://hal.science/hal-03232125v1>

Submitted on 21 May 2021

HAL is a multi-disciplinary open access archive for the deposit and dissemination of scientific research documents, whether they are published or not. The documents may come from teaching and research institutions in France or abroad, or from public or private research centers.

L'archive ouverte pluridisciplinaire HAL, est destinée au dépôt et à la diffusion de documents scientifiques de niveau recherche, publiés ou non, émanant des établissements d'enseignement et de recherche français ou étrangers, des laboratoires publics ou privés.



HAL Authorization



Water Reuse from Municipal Secondary Effluent by Ultrafiltration Becomes a Reality More than Ever

Yang J¹, Monnot M¹, Eljaddi T¹, Ercolei L², Moulin P^{1*}

¹Aix Marseille Univ, Laboratoire de Mécanique, Modélisation et Procédés Propres, Equipe Procédés Membranaires (EPM-M2P2-CNRS-UMR 7340), Europôle de l'Arbois, BP 80, Bat. Laennec, Hall C, 13545 Aix-en-Provence cedex 04, France

²Société des Eaux de Marseille Métropole, 25 Rue Edouard Delanglade -B.P. 29 - 13006 Marseille Cedex 06, Marseille, France

*Corresponding author: Moulin P, Aix Marseille, Laboratoire de Mécanique, Modélisation et Procédés Propres, Equipe Procédés Membranaires (EPM-M2P2-CNRS-UMR 7340), Europôle de l'Arbois, BP 80, Bat. Laennec, Hall C, 13545 Aix-en-Provence cedex 04, France

Received:  June 26, 2020

Published:  July 14, 2020

Introduction

Water scarcity has become a critical problem in many semiarid and arid regions. More notably, water scarcity became worse all over the world because of the influences of social development including climate change, population increase, rapid urbanization, industrialization, and tourism with a huge amount of wastewater discharge [1,2]. To alleviate water shortage, wastewater reuse has long been considered as a promising approach with a sustainable, reliable and energy recovery concept [3]. Nowadays, wastewater reuse is an essential part of sustainable urban development, permitting a more balanced management of water resources while contributing to the maintenance of quality standards [4]. To implement water reuse projects, the water product quality is the key factor which should be strictly sufficient to local water reuse guidelines. Most municipal wastewater is usually treated to secondary effluent, but the effluent quality is controversial because of risks for human health and public environments [5]. Therefore, the secondary effluent needs to be treated by tertiary treatment to be safely reused [6,7]. Overall, water reuse is mostly applied in non-potable uses, occupying 97.7% of the water reuse market, including non-potable urban reuse, irrigation, recreation impoundment, environmental enhancements, industries, and groundwater recharge [8,9]. After long-term research, ultrafiltration (UF) membrane is widely considered as a cost-effective process applied on water treatment for non-potable reuse due to its easy operation, high efficiency, and economic cost. UF can highly remove total suspended solids (TSS), turbidity, and more importantly, UF can retain microorganisms significantly, including bacteria, protozoa, and viruses [10]. Indeed, Falsanisi et al. [7] and Muthukumaran et al. [11] both confirmed that UF process

dealing with secondary treated wastewater could provide qualified permeate that satisfies to World Health Organization (WHO) water reuse guidelines.

In Europe, the lack of homogenous regulations or the lack of regulations for all types of applications was often an obstacle for full development of reuse projects. Very recently, on May 2020, a regulation of the European Parliament and of the Council on minimum requirements for water reuse have been adopted (regulation (EU) 2020/741) [12]. This regulation lays down minimum requirements for water quality and monitoring in the case of water reuse for agricultural irrigation. This regulation shall be binding in its entirety and directly applicable in all Member States and constitutes a first step for more global water reuse management in Europe.

In this context, this work wants to show the industrial feasibility of using ultrafiltration as a tertiary treatment for safe water reuse. The case-study includes a semi-industrial UF pilot plant operated to filtrate the secondary effluent of a wastewater treatment plant (WWTP) located close to Marseille, France, for reuse.

Material and Methods

Ultrafiltration Pilot Plant Description

The feed water used is the secondary effluent of a municipal WWTP located in Châteauneuf-les-Martigues, France. The WWTP uses a conventional activated sludge process followed by sedimentation tanks to treat raw wastewater. Table 1 shows the quality of the inlet and outlet effluent of the WWTP. This outlet effluent was the UF feed.

Table 1 : Raw wastewater and UF feed quality.

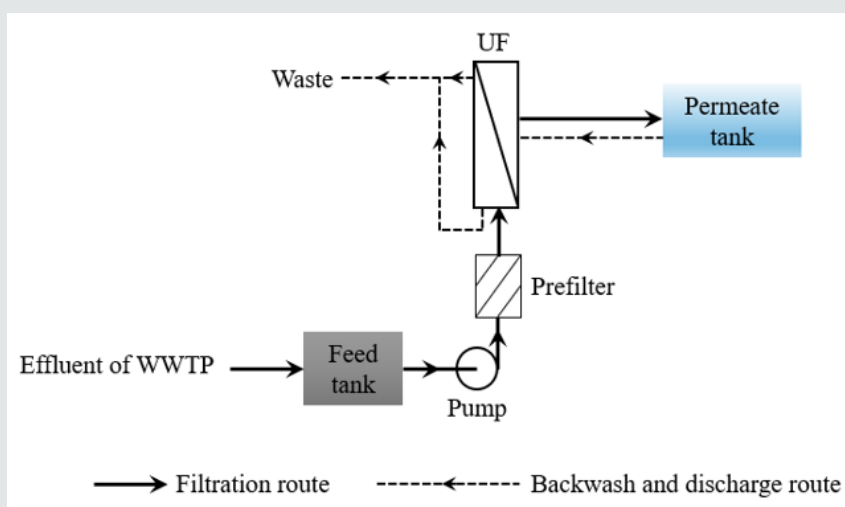
Parameters	WWTP influent	Outlet effluent (UF feed)		
		Min	Mean value \pm SD	Max
<i>E. coli</i> (CFU/100mL)	1.6×10^8	7.4×10^3	$(3.4 \pm 2.6) \times 10^4$	6.1×10^4
Enterococci (CFU/100mL)	2.2×10^7	3.6×10^3	$(1.3 \pm 1.0) \times 10^4$	2.4×10^4
Anaerobic sulphito-reducers (spores) (CFU/100mL)	5.6×10^3	15	268 ± 253	520
Specific F-RNA bacteriophages (PFP/100mL)	4.5×10^3	<30	-	<30
COD ($\text{mgO}_2 \cdot \text{L}^{-1}$)	1124	18	20 ± 9	37.7
TSS ($\text{mg} \cdot \text{L}^{-1}$)	77	2.6	4 ± 2	7.2
TOC ($\text{mgC} \cdot \text{L}^{-1}$)	n. m.	8.5	18 ± 9	30.3
Turbidity (NTU)	n. m.	2	2.3 ± 0.9	4.1
pH	n. m.	6.9	7.2 ± 0.4	7.8
Conductivity ($\text{mS} \cdot \text{cm}^{-1}$)	n. m.	1053	1168 ± 128	1352

CFU: colony-forming unit; PFP: Polyhedral, filamentous, and pleomorphic; n. m.: not measured.

Ultrafiltration Pilot Plant Description

The pilot plant is manufactured by Aquasource and not Aqua Source (Suez environment) with automatic operation and recording: a simplified flow diagram is shown in Figure 1. Feed water comes from the secondary effluent of a WWTP located in France continuously. The UF water production was performed at constant flux of $60 \text{ L} \cdot \text{h}^{-1} \cdot \text{m}^{-2}$ and filtration cycle time of 60 min, the permeate was recovered in a buffer tank for water production and backwash water. To eliminate fouling, three membrane cleanings were auto-

matically carried out by the pilot: classical backwashes (CB), air backwashes (AB) which consists in a previous air injection in the membrane before classical backwash with permeate, and chemical enhanced backwash (CEB) which was triggered when a permeability (L_p) of $200 \text{ L} \cdot \text{h}^{-1} \cdot \text{m}^{-2} \cdot \text{bar}^{-1}$ was reached. The optimized backwash sequence in these tests are three CBs followed with one AB circularly. To be noted, all the parameters that could be affected by temperature have been normalized to a standard temperature (20°C) to take into account viscosity fluctuations.

**Figure 1:** Diagram of UF pilot plant.

Reversibility Analysis

To better compare the fouling removal efficiency of AB and CB, the fouling reversibility was calculated with the following equation:

$$\text{Reversibility}(n) = \frac{\text{TMP}_{end}^n - \text{TMP}_{ini}^{(n+1)}}{\text{TMP}_{end}^n - \text{TMP}_{ini}^n}$$

where TMP represents the transmembrane pressure (Pa). Reversibility after each filtration cycle could then be calculated using the initial TMP and final TMP values TMP_{end}^n and $\text{TMP}_{ini}^{(n+1)}$ of the cycle n as well as the initial TMP of the next filtration cycle $\text{TMP}_{ini}^{(n+1)}$.

Results and Discussion

Water Quality

Based on the results presented in Table 2, the Indeed, UF process could remove about 99.9% turbidity, 88.7% total organic carbon, >98% chemical oxygen demand and >97% total suspended solids from the feed at the end of each filtration step under the volume concentration factor (VCF) of 270. Besides, the concentration of bacteria and virus, such as *E.coli*, Enterococci, Anaerobic sulphito-reducers (spores), and specific F-RNA bacteriophages (virus)

were all tested under the detection limit (1 CFU/100mL for bacteria or 1 PFP/100 mL for virus), with higher than 4.0 log removal rate for all detected microorganisms (calculated from the inlet of the WWTP as stated in the regulation). Therefore, the filtration condition ($J=60 \text{ L}\cdot\text{h}^{-1}\cdot\text{m}^{-2}$, $t=60 \text{ min}$, 3 CBs followed with 1 AB) provides qualified water for reuse under the scope of WHO guidelines and

Table 2: Mean Permeate quality.

Parameters	UF permeate				WHO guidelines	French reuse standard (level A)*
	Min	Mean \pm SD	Max	Removal rates		
<i>E. coli</i> (CFU·100mL ⁻¹)	<1			>6.7 (log*)	≤ 200	≤ 250
Enterococci (CFU·100mL ⁻¹)	<1			>6.2 (log*)		≥ 4 (log*)
Anaerobic sulphito-reducers (spores) (CFU·100mL ⁻¹)	<1			>4.1 (log*)		≥ 4 (log*)
Specific F-RNA bacteriophages (PFP/100mL)	<1			>4.0 (log*)		≥ 4 (log*)
COD (mgO ₂ ·L ⁻¹)	<10			>98 %		<60
TSS (mg·L ⁻¹)	<2			>97%	≤ 30	<15
TOC (mgC·L ⁻¹)	8.19	8.6 \pm .4	9.22	93 \pm 3%		-
Turbidity (NTU)	0.02	0.12 \pm 0.08	0.22	99 \pm 0%	≤ 2	-
pH	7.41~7.53			-		-
Conductivity (mS·cm ⁻¹)	954	1056 \pm 70	1192	-		-

CFU: colony-forming unit; PFP: Polyhedral, filamentous, and pleomorphic; log*: log removal calculated from the raw wastewater quality; nm: not measured.

*There are ABCD four different levels of water quality in French water reuse standards. Level A being the best.

Permeability

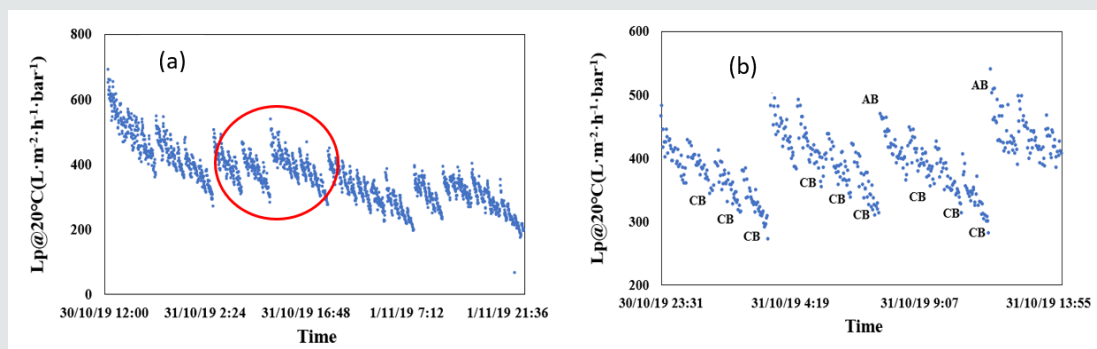


Figure 2: Lp variation vs. time: (a) the whole filtration process, (b) a selected zoomed period to better see the evolution of Lp and the influence of AB.

Figure 2(a) shows the permeability variation with time, and the Figure 2(b) is an enlarged area of the red circle in Figure 2(a) to better introduce the permeability variation during each filtration cycle, and the regular occurrence of CB and AB. Results shown in Figure 2, revealed that the permeability of UF decreased quickly during each filtration step (60 min) due to fouling: accumulation of suspended particles, colloids, bacteria and viruses. However, the decreased permeability after 60 min filtration was improved to a quite high value with periodical CBs or ABs cleanings, thus resulting in slower decrease of permeability from the overall trend. There was no CEB needed during the 2 days operation (Figure 2(a)) showing the high ultrafiltration performance, because the occurrence of CEB not only consume more permeate production, but also cost more chemical agents [15]: for this process the sustainable condition is one CEB per day. In order to evaluate the efficiency of CB and AB during fil-

the French regulation which concerns agricultural or garden irrigations [12]. This regulation may change in the future to comply with the European regulation quoted in the Introduction section and further water quality analysis will be performed accordingly to fully confirm the potentiality of water reuse in this study.

tration, a selected period was zoomed to show the different effects of CB and AB on filtration. In Figure 2(b), a better fouling removal efficiency by AB is obtained than by CB because the initial permeability after each AB is obviously higher than initial permeability after pervious CB.

Fouling Resistance and Reversibility

In this paper, the foulant that can be removed by backwash contributes to the reversible fouling resistance (Rre) while the foulant that cannot be removed by backwash contributes to the irreversible fouling resistance (Rirr). Figure 3 shows the resistance variation during filtration process. From the start to the 40th hour of operation, the membrane resistance (Rm) is mostly performed in the dominant position, occupying over 50% of the total resistance proportion. After 40h filtration, Rirr gradually replaced Rm and

became the dominant resistance. From the whole view, the Rre variation was relatively constant compared to the variation of Rirr, occupying 12%~20% of the total resistance proportion. This result shows that the Rirr can be continuously accumulated on membrane during long term operation although there are periodical CB and AB cleanings. Therefore, the increase of Rirr is the main cause of

permeability decrease during this filtration. Additionally, the average reversibility of AB in the filtration process is 144%, while the average reversibility of CB is 78%. The result reveals that AB has significant removal efficiency on cake foulants, and it provides better control on Rirr increase.

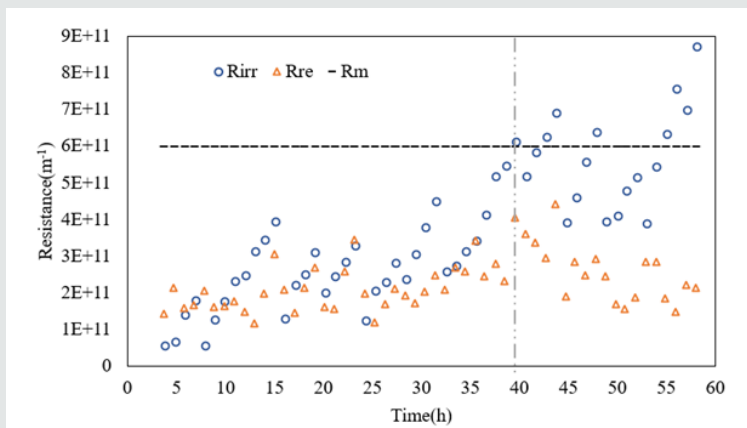


Figure 3: Fouling resistance composition in condition [3 CBs for 1 AB, $J=60 \text{ L} \cdot \text{h}^{-1} \cdot \text{m}^{-2}$, $t=60 \text{ min}$].

Water Recovery Rate

Considering the permeate consumption for backwashes and CEB waters, it is necessary to consider the water recovery which is related to the productivity. The permeate consumption in CB, AB, and CEB are separately 36L, 52L and 50L for one cleaning. Under the conditions of this study, the pilot plant finally provides a quite high-water recovery rate which is 93% during the whole filtration process [13-15].

Conclusion

This work presented a specific case study of ultrafiltration as a tertiary treatment for water reuse in real conditions. The optimization of the operating conditions is crucial for fouling reduction, water and energy savings and the paper only showed the results for these optimized operating conditions: for a flux of $60 \text{ L} \cdot \text{h}^{-1} \cdot \text{m}^{-2}$ and 60 min of filtration time with specific backwash conditions: 1 AB every 3 CBs. In this condition, it provides a stable filtration performance because no CEB was needed during 60h's filtration and provides as high as 93% water recovery rate. Although fouling resistance is classical during ultrafiltration, AB is performed in more professional control of cake foulant compared to CB but consumes more water. Additionally, the permeate quality is highly satisfying to both WHO guidelines for water reuse and actual French water reuse standard. Therefore, after more than twenty years of study in the field of water reuse by ultrafiltration from municipal wastewater all around the world, this paper showed once again that the process may be mature for full scale implementation and safe water reuse for many different applications.

References

- Lautze J, Stander E, Drechsel P, AK da Silva, Keraita B (2014) Global experiences in water reuse. International Water Management Institute (IWMI). CGIAR Research Program on Water, Land and Ecosystems (WLE).
- S L Cutterm, Alik Ismail-Zadeh, Irasema Alcántara-Ayala, Orhan Altan, Daniel N Baker and et al., (2015) Global risks: Pool knowledge to stem losses from disasters. *Nature* 522(7556): 277-279.
- Hlavinek P, Kukharchyk T, Marsalek J, Mahrikova I (2006) Integrated Urban Water Resources Management. Springer Science & Business Media.
- Asano T (2002) Water from (waste)water - the dependable water resource (The 2001 Stockholm Water Prize Laureate Lecture). *Water Sci Technol* 45(8): 23-33.
- Kalkan Ç, Yapsakli K, Mertoglu B, Tufan D, Saatci A (2011) Evaluation of Biological Activated Carbon (BAC) process in wastewater treatment secondary effluent for reclamation purposes. *Desalination* 265(1-3): 266-273.
- Pollice A, Lopez A, Laera G, Rubino P, Lonigro A (2004) Tertiary filtered municipal wastewater as alternative water source in agriculture: a field investigation in Southern Italy. *Sci Total Environ* 324(1-3): 201-210.
- Falsanisi D, Liberti L, Notarnicola M (2010) Ultrafiltration (UF) Pilot Plant for Municipal Wastewater Reuse in Agriculture: Impact of the Operation Mode on Process Performance. *Water* 2(4): 872-885.
- Angelakis AN, Eslamian S, Dalezios N (2018) Water scarcity management: part 1: methodological framework. *Int J Glob Environ* 17(1).
- Paul R, Kenway S, Mukheibir P (2019) How scale and technology influence the energy intensity of water recycling systems-An analytical review. *J Clean Prod* 215: 1457-1480.
- Warsinger DM, Sudip Chakraborty, Emily W Tow, Megan H Plumlee, Christopher Bellona and et al., (2018) A review of polymeric membranes and processes for potable water reuse. *Prog Polym Sci* 81: 209-237.
- Muthukumaran S, Nguyen DA, Baskaran K (2011) Performance evaluation of different ultrafiltration membranes for the reclamation and reuse of secondary effluent. *Desalination* 279(1-3): 383-389.

12. Regulation (EU) 2020/741 of the European Parliament and of the Council of 25 May 2020 on minimum requirements for water reuse (Text with EEA relevance), 177.
13. W. H. Organization (2006) Guidelines for the safe use of wastewater, excreta, and greywater-Volume 4.
14. Arrêté du 25 juin 2014 modifiant l'arrêté du 2 août 2010 relatif à l'utilisation d'eaux issues du traitement d'épuration des eaux résiduaires urbaines pour l'irrigation de cultures ou d'espaces verts (JORF n°0153 du 4 juillet 2014 page 11059, texte n° 29)
15. Zondervan E, Roffel B (2007) Evaluation of different cleaning agents used for cleaning ultra-filtration membranes fouled by surface water, J Membr Sci 304(1-2): 40-49,



This work is licensed under Creative Commons Attribution 4.0 License

To Submit Your Article Click Here: [Submit Article](#)

DOI: [10.32474/OAJESS.2020.05.000214](https://doi.org/10.32474/OAJESS.2020.05.000214)



Open Access Journal of Environmental and Soil Sciences

Assets of Publishing with us

- Global archiving of articles
- Immediate, unrestricted online access
- Rigorous Peer Review Process
- Authors Retain Copyrights
- Unique DOI for all articles